
Idara

Product Specifications	330
Fabrics and Options	331
Contrasting Fabrics Specifications	332
Product Pages	333
COM Yardage Requirements	337



IDARA PRODUCT SPECIFICATIONS

FRAME CONSTRUCTION

- Welded steel frame encased in high grade polyurethane foam

SEAT CONSTRUCTION

- Plywood panel encased in high grade polyurethane foam

BASE AND GLIDES

Disc Base

- Available in polished or matte black
- Features 360° swivel
- Formed and welded steel mounting plate
- Adhesive backed fiber pad glides

4-Prong Low-Profile, Metal

- Available in polished or matte black
- Features 360° swivel
- Fully welded base construction
- White polypropylene glides

4-Leg Wood

- Beech wood legs utilizing tennon joints and glued for strength
- Non-marring nylon glides
- Guest models available as static or with auto-return swivel

4-Leg Wood with Metal Frame

- Beech wood legs supported by welded metal frame with screws and epoxy for strength
- Metal frame is always black
- Non-marring nylon glides

5-Prong Mobile Base



- Cylinder and base available in polished or matte black
- Features height adjustment and 360° swivel
- Control mechanism always black, powder coated steel with plastic handle
- Black, hard double wheel casters, which work on multiple surfaces, are standard
- Soft casters are available for an additional upcharge

UPHOLSTERY DETAIL

- Contrasting fabric available on all models
- Due to dimensional design of the back, horizontal stripes and large patterns are not recommended, as they will appear distorted or wavy
- All models feature a complementary zipper placed vertically down the center of the extreme back
- When specifying Florence leather on 2-Seat models, comfort wrinkles may be present due to the dimensional design of the back and arms

FINISH

- Features a catalyzed top coat that resists denting, peeling, and reactions to chemicals
- Can be cleaned with a damp cloth
- When specifying Brighton, Natural, and Sonoma finish, variation in color is acceptable due to the nature of wood characteristics



SURFACE MATERIALS

See the Kimball Hospitality Surface Materials Reference Guide at kimballhospitality.com for a complete overview of our materials program, including:

- Characteristics of wood
- Special wood finishes
- Customer-specified laminate (CSL)
- Customer-specified paint (CSP)
- Fabric application and colorways
- Customer's own material (COM) process overview
- Alliance program

ALLIANCE FABRIC PROGRAM

Kimball Hospitality has analyzed each model to most accurately reflect the COM/COL yardage requirements shown on page 337.

The yardage requirement for each model is based on 54" W fabric and cutting the fabric up the roll.

If repeat is larger than 18", contact Customer Service to confirm the correct amount of yardage required. When ordering 10 or more chairs in the same COM, yardage requirements may be reduced.

Contact Customer Service.

PRICE GRADES A-R

See Surface Materials at www.kimballhospitality.com for a wide variety of graded-in fabrics from Arc-Com, Carnegie, CF Stinson, Designtex, Maharam, Mayer, Momentum, and Ultrafabrics.

FABRIC SAMPLES

If you need samples for presentation(s), contact our alliance partners directly at:

Arc-Com	800.223.5466	arc-com.com
Carnegie	800.727.6770	carnegiefabrics.com
CF Stinson	800.841.6279	cfstinson.com
Designtex	800.221.1540	designtex.com
Maharam	800.645.3943	maharam.com
Mayer	800.428.4415	mayerfabrics.com
Momentum	800.366.6839	memosamples.com
Ultrafabrics	877.309.6648	ultrafabricsllc.com

FINISHES

AC	Autumn	NM	Natural
AD	Almond	PB	Portobello
BZ	Brazilwood	PC	Porcini
CI	Chai	PT	Portico
CL	Caramel	SK	Skyline
CW	Cordovan	SM	Sonoma
DW	Judicial	TF	Truffle
HN	Honey	WL	Willow
IM	Brighton	405	Designer White
KN	Kona	462	Cinder
MC	Amber	792	Sable
MH	Mocha	793	Acorn*

*Acorn is the finish complement to Clear Walnut finish

BASE PAINT OPTIONS

MB	Matte Black
PO	Polished

CASTERS

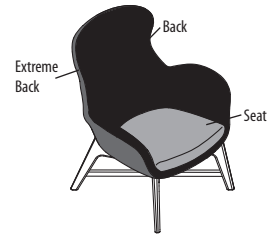
5-PRONG LOW PROFILE HEIGHT ADJUSTABLE MOBILE BASE

C3	Hard (standard)
C4	Soft (add \$33 list)

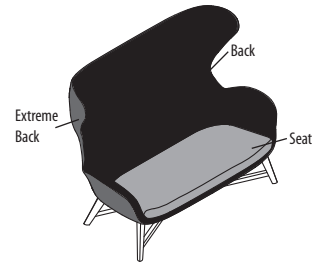
TO ORDER CONTRASTING FABRIC, SPECIFY

IDARA

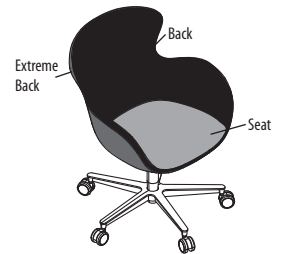
1. Model Number plus "X"
2. Back Fabric Grade Number/Cover Number
3. Extreme Back Fabric Grade Number/Cover Number
4. Seat Fabric Grade Number/Cover Number
5. Finish (wood leg base models only)



Contrasting Fabric



Contrasting Fabric



Contrasting Fabric

TO ORDER, SPECIFY:

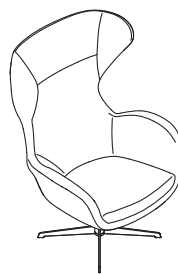
1. Model Number
2. Fabric Grade / Cover Number
3. Paint

• See page 331 for Idara options
See page 337 for COM fabric yardage

4-PRONG BASE



Midback



Highback

MODEL NO.

ALLIANCE PROGRAM PRICE GRADES

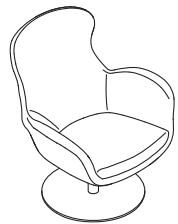
			A	B	C	D	E	F	G	H	I
			J	K	L	M	N	O	P	Q	R
N83GM4LM	Midback	\$	2678	2761	2826	2893	2968	3048	3113	3196	3278
			3361	3488	3748	3908	3993	4078	4161	4246	4326
N83GH4LM	Highback	\$	3035	3144	3230	3319	3418	3524	3609	3718	3827
			3936	4104	4448	4659	4771	4883	4992	5104	5210

DIMENSIONS

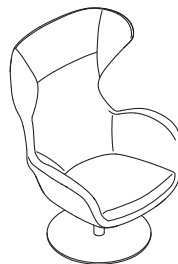
Width	32¼	Arm Height	23	Back Width	31	Weight - Mid	40
Depth	32¼	Seat Height	16½	Back Height - Mid	22½	Cubic Ft. - Mid	22.3
Height - Mid	36½	Seat Depth	20	Back Height - High	31	Weight - High	46
Height - High	45	Seat Width	18½			Cubic Ft. - High	27.5

• Contrasting fabric option – specify X (i.e., N85GH4LMX); see page 332. For list pricing, use your electronic specification tool or contact customer service

DISC BASE



Midback



Highback

			A	B	C	D	E	F	G	H	I
			J	K	L	M	N	O	P	Q	R
N83GMDA	Midback	\$	2741	2824	2889	2956	3031	3111	3176	3259	3341
			3424	3551	3811	3971	4056	4141	4224	4309	4389
N83GHDA	Highback	\$	3098	3207	3293	3382	3481	3587	3672	3781	3890
			3999	4167	4511	4722	4834	4946	5055	5167	5273

DIMENSIONS

Width	32¼	Arm Height	23	Back Width	31	Weight - Mid	60
Depth	32¼	Seat Height	16½	Back Height - Mid	22½	Cubic Ft. - Mid	22.3
Height - Mid	36½	Seat Depth	20	Back Height - High	31	Weight - High	66
Height - High	45	Seat Width	18½			Cubic Ft. - High	27.5

• Contrasting fabric option – specify X (i.e., N83GHDA X); see page 332. For list pricing, use your electronic specification tool or contact customer service

IDARA

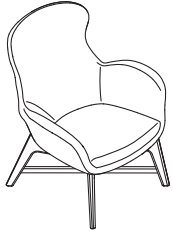
TO ORDER, SPECIFY:

1. Model Number
2. Fabric Grade / Cover Number
3. Finish


• See page 331 for Idara options

See page 337 for COM fabric yardage

4-LEG WOOD BASE



Midback



Highback

MODEL NO.

ALLIANCE PROGRAM PRICE GRADES


			A	B	C	D	E	F	G	H	I
			J	K	L	M	N	O	P	Q	R
N83GM4W	Midback	\$	2835	2918	2983	3050	3125	3205	3270	3353	3435
			3518	3645	3905	4065	4150	4235	4318	4403	4483
N83GH4W	Highback	\$	3192	3301	3387	3476	3575	3681	3766	3875	3984
			4093	4261	4605	4816	4928	5040	5149	5261	5367

DIMENSIONS


Width	32½	Arm Height	23	Back Width	31	Weight - Mid	26
Depth	32½	Seat Height	16½	Back Height - Mid	22½	Cubic Ft. - Mid	22.3
Height - Mid	36½	Seat Depth	20	Back Height - High	31	Weight - High	32
Height - High	45	Seat Width	18½			Cubic Ft. - High	27.5

• Contrasting fabric option – specify X (i.e., N83GM4WX); see page 332. For list pricing, use your electronic specification tool or contact customer service

2-SEAT WOOD BASE



Midback



Highback

			A	B	C	D	E	F	G	H	I
			J	K	L	M	N	O	P	Q	R
N83L2M4W	Midback	\$	6392	6537	6651	6770	6902	7043	7157	7302	7448
			7593	7817	8275	8556	8706	8856	9001	9150	9291
N83L2H4W	Highback		7324	7502	7642	7788	7950	8123	8263	8441	8620
			8798	9073	9635	9980	10164	10348	10526	10709	10882

DIMENSIONS

Width	56½	Arm Height	23	Back Width	56½	Weight - Mid	106
Depth	32½	Seat Height	16½	Back Height - Mid	22½	Cubic Ft. - Mid	44.1
Height - Mid	35½	Seat Depth	20½	Back Height - High	31	Weight - High	120
Height - High	42½	Seat Width	46½			Cubic Ft. - High	52.3

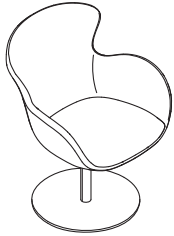
• Contrasting fabric option – specify X (i.e., N83L2M4WX); see page 332. For list pricing, use your electronic specification tool or contact customer service

TO ORDER, SPECIFY:

1. Model Number
2. Fabric Grade / Cover Number
3. Wood Finish (if applicable)
4. Metal Paint (if applicable)

- See page 331 for Idara options
- See page 337 for COM fabric yardage

GUEST DISC BASE



MODEL NO.

ALLIANCE PROGRAM PRICE GRADES

				A	B	C	D	E	F	G	H	I
				J	K	L	M	N	O	P	Q	R
N83GLDA	Guest, Disc	\$		2100	2160	2206	2255	2309	2367	2413	2473	2532
				2592	2683	2871	2986	3047	3108	3168	3229	3286

DIMENSIONS

Width	25½	Seat Height	18¾	Arm Height	7¾	Back Width	17½	Weight	
Depth	25¾	Seat Depth	17¾	Arm Width	1½	Back Height	19	Cubic Ft.	15.7
Height	34¾	Seat Width	16¾						

- Contrasting fabric option – specify X (i.e., N83GLDAX); see page 332. For list pricing, use your electronic specification tool or contact customer service

GUEST METAL 4-PRONG



				A	B	C	D	E	F	G	H	I
				J	K	L	M	N	O	P	Q	R
N83GL4LM	Guest, 4-Prong	\$		2100	2160	2206	2255	2309	2367	2413	2473	2532
				2592	2683	2871	2986	3047	3108	3168	3229	3286

DIMENSIONS

Width	25½	Seat Height	18¾	Arm Height	7¾	Back Width	17½	Weight	39
Depth	25¾	Seat Depth	17¾	Arm Width	1½	Back Height	19	Cubic Ft.	15.7
Height	34¾	Seat Width	16¾						

- Contrasting fabric option – specify X (i.e., N83GL4LMX); see page 332. For list pricing, use your electronic specification tool or contact customer service

GUEST 5-PRONG LOW PROFILE MOBILE



				A	B	C	D	E	F	G	H	I
				J	K	L	M	N	O	P	Q	R
N83GL5MC	Guest, 5-Prong Mobile	\$		2100	2160	2206	2255	2309	2367	2413	2473	2532
				2592	2683	2871	2986	3047	3108	3168	3229	3286

DIMENSIONS

Width	27	Seat Height	15¾-20¾	Arm Height	7¾	Back Width	17½	Weight	
Depth	25½	Seat Depth	17¾	Arm Width	1½	Back Height	19	Cubic Ft.	15.5
Height	31½-36¾	Seat Width	16¾						

- Height Adjustable and 360 Swivel
- Contrasting fabric option – specify X (i.e., N83GL5MCX); see page 332. For list pricing, use your electronic specification tool or contact customer service

GUEST 4-LEG WOOD WITH METAL SUPPORT



				A	B	C	D	E	F	G	H	I
				J	K	L	M	N	O	P	Q	R
N83GLW4W	Guest, Wood with Metal Support	\$		2135	2195	2241	2290	2344	2402	2448	2508	2567
				2627	2718	2906	3021	3082	3143	3203	3264	3321

DIMENSIONS

Width	25½	Seat Height	18½	Arm Height	7¾	Back Width	17½	Weight	
Depth	25¾	Seat Depth	17¾	Arm Width	1½	Back Height	19	Cubic Ft.	16.2
Height	34	Seat Width	16¾						

- Metal support is always black
- Contrasting fabric option – specify X (i.e., N83GLW4WX); see page 332. For list pricing, use your electronic specification tool or contact customer service

IDARA

IDARA

TO ORDER, SPECIFY:

1. Model Number
2. Fabric Grade / Cover Number
3. Wood Finish

• See page 331 for Idara options

See page 337 for COM fabric yardage

GUEST 4-LEG WOOD



MODEL NO.

ALLIANCE PROGRAM PRICE GRADES

			A	B	C	D	E	F	G	H	I
			J	K	L	M	N	O	P	Q	R
N83GL4W	Guest, Wood, Static	\$	2055	2115	2161	2210	2264	2322	2368	2428	2487
			2547	2638	2826	2941	3002	3063	3123	3184	3241
N83GLS4W	Guest, Wood, Swivel		2179	2239	2285	2334	2388	2446	2492	2552	2611
			2671	2762	2950	3065	3126	3187	3247	3308	3365

DIMENSIONS

Width	25¾	Seat Height - Static	18¾	Arm Height	7¾	Back Width	17½	Weight - Static	28.4
Depth	25¾	Seat Height - Swivel	18¾	Arm Width	1½	Back Height	19	Weight - Swivel	31.4
Height - Static	33¾	Seat Depth	17¾					Cubic Ft.	17.7
Height - Swivel	33½	Seat Width	16¾						

- Swivel rotates 180 degrees and features auto-return functionality
- Contrasting fabric option – specify X (i.e., N83GL4WX); see page 332. For list pricing, use your electronic specification tool or contact customer service

COM YARDAGE REQUIREMENTS

COM YARDAGE REQUIREMENTS (54" WIDTH – CUT UP THE ROLL)

MODEL	RAILROADED Contact customer service 800-482-1717 for ydg requirements	NON DIRECTIONAL OR SOLID	1"-4" REPEAT	5"-11" REPEAT	12"-18" REPEAT	COL SQUARE FEET
			4" VERTICAL X 4" HORIZONTAL	11" VERTICAL X 11" HORIZONTAL	18" VERTICAL X 18" HORIZONTAL	
N83GHDA, N83GH4LM, N83GH4W		3.17	4.00	6.00	7.50	63.09
N83GHDAX, N83GH4LMX,	Back	1.22	1.80	2.30	4.30	24.35
N83GH4WX	Seat	0.83	1.00	2.00	2.30	16.60
	Extreme	1.72	2.20	3.50	4.00	34.31
N83GLDA, N893GLS4W, N83GLW4W, N83GL4LM, N83GL4W, N83GL5MC		1.80	2.50	3.30	4.80	35.97
N83GLDAX, N83GLS4WX,	Back	0.80	1.10	1.90	2.00	15.50
N83GLW4WX, N83GL4MX,	Seat	0.70	0.90	1.00	2.40	13.84
N83GL4WX, N83GL5MCX	Extreme	1.00	1.40	2.10	2.60	20.48
N83GMDA, N83GM4LM, N83GM4W		2.56	3.50	5.00	5.70	50.92
N83GMDAX, N83GM4LMX,	Back	1.00	1.50	1.90	2.00	19.92
N83GM4WX	Seat	0.83	1.00	2.00	2.30	16.60
	Extreme	1.39	1.80	2.80	3.40	27.67
N83L2H4W		5.40	6.70	8.00	10.10	106.81
N83L2H4WX	Back	1.90	2.50	2.80	3.20	38.74
	Seat	1.60	2.00	2.20	3.40	31.55
	Extreme	2.60	3.20	5.30	7.10	52.02
N83L2M4W		4.40	5.30	6.60	7.40	86.89
N83L2M4WX	Back	1.40	1.70	2.00	2.00	27.67
	Seat	1.60	2.10	2.40	2.80	31.55
	Extreme	2.20	2.70	3.70	4.90	43.17

