

---

# Wilder

Product Specifications	782
Fabrics and Options	783
Contrasting Fabric	784
Product Pages	785
COM Yardage Requirements	790

## WILDER PRODUCT SPECIFICATIONS

### LOUNGE AND GUEST SEATING

- Kiln-dried European beech legs
- Wall saver legs
- Adjustable glides
- Clean out (360° design)
- Contoured back support
- Thread color that matches boxing
- Moisture barrier is optional for seat, or seat and inside back. Upcharge applies
- Leg ferrules are available for an additional upcharge

### LOUNGE ROCKER AND MID BACK LOUNGE ROCKER

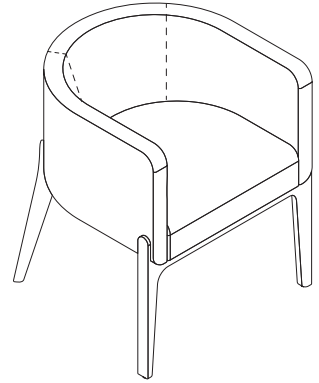
- Kiln-dried European beech legs and runners
- Non-skid, non-marring scuff guard on runners
- Clean out (360° design)
- Contoured back support
- Thread color that matches boxing
- Moisture barrier is optional for seat, or seat and inside back. Upcharge applies

### END TABLES FOR USE WITH GUEST SEATING

- Kiln-dried European beech leg
- Solid surface top
- Adjustable glide
- Attachment hardware
- Leg ferrules are available for an additional upcharge

### BENCH

- Kiln-dried European beech legs
- Adjustable glides
- Moisture barrier is optional for seat. Upcharge applies
- Leg ferrules are available for an additional upcharge



## SURFACE MATERIALS

See the Kimball Hospitality Surface Materials Reference Guide at [kimballhospitality.com](http://kimballhospitality.com) for a complete overview of our materials program, including:

- Characteristics of wood
- Special wood finishes
- Customer specified laminate (CSL)
- Customer specified paint (CSP)
- Fabric application and colorways
- Customer's own material (COM) process overview
- Alliance program

### ALLIANCE FABRIC PROGRAM

Kimball Hospitality has analyzed each model to most accurately reflect the COM/COL yardage requirements shown on page 790.

The yardage requirement for each model is based on 54" wide fabric and cutting the fabric up the roll.

If repeat is larger than 18", contact Customer Service to confirm the correct amount of yardage required. When ordering 10 or more chairs in the same COM, yardage requirements may be reduced.

Contact Customer Service.

### PRICE GRADES A-R

See Surface Materials at [www.kimballhospitality.com](http://www.kimballhospitality.com) for a wide variety of graded-in fabrics from Arc-Com, CF Stinson, Designtex, Maharam, Momentum, and Ultrafabrics.

### FABRIC SAMPLES

If you need samples for presentation(s), contact our alliance partners directly at:

Arc-Com	800.223.5466	<a href="http://arc-com.com">arc-com.com</a>
Designtex	800.221.1540	<a href="http://designtex.com">designtex.com</a>
CF Stinson	800.841.6279	<a href="http://cfstinson.com">cfstinson.com</a>
Maharam	800.645.3943	<a href="http://maharam.com">maharam.com</a>
Momentum	800.366.6839	<a href="http://memosamples.com">memosamples.com</a>
Ultrafabrics	877.309.6648	<a href="http://ultrafabricsllc.com">ultrafabricsllc.com</a>

## FRAME AND LEGS

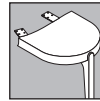
### WOOD

AD	Almond	MH	Mocha
MC	Amber	YO	Monterey
IM	Brighton	PB	Portobello
CO	Canyon	792	Sable
CC	Cordoba	SC	Sedona
DF	Driftwood	TW	Tribeca
ES	Espresso	NW	Tuscan
TM	Huntington	UW	Urban
MW	Midtown		

IMPORTANT: Wood finishes applied to solid hardwood are complementary to the same wood finish applied to wood veneer, but not an exact match  
Contact Customer Service for more information

### END TABLES

- Table attaches to guest chair or settee with two mounting brackets

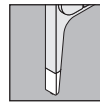


### SOLID SURFACE

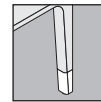
480	Antique White
405	Designer White
488	Frosty White

### LEG FERRULES

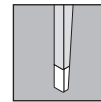
- Protects bottom of the legs



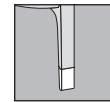
Lounge



Guest



Table



Bench

X	No Leg Ferrule
462	Cinder (upcharge applies)
501	Platinum Metallic (upcharge applies)

### MOISTURE BARRIER

X	No Moisture Barrier
MB1	Seat (\$122 upcharge)
MB2	Seat and Inside Back (\$213 upcharge)

## TO ORDER CONTRASTING FABRIC, SPECIFY

### WILDER

#### Lounge Chair page 785

#### Lounge Loveseat page 785

#### Mid Back Lounge Chair page 785

#### Mid Back Lounge Loveseat page 785

1. Model Number plus "X"
2. Inside Back Fabric Grade
3. Inside Back Fabric Number
4. Outside Back Fabric Grade
5. Outside Back Fabric Number
6. Seat Fabric Grade
7. Seat Fabric Number
8. Boxing Fabric Grade
9. Boxing Fabric Number
10. Wood Finish Price Group
11. Wood Finish Designator
12. Moisture Barrier Optional for Seat or Seat and Inside Back
13. Leg Ferrules



K84L1C

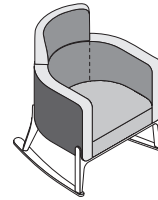


K84LMB1C

#### Lounge Rocker page 786

#### Mid Back Lounge Rocker page 786

1. Model Number plus "X"
2. Inside Back Fabric Grade
3. Inside Back Fabric Number
4. Outside Back Fabric Grade
5. Outside Back Fabric Number
6. Seat Fabric Grade
7. Seat Fabric Number
8. Boxing Fabric Grade
9. Boxing Fabric Number
10. Wood Finish Price Group
11. Wood Finish Designator
12. Moisture Barrier Optional for Seat or Seat and Inside Back



K84RMB1C

#### Guest Chair page 787

#### Guest Settee page 787

1. Model Number plus "X"
2. Inside Back Fabric Grade
3. Inside Back Fabric Number
4. Outside Back Fabric Grade
5. Outside Back Fabric Number
6. Seat Fabric Grade
7. Seat Fabric Number
8. Boxing Fabric Grade
9. Boxing Fabric Number
10. Wood Finish Price Group
11. Wood Finish Designator
12. Moisture Barrier Optional for Seat or Seat and Inside Back
13. Leg Ferrules



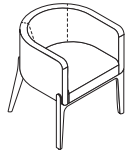
K84G1C

**TO ORDER, SPECIFY:**

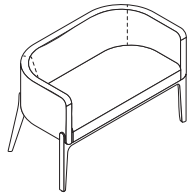
1. Model Number
2. Inside Back Fabric Grade
3. Inside Back Fabric Number
4. Outside Back Fabric Grade
5. Outside Back Fabric Number
6. Seat Fabric Grade
7. Seat Fabric Number
8. Boxing Fabric Grade
9. Boxing Fabric Number
10. Wood Finish Price Group
11. Wood Finish Designator
12. Moisture Barrier Optional for Seat or Seat and Inside Back
13. Leg Ferrules

- See page 783 for Wilder options
- See page 790 for COM fabric yardage

**LOUNGE SEATING**



Lounge Chair



Loveseat

**MODEL NO.**

**ALLIANCE PROGRAM PRICE GRADES**

			A	B	C	D	E	F	G	H	I
			J	K	L	M	N	O	P	Q	R
K84L1C	Chair	\$	2482	2615	2721	2827	2937	3072	3148	3292	3412
			3536	3737	4140	4393	4447	4494	4557	4619	4896
K84L2C	Loveseat		3363	3527	3658	3787	3923	4089	4183	4360	4508
			4662	4910	5407	5720	5785	5844	5922	5998	6340

**DIMENSIONS - CHAIR**

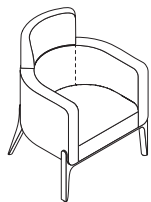
Width	30	Seat Height	18	Arm Height	29	Weight	63
Depth	27¼	Seat Depth	19¾			Cubic Ft.	13.70
Height	29	Seat Width	22				

**DIMENSIONS - LOVESEAT**

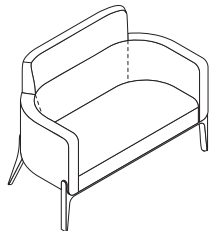
Width	52	Seat Height	18	Arm Height	29	Weight	109.1
Depth	27¼	Seat Depth	19¾			Cubic Ft.	23.80
Height	29	Seat Width	44				

- Contrasting fabric option – specify X (i.e., K84L1CX); see page 784. For list pricing, use your electronic specification tool or contact customer service
- Kiln-dried European beech legs
- Wall saver legs
- Adjustable glides
- Clean out (360° design)
- Contoured back support
- Thread color that matches boxing
- Leg ferrules available in 462 Cinder and 501 Platinum Metallic for a \$200 upcharge

**MID BACK LOUNGE SEATING**



Mid Back Chair



Mid Back Loveseat

			A	B	C	D	E	F	G	H	I
			J	K	L	M	N	O	P	Q	R
K84LMB1C	Mid Back Chair	\$	3107	3240	3346	3452	3562	3697	3773	3917	4037
			4161	4362	4765	5018	5072	5119	5182	5244	5521
K84LMB2C	Mid Back Loveseat		4243	4407	4538	4667	4803	4969	5063	5240	5388
			5542	5790	6287	6600	6665	6724	6802	6878	7220

**DIMENSIONS - MID BACK CHAIR**

Width	30	Seat Height	18	Arm Height	29	Weight	82
Depth	27¼	Seat Depth	19¾			Cubic Ft.	29.10
Height	38%	Seat Width	22				

**DIMENSIONS - MID BACK LOVESEAT**

Width	52	Seat Height	18	Arm Height	29	Weight	135
Depth	27¼	Seat Depth	19¾			Cubic Ft.	41.60
Height	38%	Seat Width	44				

- Contrasting fabric option – specify X (i.e., K84LMB1CX); see page 784. For list pricing, use your electronic specification tool or contact customer service
- Kiln-dried European beech legs
- Wall saver legs
- Adjustable glides
- Clean out (360° design)
- Contoured back support
- Thread color that matches boxing
- Leg ferrules available in 462 Cinder and 501 Platinum Metallic for a \$200 upcharge

# WILDER

## TO ORDER, SPECIFY:

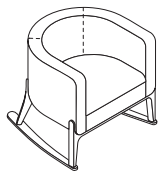
1. Model Number
2. Inside Back Fabric Grade
3. Inside Back Fabric Number
4. Outside Back Fabric Grade
5. Outside Back Fabric Number
6. Seat Fabric Grade
7. Seat Fabric Number
8. Boxing Fabric Grade
9. Boxing Fabric Number
10. Wood Finish Price Group
11. Wood Finish Designator
12. Moisture Barrier Optional for Seat or Seat and Inside Back

- See page 783 for Wilder options
- See page 790 for COM fabric yardage

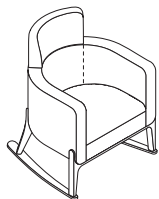
### LOUNGE ROCKER AND MID BACK LOUNGE ROCKER

### MODEL NO.

### ALLIANCE PROGRAM PRICE GRADES



Lounge Rocker



Mid Back Lounge Rocker

			A	B	C	D	E	F	G	H	I
			J	K	L	M	N	O	P	Q	R
K84R1C	Rocker	\$	3277	3410	3516	3622	3732	3867	3943	4087	4207
			4331	4532	4935	5188	5242	5289	5352	5414	5691
K84RMB1C	Mid Back Rocker		3504	3637	3743	3849	3959	4094	4170	4314	4434
			4558	4759	5162	5415	5469	5516	5579	5641	5918

#### DIMENSIONS - ROCKER

Width	30½	Seat Height	18¼	Arm Height	29	Weight	75
Depth	28¼	Seat Depth	19¾			Cubic Ft.	20.30
Height	29	Width	22				

#### DIMENSIONS - MID BACK ROCKER

Width	30½	Seat Height	18¼	Arm Height	29	Weight	82
Depth	28¼	Seat Depth	19¾			Cubic Ft.	29.10
Height	38¾	Width	22				

- Contrasting fabric option – specify X (i.e., K84R1CX); see page 784. For list pricing, use your electronic specification tool or contact customer service
- Kiln-dried European beech legs
- Non-skid, non-marring scuff guard on runners
- Clean out (360° design)
- Contoured back support
- Thread color that matches boxing

**TO ORDER, SPECIFY:**

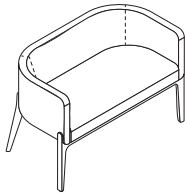
1. Model Number
2. Inside Back Fabric Grade
3. Inside Back Fabric Number
4. Outside Back Fabric Grade
5. Outside Back Fabric Number
6. Seat Fabric Grade
7. Seat Fabric Number
8. Boxing Fabric Grade
9. Boxing Fabric Number
10. Wood Finish Price Group
11. Wood Finish Designator
12. Moisture Barrier Optional for Seat or Seat and Inside Back
13. Leg Ferrules

- See page 783 for Wilder options
- See page 790 for COM fabric yardage

**GUEST SEATING**



Guest Chair



Settee

**MODEL NO.**

**ALLIANCE PROGRAM PRICE GRADES**

			A	B	C	D	E	F	G	H	I
			J	K	L	M	N	O	P	Q	R
K84G1C	Chair	\$	2209	2323	2413	2504	2599	2712	2778	2900	3004
			3108	3281	3624	3842	3885	3926	3980	4033	4271
K84G2C	Loveseat		2697	2823	2923	3021	3125	3252	3324	3459	3571
			3687	3876	4254	4492	4542	4587	4646	4704	4966

**DIMENSIONS - CHAIR**

Width	25	Seat Height	18	Arm Height	29	Weight	48
Depth	24¼	Seat Depth	18½			Cubic Ft.	10.50
Height	29	Seat Width	20				

**DIMENSIONS - LOVESEAT**

Width	45	Seat Height	18	Arm Height	29	Weight	85.6
Depth	24¼	Seat Depth	18½			Cubic Ft.	18.70
Height	29	Seat Width	40				

- Contrasting fabric option – specify X (i.e., K84G1CX); see page 784. For list pricing, use your electronic specification tool or contact customer service
- Kiln-dried European beech legs
- Wall saver legs
- Adjustable glides
- Clean out (360° design)
- Contoured back support
- Thread color that matches boxing
- Leg ferrules available in 462 Cinder and 501 Platinum Metallic for a \$200 upcharge



# WILDER

## TO ORDER, SPECIFY:

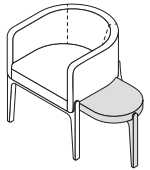
1. Model Number
2. Solid Surface Grade
3. Solid Surface Color Designator
4. Wood Finish Price Group
5. Wood Finish Designator
6. Leg Ferrules

• See page 783 for Wilder options

### END TABLE FOR USE WITH GUEST SEATING

### MODEL NO.

### LIST PRICE



End Table Left (as seated)

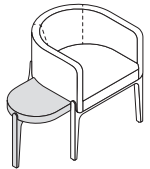
K84THRE1515LSS	End Table Left	\$ 1089
K84THRE1515RSS	End Table Right	1089

### DIMENSIONS

Width	13½
Depth	17½
Height	15

Weight	29
Cubic Ft.	1.20

- Kiln-dried European beech leg
- Solid surface top
- Adjustable glide
- Attachment hardware
- Leg ferrules available in 462 Cinder and 501 Platinum Metallic for a \$50 upcharge



End Table Right (as seated)

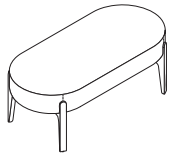


**TO ORDER, SPECIFY:**

1. Model Number
2. Seat Fabric Grade
3. Seat Fabric Number
4. Wood Finish Price Group
5. Wood Finish Designator
6. Moisture Barrier Optional for Seat
7. Leg Ferrules

- See page 783 for Wilder options
- See page 790 for COM fabric yardage

**BENCH**



**MODEL NO.**

**ALLIANCE PROGRAM PRICE GRADES**

		A	B	C	D	E	F	G	H	I
		J	K	L	M	N	O	P	Q	R
K84B2	\$	1843	1892	1930	1969	2009	2058	2086	2139	2182
		2228	2301	2448	2541	2560	2578	2601	2623	2725

**DIMENSIONS**

Width	48	Seat Height	18	Weight	50.9
Depth	22	Seat Depth	22	Cubic Ft.	11.10
Height	18	Seat Width	48		

- Kiln-dried European beech legs
- Adjustable glides
- Leg ferrules available in 462 Cinder and 501 Platinum Metallic for a \$200 upcharge

# COM YARDAGE REQUIREMENTS

## COM YARDAGE REQUIREMENTS (54" WIDTH – CUT UP THE ROLL)

MODEL	RAILROADED Contact customer service 800-634-9510 for ydg requirements	NON DIRECTIONAL OR SOLID	1"-4" REPEAT	5"-11" REPEAT	12"-18" REPEAT	COL SQUARE FEET
			4" VERTICAL X 4" HORIZONTAL	11" VERTICAL X 11" HORIZONTAL	18" VERTICAL X 18" HORIZONTAL	
K84L1C	Entire Unit	2.70	3.60	4.80	7.70	53.7
	Inside Back	1.30	1.50	1.80	3.20	24.9
	Outside Back	1.30	1.50	2.40	3.20	26
	Seat	0.90	1.00	2.00	2.70	18.3
	Boxing	1.30	1.40	1.60	2.50	16
K84L2C	Entire Unit	4.00	5.30	7.40	8.40	79.1
	Inside Back	1.20	1.50	2.30	3.40	24.4
	Outside Back	1.90	2.30	3.20	3.40	38.7
	Seat	1.40	1.80	2.00	3.40	28.8
	Boxing	1.30	1.80	2.30	2.70	16
K84LMB1C	Entire Unit	3.00	3.50	3.60	4.50	60.5
	Inside Back	1.20	1.40	1.40	1.80	24.7
	Outside Back	1.30	1.50	1.60	2.00	25.7
	Seat	0.90	1.00	1.10	1.40	18.2
	Boxing	1.30	1.50	1.60	2.00	25.2
K84LMB2C	Entire Unit	4.70	5.40	5.60	7.10	93.3
	Inside Back	1.60	1.80	1.90	2.40	31.2
	Outside Back	2.20	2.50	2.60	3.30	44.6
	Seat	1.50	1.70	1.80	2.30	29.2
	Boxing	1.30	1.50	1.60	2.00	26.1
K84R1C	Entire Unit	2.70	3.10	3.20	4.10	53
	Inside Back	1.30	1.50	1.60	2.00	25
	Outside Back	1.30	1.50	1.60	2.00	25
	Seat	0.90	1.00	1.10	1.40	17.8
	Boxing	1.30	1.50	1.60	2.00	10
K84RMB1C	Entire Unit	3.00	3.50	3.60	4.50	60.5
	Inside Back	1.20	1.40	1.40	1.80	24.7
	Outside Back	1.30	1.50	1.60	2.00	25.7
	Seat	0.90	1.00	1.10	1.40	18.2
	Boxing	1.30	1.50	1.60	2.00	25.2
K84G1C	Entire Unit	2.00	2.80	3.40	4.30	40.4
	Inside Back	1.00	1.30	1.80	1.80	20.5
	Outside Back	1.10	1.40	1.50	2.90	22.1
	Seat	0.80	1.00	1.50	2.30	15.5
	Boxing	1.20	1.30	1.70	2.20	13.5
K84G2C	Entire Unit	3.10	3.80	4.80	5.80	60.9
	Inside Back	1.10	1.40	1.90	2.30	21
	Outside Back	1.10	1.40	1.60	3.00	22.1
	Seat	1.20	1.40	2.00	2.30	24.4
	Boxing	1.10	1.40	2.00	2.20	16
K84B2	Entire Unit	1.80	2.30	3.50	3.50	34.9