
Eklund

Product Specifications	144
Fabrics and Options	145
Contrasting Fabrics Specifications	146
Product Pages	147
Typicals	164
COM Yardage Requirements	167



EKLUND PRODUCT SPECIFICATIONS

FRAME CONSTRUCTION

- Interior frame is constructed of oriented strand board with tenon joints that are glued and stapled for maximum joint stability
- Frames and table platforms are wrapped in high grade polyurethane foam and upholstered

SEAT CONSTRUCTION

- Seat cushions are attached and feature 7" high grade polyurethane foam placed on a plywood panel

BACK & ARM CONSTRUCTION

- Back and arms consist of 4" high grade polyurethane foam which is custom shaped, stretched over web sheet, and attached to frame

PRIVACY PANEL CONSTRUCTION

- Wrapped in high grade polyurethane foam and shipped attached to lounge unit
- Modular units come with panel brackets which are installed in-field and ensure panel to panel alignment
- Media spanner panels feature threaded inserts to accept a TV mount (for up to a 32" flat panel), shipped separately
- Privacy panels are non-tackable

UPHOLSTERY DETAIL

- Due to dimensional design of the back, horizontal stripes and large patterns are not recommended, as they will appear distorted or wavy
- Contrasting fabric available on all models, except tables. See page 146 for contrasting locations
- Accent upholstery present on all tables
- Thicker fabrics may cause minor puckering on tufted models
- Leather is not recommended for use on curved privacy panels, (i.e. curved extension panel, lounge nook or desk nook)

TABLES / DESK NOOK

- Laminate surfaces are 1 $\frac{3}{8}$ " thick HPL (high pressure laminate) and feature standard 3mm PVC edge
- Solid surfaces are 1 $\frac{3}{8}$ " thick and feature a flat rim profile, available on square and corner tables

CONSOLE TABLES

- Constructed of $\frac{3}{4}$ " TFL (thermally fused laminate) with a 0.5mm self-edge top panel
- Solid surface models feature TFL vertical panels with 1" thick solid surface tops

TABLET

- 1" thick reversed half-bullnose profile laminate with clear-coated exposed plywood core
- Allows for 90° swivel and writing surface of 11.5"W x 22.5"L
- Attached to the frame with a $\frac{1}{4}$ " steel base plate with machine screws into threaded inserts
- Tablet height is 27 $\frac{1}{2}$ " from floor to top of tablet surface
- Tablet support column is made of steel and always black

ROCKER

- Solid Beech runners are attached to a welded and powder coated steel frame

LOUNGE LEGS

- 8" tall, 1 $\frac{1}{2}$ " inch diameter steel tube powder coated with adjustable glide
- Tapered wood leg is solid Beech and comes in multiple finish options with adjustable glide
- Ships unattached for installation in the field
- Starter models come with standard legs and ganging legs, add-ons come with ganging legs only, and end models come with standard legs only. Unique hardware kits are shipped for proper attachment

GLIDES

- Features 1" adjustable nylon leveling glides
- Soft/non-skid 1" adjustable glides are available for an additional upcharge

FINISH

- Features a catalyzed top coat that resists denting, peeling, and reactions to chemicals
- Can be cleaned with a damp cloth
- When specifying Brighton, Natural, and Sonoma finish, variation in color is acceptable due to the nature of wood characteristics

POWER & USB GROMMET


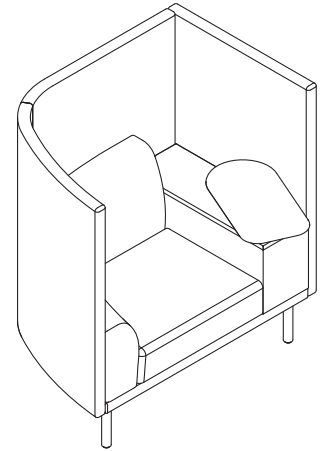
- Power grommet cutout available on lounge nook, desk nook, and laminate console tables
- UL Listed
- Hardwire, plug, and 4-trac solutions available
- Features 1 power outlet and 1 USB A+C combo ports
- Grommet available in black, silver, and white
- Field installable when CUT-G38 is specified
- Tamper resistant and spill proof

UNDERMOUNT & CONVENIENCE OUTLETS

- UL Listed
- Undermount grommet features 1 power outlet and 2 USB (A) ports
- Convenience grommet features 2 power outlets
- Only available in black
- Field installable, units can be placed on the underside of any flat surface

LED LIGHT

- Available on Desk Nook and field installable when CUT-LT1L (LEFT) or CUT-LT1R (RIGHT) is specified
- UL Listed
- Powered via plug
- Available in silver only
- Features one-touch on/off and flexible neck for user adjustability



SURFACE MATERIALS

See the Kimball Hospitality Surface Materials Reference Guide at kimballhospitality.com for a complete overview of our materials program, including:

- Characteristics of wood
- Special wood finishes
- Customer-specified laminate (CSL)
- Customer-specified paint (CSP)
- Fabric application and colorways
- Customer's own material (COM) process overview
- Alliance program

ALLIANCE FABRIC PROGRAM

Kimball Hospitality has analyzed each model to most accurately reflect the COM/CDL yardage requirements shown on page 167.

The yardage requirement for each model is based on 54" W fabric and cutting the fabric up the roll.

If repeat is larger than 18", contact Customer Service to confirm the correct amount of yardage required. When ordering 10 or more chairs in the same COM, yardage requirements may be reduced.

Contact Customer Service.

PRICE GRADES A-R

See Surface Materials at www.kimballhospitality.com for a wide variety of graded-in fabrics from Arc-Com, Carnegie, CF Stinson, Designtex, Maharam, Mayer, Momentum, and Ultrafabrics.

FABRIC SAMPLES

If you need samples for presentation(s), contact our alliance partners directly at:

Arc-Com	800.223.5466	arc-com.com
Carnegie	800.727.6770	carnegiefabrics.com
CF Stinson	800.841.6279	cfstinson.com
Designtex	800.221.1540	designtex.com
Maharam	800.645.3943	maharam.com
Mayer	800.428.4415	mayerfabrics.com
Momentum	800.366.6839	memosamples.com
Ultrafabrics	877.309.6648	ultrafabricsllc.com

PAINT COLORS - METAL LEG AND PANEL BRACKET

103	Chive*	425	Shadow*
105	Spinach Green**	440	Cloud*
106	Cloud Blue**	450	Fog*
107	Dark Blue**	460	Storm*
111	Apricot Orange**	461	Graphite*
112	Tango Red**	462	Cinder
113	Golden Rod**	463	Iron*
405	Designer White	488	Frosty White*
419	Wallaby*	501	Platinum Metallic
420	Sandstone*	503	Satin Nickel
423	Concrete*		Metallic

*Extended lead time

**10% list upcharge and four week lead time

- The following paint colors will receive black screws (where applicable) Cinder, Chive, Spinach Green, Dark Blue, Tango Red, Shadow, Graphite, Satin Nickel Metallic, Concrete, and Iron
- The following paint colors will receive silver screws (where applicable) Platinum Metallic, Cloud Blue, Apricot Orange, Golden Rod, Designer White, Wallaby, Sandstone, Cloud, Fog, Storm, and Frosty White

WOOD LEG FINISH COLORS

WAC	Autumn	WPB	Portobello
WAD	Almond	WPC	Porcini
WBZ	Brazilwood	WPT	Portico
WCI	Chai	WSK	Skyline
WCL	Caramel	WSM	Sonoma
WCW	Cordovan	WTF	Truffle
WDN	Judicial	WWL	Willow
WHN	Honey	W405	Designer White
WIM	Brighton	W462	Cinder
WKN	Kona	W792	Sable
WMC	Amber	W793	Acorn
WMH	Mocha		
WNM	Natural		

LAMINATE COLORS

WOODGRAIN LAMINATE

AC2	Autumn 2	MH	Mocha
AD	Almond**	NM	Natural
BZ	Brazilwood	PB	Portobello
CI	Chai	PC	Porcini
CL	Caramel	PT	Portico
CW	Cordovan	SK	Skyline
DW	Judicial	SM	Sonoma
HN2	Honey 2	TF	Truffle
IM	Brighton	WL	Willow
KN	Kona	792	Sable
MC	Amber	793	Acorn*

SOLID LAMINATE

405	Designer White
419	Wallaby
425	Shadow
440	Cloud
457	Dapple
461	Graphite
462	Cinder
478	Platinum Grey
488	Frosty White
491	Designer White Linear
492	Cinder Linear

*Acorn is the laminate complement to Clear Walnut finish

**Almond is the leg finish complement to Clear Walnut finish

GLIDES

STD	Standard
C66	Soft (add \$41 list)

SOLID SURFACE TOP OPTIONS

7101	Bisque (Grade A)
7201	Glacier White (Grade A)
7202	Canyon (Grade B)
7203	Designer White (Grade B)
7204	Silt (Grade B)
7301	Concrete (Grade C)
7302	Deep Night Sky (Grade C)
7303	Deep Nocturne (Grade C)

GALLERY LAMINATE

Grade 1 – 5% upcharge	
G1001	Citadel
G1011	Pepperdust

Grade 2 – 6% upcharge	
G1002	Planked Raw Oak
G1003	Evening Notte
G1004	Kirsche
G1005	Midnight Run
G1006	Sepia Walnut
G1007	Serotina
G1008	Timeless
G1009	White Nebbia
G1012	Phantom Ecru

See page 20 for Gallery program details and upcharges

LED LIGHT CUTOUT OPTIONS - DESK NOOK

(\$40 list upcharge per location)

CUT-LT1L	Light Cutout, Left
CUT-LT1R	Light Cutout, Right
X	No Light

Lights sold separately; reference page 163 for model number and pricing

POWER/USB GROMMET CUTOUT OPTIONS

(\$40 list upcharge per location)

CUT-G38C	G38 Cutout
X	No Grommet

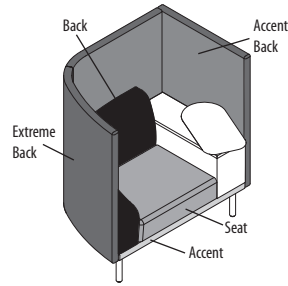
Grommets sold separately; reference page 162 for model numbers and pricing

TO ORDER CONTRASTING FABRIC, SPECIFY

EKLUND

Freestanding Lounge with Privacy pages 149-152 Modular Lounge with Privacy page 156

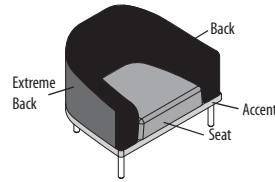
1. Model Number plus "X"
2. Back Fabric Grade Number/Cover Number
3. Back Accent Fabric Grade Number/Cover Number
4. Extreme Back Fabric Grade Number/Cover Number
5. Seat Fabric Grade Number/Cover Number
6. Accent Fabric Grade Number/Cover Number
7. Grommet (when applicable)
8. Tablet Arm Laminate (when applicable)
9. Laminate Color (when applicable)
10. Panel Bracket Paint (when applicable)
11. Leg Material/Finish
12. Glides



Lounge Nook Contrasting Upholstery

Freestanding Lounge without Privacy pages 147-148 Modular Lounge without Privacy page 153

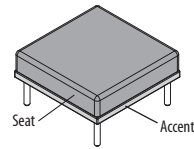
1. Model Number plus "X"
2. Back Fabric Grade Number/Cover Number
3. Extreme Back Fabric Grade Number/Cover Number
4. Seat Fabric Grade Number/Cover Number
5. Accent Fabric Grade Number/Cover Number
6. Leg Material/Finish
7. Glides



Lounge Contrasting Upholstery

Freestanding Bench page 150 Modular Bench page 154

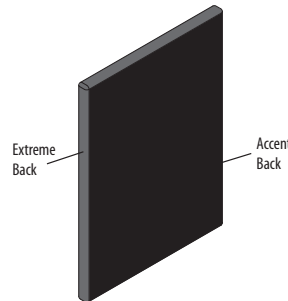
1. Model Number plus "X"
2. Seat Fabric Grade Number/Cover Number
3. Accent Fabric Grade Number/Cover Number
4. Leg Material/Finish
5. Glides



Bench Contrasting Upholstery

Desk Nook and Curved Extension Panel page 152 Spanner and Extension Panels page 157

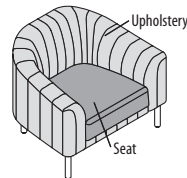
1. Model Number plus "X"
2. Extreme Back Fabric Grade Number/Cover Number
3. Back Accent Fabric Grade Number/Cover Number
4. Leg Material/Finish (when applicable)
5. Glides



Spanner Panel Contrasting Upholstery

Tufted Models pages 147-148, 151

1. Model Number plus "X"
2. Upholstery Fabric Grade Number/Cover Number
3. Seat Fabric Grade Number/Cover Number
4. Leg Material/Finish
5. Glides




Tufted Contrasting Upholstery

TO ORDER, SPECIFY:

1. Model Number
2. Fabric Grade / Cover Number
3. Leg Material / Finish
4. Glide

• See page 145 for Eklund options
 See pages 167-169 for COM fabric yardage

FREESTANDING SINGLE SEAT ARMLESS



Single Seat Armless

MODEL NO.

ALLIANCE PROGRAM PRICE GRADES


				A	B	C	D	E	F	G	H	I
				J	K	L	M	N	O	P	Q	R
N86LF1M	Single Seat, Armless	\$		3022	3140	3230	3326	3431	3543	3636	3751	3867
				3985	4164	4529	4756	4875	4993	5111	5230	5342
N86LF1MT	Single Seat, Armless, Tufted			4350	4650	4876	5119	5387	5670	5905	6197	6488
				6788	7242	8165	8740	9040	9340	9639	9939	10222

DIMENSIONS

Width	29	Seat Width	29	Back Width	29	Weight	65
Depth	29	Seat Depth	22¼	Back Height	14½	Cubic Ft.	15.9
Height	30	Seat Height	16¼				

- Legs shipped unattached for installment in the field
- Contrasting fabric option – specify X (i.e., N86LF1MX); see page 146. For list pricing, use your electronic specification tool or contact customer service

FREESTANDING SINGLE SEAT WITH ARMS



Tufted Single Seat Arms

				A	B	C	D	E	F	G	H	I
				J	K	L	M	N	O	P	Q	R
N86LF1A	Single Seat, Arms	\$		3390	3524	3624	3732	3851	3977	4082	4211	4341
				4474	4676	5086	5342	5475	5608	5741	5874	6000
N86LF1AT	Single Seat, Arms, Tufted			5477	5868	6163	6480	6828	7197	7503	7883	8263
				8653	9244	10447	11196	11586	11976	12367	12757	13126

DIMENSIONS

Width	38½	Seat Width	24¼	Arm Height	24¼	Back Width	19	Weight	83
Depth	30¼	Seat Depth	20¼	Arm Width	7	Back Height	13¼	Cubic Ft.	20.7
Height	30	Seat Height	16¼						

- Legs shipped unattached for installment in the field
- Contrasting fabric option – specify X (i.e., N86LF1AX); see page 146. For list pricing, use your electronic specification tool or contact customer service

EKLUND


TO ORDER, SPECIFY:

1. Model Number
2. Fabric Grade / Cover Number
3. Leg Material / Finish
4. Glide

• See page 145 for Eklund options

See pages 167-169 for COM fabric yardage

FREESTANDING TWO SEAT



Two Seat

MODEL NO.

ALLIANCE PROGRAM PRICE GRADES

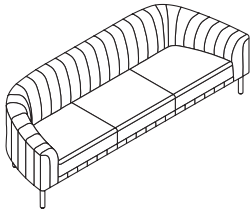
			A	B	C	D	E	F	G	H	I
			J	K	L	M	N	O	P	Q	R
N86LF2A	Two Seat	\$	4867	5059	5205	5361	5532	5714	5865	6052	6240
			6432	6723	7316	7685	7878	8070	8262	8455	8637
N86LF2AT	Two Seat, Tufted		7078	7489	7799	8132	8499	8887	9209	9609	10008
			10419	11041	12306	13094	13505	13916	14326	14737	15125

DIMENSIONS

Width	68	Seat Width	54½	Arm Height	24¼	Back Width	38¼	Weight	150
Depth	30	Seat Depth	20¾	Arm Width	7	Back Height	14½	Cubic Ft.	36.0
Height	30	Seat Height	16½						

- Legs shipped unattached for installment in the field
- Contrasting fabric option – specify X (i.e., N86LF2AX); see page 146. For list pricing, use your electronic specification tool or contact customer service

FREESTANDING THREE SEAT



Tufted Three Seat

			A	B	C	D	E	F	G	H	I
			J	K	L	M	N	O	P	Q	R
N86LF3A	Three Seat	\$	6394	6679	6895	7126	7380	7649	7873	8150	8427
			8712	9143	10021	10568	10853	11138	11422	11707	11977
N86LF3AT	Three Seat, Tufted		9130	9773	10261	10783	11357	11966	12470	13097	13723
			14367	15341	17325	18560	19204	19848	20492	21136	21745

DIMENSIONS

Width	94¼	Seat Width	81	Arm Height	24¼	Back Width	65	Weight	175
Depth	30	Seat Depth	20¾	Arm Width	7	Back Height	14½	Cubic Ft.	49.1
Height	30	Seat Height	16½						

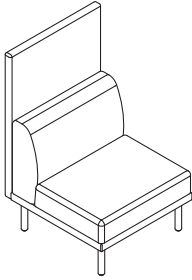
- Legs shipped unattached for installment in the field
- Contrasting fabric option – specify X (i.e., N86LF3AX); see page 146. For list pricing, use your electronic specification tool or contact customer service

TO ORDER, SPECIFY:

1. Model Number
2. Fabric Grade / Cover Number
3. Leg Material / Finish
4. Glide

• See page 145 for Eklund options
 See pages 167-169 for COM fabric yardage

**FREESTANDING
 SINGLE SEAT
 ARMLESS
 WITH PRIVACY**



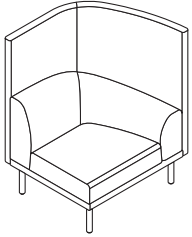
MODEL NO.			ALLIANCE PROGRAM PRICE GRADES									
			A	B	C	D	E	F	G	H	I	
			J	K	L	M	N	O	P	Q	R	
N86LF1MP	Single Seat, Armless	\$	3784	3992	4148	4316	4501	4697	4860	5061	5263	
			5470	5784	6422	6820	7027	7234	7441	7648	7844	

DIMENSIONS

Width	29	Seat Width	29	Back Width	29	Weight	85
Depth	32	Seat Depth	22¼	Back Height	14¼	Cubic Ft.	27.8
Height	48	Seat Height	16¼				

- Legs shipped unattached for installment in the field
- Contrasting fabric option – specify X (i.e., N86LF1MPX); see page 146. For list pricing, use your electronic specification tool or contact customer service

**FREESTANDING
 SINGLE SEAT WITH
 ARM AND PRIVACY**



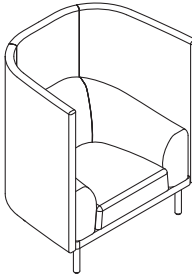
MODEL NO.			A	B	C	D	E	F	G	H	I
			J	K	L	M	N	O	P	Q	R
			N86LF1RP	Single Seat, Right Arm	\$	4136	4391	4585	4792	5019	5261
			6213	6599	7386	7876	8131	8387	8642	8897	9139
N86LF1LP	Single Seat, Left Arm		4136	4391	4585	4792	5019	5261	5461	5709	5958
			6213	6599	7386	7876	8131	8387	8642	8897	9139

DIMENSIONS

Width	34½	Seat Width	27¼	Arm Height	24¼	Back Width	21½	Weight	83
Depth	30	Seat Depth	20¼	Arm Width	7	Back Height	14¼	Cubic Ft.	18.5
Height	48	Seat Height	16¼						

- Legs shipped unattached for installment in the field
- For configuring a single booth, use with model N86PVST3636L or N86PVSVT3636L on page 158
- Contrasting fabric option – specify X (i.e., N86LF1RPX); see page 146. For list pricing, use your electronic specification tool or contact customer service

**FREESTANDING
 SINGLE SEAT ARMS
 WITH PRIVACY**



MODEL NO.			A	B	C	D	E	F	G	H	I
			J	K	L	M	N	O	P	Q	R
			N86LF1AP	Single Seat, Arms	\$	4693	5037	5297	5576	5883	6209
			7492	8013	9073	9733	10077	10422	10766	11110	11435

DIMENSIONS

Width	43	Seat Width	24¼	Arm Height	24¼	Back Width	19	Weight	103
Depth	32	Seat Depth	20¼	Arm Width	7	Back Height	13¼	Cubic Ft.	39.7
Height	48	Seat Height	16¼						

- Legs shipped unattached for installment in the field
- Contrasting fabric option – specify X (i.e., N86LF1APX); see page 146. For list pricing, use your electronic specification tool or contact customer service

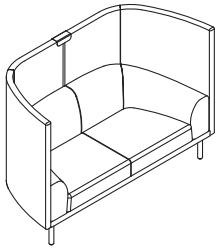
EKLUND

TO ORDER, SPECIFY:

1. Model Number
2. Fabric Grade / Cover Number
3. Panel Bracket Paint Color (if applicable)
4. Leg Material / Finish
5. Glide

• See page 145 for Eklund options
See pages 167-169 for COM fabric yardage

FREESTANDING TWO SEAT WITH PRIVACY



MODEL NO.

ALLIANCE PROGRAM PRICE GRADES

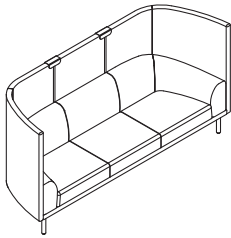
			A	B	C	D	E	F	G	H	I
			J	K	L	M	N	O	P	Q	R
N86LF2AP	Two Seat	\$	6544	7011	7363	7741	8157	8598	8964	9417	9871
			10337	11043	12479	13374	13840	14306	14772	15238	15679

DIMENSIONS

Width	73	Seat Width	54½	Arm Height	24¼	Back Width	38¼	Weight	170
Depth	32	Seat Depth	20¼	Arm Width	7	Back Height	14½	Cubic Ft.	66.5
Height	48	Seat Height	16½						

- Please specify panel bracket paint color
- Legs shipped unattached for installment in the field
- Contrasting fabric option – specify X (i.e., N86LF2APX); see page 146. For list pricing, use your electronic specification tool or contact customer service

FREESTANDING THREE SEAT WITH PRIVACY



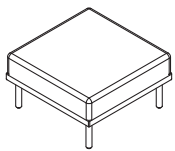
			A	B	C	D	E	F	G	H	I
			J	K	L	M	N	O	P	Q	R
N86LF3AP	Three Seat	\$	8738	9367	9843	10353	10914	11509	12002	12614	13226
			13855	14807	16745	17952	18581	19210	19839	20468	21063

DIMENSIONS

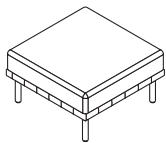
Width	99½	Seat Width	81	Arm Height	24¼	Back Width	65	Weight	195
Depth	32	Seat Depth	20¼	Arm Width	7	Back Height	14½	Cubic Ft.	90.6
Height	48	Seat Height	16½						

- Please specify panel bracket paint color
- Legs shipped unattached for installment in the field
- Contrasting fabric option – specify X (i.e., N86LF3APX); see page 146. For list pricing, use your electronic specification tool or contact customer service

FREESTANDING BENCH



Center Bench



Tufted Center Bench

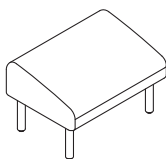
			A	B	C	D	E	F	G	H	I
			J	K	L	M	N	O	P	Q	R
N86BF1C	Center, Freestanding	\$	2070	2155	2219	2288	2364	2445	2511	2594	2677
			2762	2891	3153	3316	3401	3487	3572	3657	3737
N86BF1CT	Center, Freestanding, Tufted		3004	3106	3183	3266	3356	3453	3532	3631	3730
			3832	3986	4300	4495	4597	4698	4800	4902	4998

DIMENSIONS

Width	30¼	Weight	44
Depth	30	Cubic Ft.	9.6
Height	16¼		

- Legs shipped unattached for installment in the field
- Contrasting fabric option – specify X (i.e., N86BF1CX); see page 146. For list pricing, use your electronic specification tool or contact customer service

OTTOMAN



			A	B	C	D	E	F	G	H	I
			J	K	L	M	N	O	P	Q	R
N86D1	Ottoman	\$	1578	1615	1643	1673	1706	1741	1770	1806	1842
			1879	1935	2049	2120	2157	2194	2231	2268	2303

DIMENSIONS

Width	26¼	Weight	25
Depth	18¼	Cubic Ft.	5.9
Height	16		

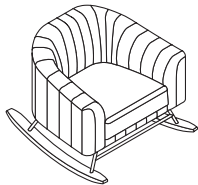
- Legs shipped unattached for installment in the field
- Contrasting fabric option – specify X (i.e., N86D1X); see page 146. For list pricing, use your electronic specification tool or contact customer service

TO ORDER, SPECIFY:

1. Model Number
2. Fabric Grade / Cover Number
3. Metal Paint
4. Wood Finish

• See page 145 for Eklund options
 See pages 167-169 for COM fabric yardage

ROCKER



Tufted Rocker

MODEL NO.

ALLIANCE PROGRAM PRICE GRADES

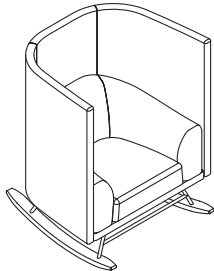
		A	B	C	D	E	F	G	H	I	
		J	K	L	M	N	O	P	Q	R	
N86RK1A	Rocker	\$ 4772	4906	5006	5114	5233	5359	5464	5593	5723	
		5856	6058	6468	6724	6857	6990	7123	7256	7382	
N86RK1AT	Rocker, Tufted	6764	7155	7450	7767	8115	8484	8790	9170	9550	
		9940	10531	11734	12483	12873	13263	13654	14044	14413	

DIMENSIONS

Width	38½	Seat Width	24¾	Arm Height	24¾	Back Width	19	Weight	146
Depth	39¾	Seat Depth	20¾	Arm Width	7	Back Height	14½	Cubic Ft.	29.7
Height	30	Seat Height	16¾						

- Shipped fully assembled
- Contrasting fabric option – specify X (i.e., N86RK1AX); see page 146. For list pricing, use your electronic specification tool or contact customer service

ROCKER WITH PRIVACY



		A	B	C	D	E	F	G	H	I
		J	K	L	M	N	O	P	Q	R
N86RK1AP	Rocker	\$ 6074	6418	6678	6957	7264	7590	7859	8194	8529
		8873	9394	10454	11114	11458	11803	12147	12491	12816

DIMENSIONS

Width	43	Seat Width	24¾	Arm Height	24¾	Back Width	19	Weight	156
Depth	30¾	Seat Depth	20¾	Arm Width	7	Back Height	14½	Cubic Ft.	52.0
Height	48	Seat Height	16¾						

- Shipped fully assembled
- Contrasting fabric option – specify X (i.e., N86RK1APX); see page 146. For list pricing, use your electronic specification tool or contact customer service

EKLUND

LOUNGE NOOK TO ORDER, SPECIFY:

1. Model Number
2. Fabric Grade / Cover Number
3. Grommet
4. Tablet Arm Laminate Color
5. Console Laminate Color
6. Leg Material / Finish
7. Glide

DESK NOOK TO ORDER, SPECIFY:

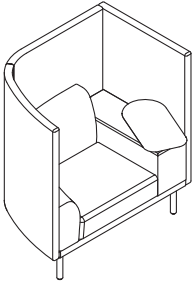
1. Model Number
2. Fabric Grade / Cover Number
3. Grommet
4. Light
5. Worksurface Laminate Color
6. Glide

CURVED EXTENSION TO ORDER, SPECIFY:

1. Model Number
2. Fabric Grade / Cover Number
3. Panel Bracket Paint Color
4. Glide

• See page 145 for Eklund options
See pages 167-169 for COM fabric yardage

FREESTANDING LOUNGE NOOK



Left Nook

MODEL NO.

ALLIANCE PROGRAM PRICE GRADES


			A	B	C	D	E	F	G	H	I
			J	K	L	M	N	O	P	Q	R
N86PD1TLP	Lounge Nook, Left	\$	6362	6713	6979	7264	7578	7910	8186	8528	8870
			9221	9753	10836	11511	11862	12214	12565	12917	13249
N86PD1TRP	Lounge Nook, Right		6362	6713	6979	7264	7578	7910	8186	8528	8870
			9221	9753	10836	11511	11862	12214	12565	12917	13249

DIMENSIONS

Width	49 $\frac{1}{4}$	Seat Width	27 $\frac{1}{4}$	Arm Height	24 $\frac{1}{4}$	Back Width	20 $\frac{1}{4}$	Console Width	10	Weight	100
Depth	32	Seat Depth	20 $\frac{1}{4}$	Arm Width	7	Back Height	14 $\frac{1}{2}$	Console Height	20 $\frac{3}{4}$	Cubic Ft.	44.5
Height	48	Seat Height	16 $\frac{1}{4}$					Tablet Surface Height	27 $\frac{1}{4}$		

- Legs shipped unattached for installation in the field
- Grommet cutout option CUT-G38C is available on all models. For grommet location, see line art for Console Tables on page 160
- Contrasting fabric option – specify X (i.e., N86PD1TLPX); see page 146. For list pricing, use your electronic specification tool or contact customer service

FREESTANDING DESK NOOK



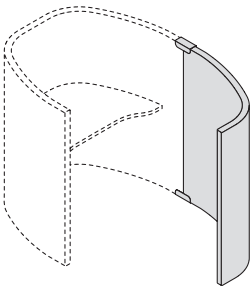
			A	B	C	D	E	F	G	H	I
			J	K	L	M	N	O	P	Q	R
N86NK1PL	Desk Nook, Laminate	\$	5991	6357	6635	6932	7258	7605	7892	8248	8605
			8971	9525	10654	11357	11723	12090	12456	12822	13169

DIMENSIONS

Width	49 $\frac{1}{16}$	Desk Width	44 $\frac{1}{16}$	Weight	141
Depth	38 $\frac{1}{16}$	Desk Depth	28	Cubic Ft.	70.3
Height	54	Desk Height	29		

- Power cutout CUT-G38 available in worksurface. See options page 145
- Light cutout, CUT-LT1L for left-hand and CUT-LT1R for right-hand, available in worksurface. See options page 145
- Built in wire manager is standard, additional wire management recommended for use when combining power grommet and LED light. See page 163
- When combining power grommet and LED light, also specify the convenience outlet on page 162 for a single plug solution
- Adjustable leveling glides support privacy panel structure
- Contrasting fabric option – specify X (i.e., N86NK1PLX); see page 146. For list pricing, use your electronic specification tool or contact customer service

CURVED EXTENSION PANEL



Right Extension Panel

			A	B	C	D	E	F	G	H	I
			J	K	L	M	N	O	P	Q	R
N86PVECR	Curved Panel, Right	\$	2853	3034	3172	3319	3480	3652	3794	3970	4147
			4328	4602	5161	5509	5690	5872	6053	6234	6406
N86PVECL	Curved Panel, Left		2853	3034	3172	3319	3480	3652	3794	3970	4147
			4328	4602	5161	5509	5690	5872	6053	6234	6406

DIMENSIONS

Width	24 $\frac{11}{16}$	Weight	63
Depth	38 $\frac{1}{16}$	Cubic Ft.	24.4
Height	54		

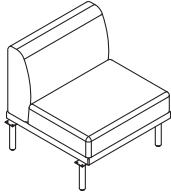
- For use with desk nook, hardware included for field installation
- Adjustable leveling glides support privacy panel structure
- Contrasting fabric option – specify X (i.e., N86PVECRX); see page 146. For list pricing, use your electronic specification tool or contact customer service

TO ORDER, SPECIFY:

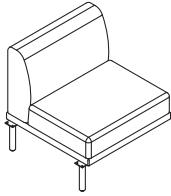
1. Model Number
2. Fabric Grade / Cover Number
3. Leg Material / Finish
4. Glide

• See page 145 for Eklund options
 See pages 167-169 for COM fabric yardage

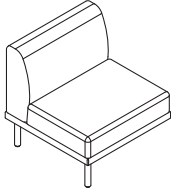
MODULAR SINGLE SEAT ARMLESS



Armless, Starter



Armless, Add-on



Armless, End

MODEL NO.

ALLIANCE PROGRAM PRICE GRADES

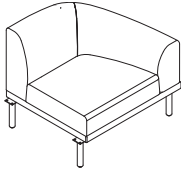
			A	B	C	D	E	F	G	H	I
			J	K	L	M	N	O	P	Q	R
N86LS1M	Armless, Starter	\$	2814	2932	3022	3118	3223	3335	3428	3543	3659
			3777	3956	4321	4548	4667	4785	4903	5022	5134
N86LA1M	Armless, Add-On		2676	2794	2884	2980	3085	3197	3290	3405	3521
			3639	3818	4183	4410	4529	4647	4765	4884	4996
N86LE1M	Armless, End		2676	2794	2884	2980	3085	3197	3290	3405	3521
			3639	3818	4183	4410	4529	4647	4765	4884	4996

DIMENSIONS

Width	29	Seat Width	29	Back Width	29	Weight	65
Depth	29	Seat Depth	22½	Back Height	14½	Cubic Ft.	15.9
Height	30	Seat Height	16½				

- When using ganging models, a "Starter" model must be used at the start of a run and an "End" model to end the run. "Add-on" models are used between the starter and end to add additional seats
- Ganging hardware is integrated within the leg design, shipped unattached
- Contrasting fabric option – specify X (i.e., N86LS1MX); see page 146. For list pricing, use your electronic specification tool or contact customer service

MODULAR SINGLE SEAT WITH ARM



Left Arm Starter

			A	B	C	D	E	F	G	H	I
			J	K	L	M	N	O	P	Q	R
N86LS1R	Right Arm, Starter	\$	3078	3189	3273	3363	3462	3567	3654	3762	3870
			3981	4149	4491	4704	4815	4926	5037	5148	5253
N86LE1R	Right Arm, End		2940	3051	3135	3225	3324	3429	3516	3624	3732
			3843	4011	4353	4566	4677	4788	4899	5010	5115
N86LS1L	Left Arm, Starter		3078	3189	3273	3363	3462	3567	3654	3762	3870
			3981	4149	4491	4704	4815	4926	5037	5148	5253
N86LE1L	Left Arm, End		2940	3051	3135	3225	3324	3429	3516	3624	3732
			3843	4011	4353	4566	4677	4788	4899	5010	5115

DIMENSIONS

Width	34½	Seat Width	27¾	Arm Height	24¾	Back Width	21½	Weight	83
Depth	30	Seat Depth	20¾	Arm Width	7	Back Height	14½	Cubic Ft.	18.5
Height	30	Seat Height	16¾						

- Ganging hardware is integrated within the leg design, shipped unattached
- Contrasting fabric option – specify X (i.e., N86LS1RX); see page 146. For list pricing, use your electronic specification tool or contact customer service

EKLUND


TO ORDER, SPECIFY:

1. Model Number
2. Fabric Grade / Cover Number
3. Leg Material / Finish
4. Glide

• See page 145 for Eklund options

See pages 167-169 for COM fabric yardage

MODULAR CORNER



Corner Starter

MODEL NO.

ALLIANCE PROGRAM PRICE GRADES

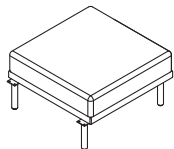
			A	B	C	D	E	F	G	H	I
			J	K	L	M	N	O	P	Q	R
N86LSCNM	Corner, Starter	\$	3708	3867	3987	4116	4258	4409	4533	4688	4843
			5002	5243	5733	6038	6197	6357	6516	6675	6825
N86LACNM	Corner, Add-On		3569	3728	3848	3977	4119	4270	4394	4549	4704
			4863	5104	5594	5899	6058	6218	6377	6536	6686
N86LECNM	Corner, End		3569	3728	3848	3977	4119	4270	4394	4549	4704
			4863	5104	5594	5899	6058	6218	6377	6536	6686

DIMENSIONS

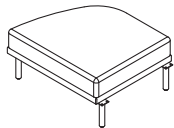
Width	66	Seat Width	56½	Back Width	56½	Weight	130
Depth	34½	Seat Depth	27¼	Back Height	14½	Cubic Ft.	39.5
Height	30	Seat Height	16¼				

- Ganging hardware is integrated within the leg design, shipped unattached
- Contrasting fabric option – specify X (i.e., N86LSCNMX); see page 146. For list pricing, use your electronic specification tool or contact customer service

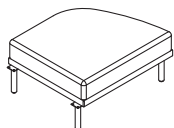
MODULAR BENCH



Center, Starter



Right, Starter



Left, Starter

			A	B	C	D	E	F	G	H	I
			J	K	L	M	N	O	P	Q	R
N86BS1C	Center, Starter	\$	1932	2017	2081	2150	2226	2307	2373	2456	2539
			2624	2753	3015	3178	3263	3349	3434	3519	3599
N86BA1C	Center, Add-On		1794	1879	1943	2012	2088	2169	2235	2318	2401
			2486	2615	2877	3040	3125	3211	3296	3381	3461
N86BE1C	Center, End		1794	1879	1943	2012	2088	2169	2235	2318	2401
			2486	2615	2877	3040	3125	3211	3296	3381	3461
N86BS1R	Right, Starter		1920	1998	2056	2119	2189	2262	2323	2399	2474
			2552	2670	2909	3058	3136	3214	3291	3369	3442
N86BE1R	Right, End		1782	1860	1918	1981	2051	2124	2185	2261	2336
			2414	2532	2771	2920	2998	3076	3153	3231	3304
N86BS1L	Left, Starter		1920	1998	2056	2119	2189	2262	2323	2399	2474
			2552	2670	2909	3058	3136	3214	3291	3369	3442
N86BE1L	Left, End		1782	1860	1918	1981	2051	2124	2185	2261	2336
			2414	2532	2771	2920	2998	3076	3153	3231	3304

DIMENSIONS

Width - Center	30¼	Width - Left/Right	35½	Weight	44
Depth - Center	30	Depth - Left/Right	30	Cubic Ft. - Center	11
Height - Center	16¼	Height - Left/Right	16¼	Cubic Ft. - Left/Right	9.6

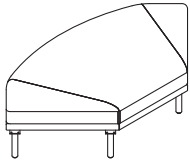
- Ganging hardware is integrated within the leg design, shipped unattached
- Contrasting fabric option – specify X (i.e., N86BS1CX); see page 146. For list pricing, use your electronic specification tool or contact customer service

TO ORDER, SPECIFY:

1. Model Number
2. Fabric Grade / Cover Number
3. Leg Material / Finish
4. Glide

• See page 145 for Eklund options
 See pages 167-169 for COM fabric yardage

MODULAR CORNER BENCH



Corner Starter

MODEL NO.

ALLIANCE PROGRAM PRICE GRADES

			A	B	C	D	E	F	G	H	I
			J	K	L	M	N	O	P	Q	R
N86BSCN	Corner, Starter	\$	2629	2717	2785	2857	2936	3020	3089	3176	3262
			3351	3485	3759	3929	4018	4107	4196	4285	4369
N86BACN	Corner, Add-On		2489	2577	2645	2717	2796	2880	2949	3036	3122
			3211	3345	3619	3789	3878	3967	4056	4145	4229
N86BECN	Corner, End		2489	2577	2645	2717	2796	2880	2949	3036	3122
			3211	3345	3619	3789	3878	3967	4056	4145	4229

DIMENSIONS

Width	67½	Weight	80
Depth	35¼	Cubic Ft.	22.4
Height	16¼		

- Ganging hardware is integrated within the leg design, shipped unattached
- Contrasting fabric option – specify X (i.e., N86BSCNX); see page 146. For list pricing, use your electronic specification tool or contact customer service

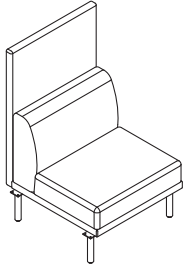
EKLUND

TO ORDER, SPECIFY:

1. Model Number
2. Fabric Grade / Cover Number
3. Panel Bracket Paint
4. Leg Material / Finish
5. Glide

• See page 145 for Eklund options
See pages 167-169 for COM fabric yardage

MODULAR SINGLE SEAT WITH PRIVACY



Armless Starter

MODEL NO.

ALLIANCE PROGRAM PRICE GRADES

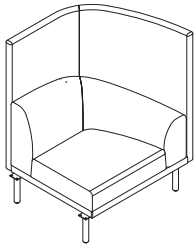
			A	B	C	D	E	F	G	H	I
			J	K	L	M	N	O	P	Q	R
N86LS1MP	Armless, Starter	\$	3645	3853	4009	4177	4362	4558	4721	4922	5124
			5331	5645	6283	6681	6888	7095	7302	7509	7705
N86LA1MP	Armless, Add-On		3508	3716	3872	4040	4225	4421	4584	4785	4987
			5194	5508	6146	6544	6751	6958	7165	7372	7568
N86LE1MP	Armless, End		3508	3716	3872	4040	4225	4421	4584	4785	4987
			5194	5508	6146	6544	6751	6958	7165	7372	7568

DIMENSIONS

Width	29	Seat Width	29	Back Width	29	Weight	85
Depth	32	Seat Depth	22½	Back Height	14½	Cubic Ft.	27.8
Height	48	Seat Height	16¼				

- Ganging hardware is integrated within the leg design, shipped unattached
- Contrasting fabric option – specify X (i.e., N86LS1MPX); see page 146. For list pricing, use your electronic specification tool or contact customer service

MODULAR SINGLE SEAT WITH ARM AND PRIVACY



Left Arm Starter

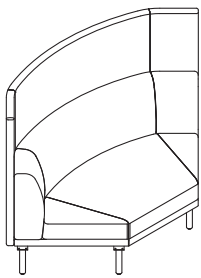
			A	B	C	D	E	F	G	H	I
			J	K	L	M	N	O	P	Q	R
N86LS1RP	Right Arm, Starter	\$	3999	4254	4448	4655	4882	5124	5324	5572	5821
			6076	6462	7249	7739	7994	8250	8505	8760	9002
N86LE1RP	Right Arm, End		3861	4116	4310	4517	4744	4986	5186	5434	5683
			5938	6324	7111	7601	7856	8112	8367	8622	8864
N86LS1LP	Left Arm, Starter		3999	4254	4448	4655	4882	5124	5324	5572	5821
			6076	6462	7249	7739	7994	8250	8505	8760	9002
N86LE1LP	Left Arm, End		3861	4116	4310	4517	4744	4986	5186	5434	5683
			5938	6324	7111	7601	7856	8112	8367	8622	8864

DIMENSIONS

Width	37	Seat Width	27¼	Arm Height	24¼	Back Width	21½	Weight	103
Depth	32	Seat Depth	20¼	Arm Width	7	Back Height	14¼	Cubic Ft.	34.2
Height	48	Seat Height	16¼						

- Ganging hardware is integrated within the leg design, shipped unattached
- Contrasting fabric option – specify X (i.e., N86LS1RPX); see page 146. For list pricing, use your electronic specification tool or contact customer service

MODULAR CORNER WITH PRIVACY



Corner Starter

			A	B	C	D	E	F	G	H	I
			J	K	L	M	N	O	P	Q	R
N86LSCNMP	Corner, Starter	\$	5145	5427	5639	5867	6118	6384	6605	6878	7152
			7433	7859	8725	9265	9546	9827	10108	10389	10655
N86LACNMP	Corner, Add-On		5008	5290	5502	5730	5981	6247	6468	6741	7015
			7296	7722	8588	9128	9409	9690	9971	10252	10518
N86LECNMP	Corner, End		5008	5290	5502	5730	5981	6247	6468	6741	7015
			7296	7722	8588	9128	9409	9690	9971	10252	10518

DIMENSIONS

Width	69½	Seat Width	56½	Back Width	56½	Weight	130
Depth	37	Seat Depth	27¼	Back Height	14½	Cubic Ft.	79.8
Height	48	Seat Height	16¼				

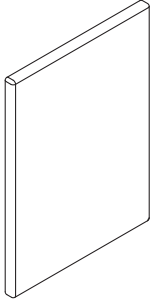
- Ganging hardware is integrated within the leg design, shipped unattached
- Contrasting fabric option – specify X (i.e., N86LSCNMPX); see page 146. For list pricing, use your electronic specification tool or contact customer service

TO ORDER, SPECIFY:

1. Model Number
2. Fabric Grade / Cover Number
3. Panel Bracket Paint Color
4. Leg Material / Finish (if applicable)
5. Glide (if applicable)

• See page 145 for Eklund options
 See pages 167-169 for COM fabric yardage

MODULAR PRIVACY PANEL



MODEL NO.

ALLIANCE PROGRAM PRICE GRADES

		A	B	C	D	E	F	G	H	I
		J	K	L	M	N	O	P	Q	R
N86PVS	Spanner Panel	\$ 1254	1346	1416	1491	1574	1661	1734	1824	1914
		2006	2146	2431	2609	2701	2794	2886	2979	3066
N86PVE	Extension Panel	1391	1483	1553	1628	1711	1798	1871	1961	2051
		2143	2283	2568	2746	2838	2931	3023	3116	3203

DIMENSIONS

Width	29	Weight	45
Depth	2½	Cubic Ft.	2.9
Height - Spanner	40		
Height - Extension	48		

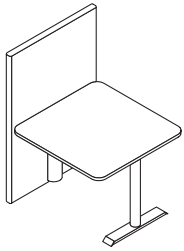
- Spanner panels are supported by the privacy panels of lounge units on either side with four panel connection brackets, installed in field
- Extension panels are supported by the privacy panel of an adjacent lounge model on one side and an included leg on the free end
- Spanner and Extension panels cannot be attached to each other in any variation
- Due to spanner and extension panel attachment, they cannot be added onto lounge units without privacy, or onto benches or tables
- Panels extend the privacy panels of privacy lounge units, therefore, cannot be used on the end of a unit (perpendicular to existing privacy)
- Contrasting fabric option – specify X (i.e., N86PVEX); see page 146. For list pricing, use your electronic specification tool or contact customer service

TO ORDER, SPECIFY:

1. Model Number
2. Fabric Grade / Cover Number
3. Panel Bracket Paint Color
4. Leg Color
5. Laminate Color
6. Grommet
7. Glide

• See page 145 for Eklund options
See pages 167-169 for COM fabric yardage

PRIVACY PANEL WITH TABLE



MODEL NO.

ALLIANCE PROGRAM PRICE GRADES

		A	B	C	D	E	F	G	H	I
		J	K	L	M	N	O	P	Q	R
N86PVST3636L	36" x 36", Laminate	\$ 2984	3104	3195	3293	3400	3514	3608	3725	3842
		3962	4144	4515	4745	4866	4986	5106	5226	5340
N86PVST3666L	36" x 66", Laminate	3370	3490	3581	3679	3786	3900	3994	4111	4228
		4348	4530	4901	5131	5252	5372	5492	5612	5726

DIMENSIONS

Width	36	Table Width	36
Single Seat Depth	38¾	Table Height	27¼
Two Seat Depth	68		
Height	53¾		

SINGLE SEAT

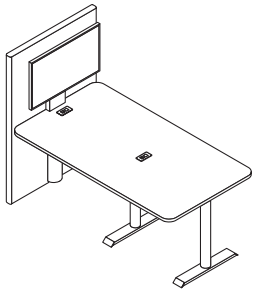
Weight	118
Cubic Ft.	10

TWO SEAT

Weight	183
Cubic Ft.	12

- Spanner panels are supported by the privacy panels of adjacent lounge units. Note: Once installed in field, attachment brackets are present on panels of adjacent lounge units
- Laminate worksurface requires field installation
- When grommet cutout CUT-G38 is specified, a 36" unit always receives one cutout and a 66" unit always receives two cutouts
- Electrical kit NACEL4KTB5 and a 4-trac power infeed should be specified to power a 66" unit with grommets
- The free end of spanner panel tables are supported by a cylinder base and foot with adjustable glides. Available in all metal colors
- Contrasting fabric option – specify X (i.e., N86PVST3636LX); see page 146. For list pricing, use your electronic specification tool or contact customer service

PRIVACY PANEL WITH MEDIA AND TABLE



		A	B	C	D	E	F	G	H	I
		J	K	L	M	N	O	P	Q	R
N86PVSVT3636L	36" x 36", Laminate	\$ 3394	3514	3605	3703	3810	3924	4018	4135	4252
		4372	4554	4925	5155	5276	5396	5516	5636	5750
N86PVSVT3666L	36" x 66", Laminate	3778	3898	3989	4087	4194	4308	4402	4519	4636
		4756	4938	5309	5539	5660	5780	5900	6020	6134

DIMENSIONS

Width	36	Table Width	36
Two Seat Depth	38¾	Table Height	27¼
Three Seat Depth	68		
Height	53¾		

SINGLE SEAT

Weight	143
Cubic Ft.	12

TWO SEAT

Weight	208
Cubic Ft.	14

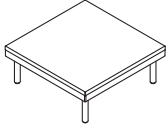
- Spanner panels are supported by the privacy panels of adjacent lounge units. Note: Once installed in field, attachment brackets are present on panels of adjacent lounge units
- Included TV Mount has a 100 lb. weight limit once installed and is shipped separately for field installation
- When grommet cutout CUT-G38 is specified, a 36" unit always receives one cutout 4" from the panel and a 66" unit always receives two cutouts, 4" and 35½" from the panel
- Electrical kit NACEL4KTB5 and a 4-trac power infeed should be specified to power a 66" unit with grommets. Convenience outlet NAC03ELUPPC can be specified to power the TV
- Laminate worksurface requires field installation
- Grommet cutout CUT-G38 available in worksurface
- The free end of spanner panel tables are supported by a cylinder base and foot with adjustable glides. Available in all metal colors
- Contrasting fabric option – specify X (i.e., N86PVSVT3636LX); see page 146. For list pricing, use your electronic specification tool or contact customer service

TO ORDER, SPECIFY:

1. Model Number
2. Laminate / Solid Surface Color
3. Fabric Grade / Cover Number
4. Leg Material / Finish
5. Glide

• See page 145 for Eklund options
 See pages 167-169 for COM fabric yardage

SQUARE END TABLES



Freestanding End Table

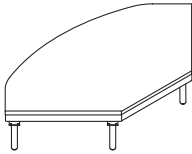
MODEL NO.			ALLIANCE PROGRAM PRICE GRADES									
			A	B	C	D	E	F	G	H	I	
			J	K	L	M	N	O	P	Q	R	
N86T2929ENL	Freestanding, Laminate	\$	1699	1725	1745	1766	1789	1813	1834	1859	1884	
			1910	1949	2029	2079	2105	2131	2156	2182	2207	
N86T2929ENS	Freestanding, Solid Surface, Grade A		2942	2968	2988	3009	3032	3056	3077	3102	3127	
			3153	3192	3272	3322	3348	3374	3399	3425	3450	
N86TS29EL	Starter, Laminate		1560	1586	1606	1627	1650	1674	1695	1720	1745	
			1771	1810	1890	1940	1966	1992	2017	2043	2068	
N86TS29ES	Starter, Solid Surface, Grade A		2734	2760	2780	2801	2824	2848	2869	2894	2919	
			2945	2984	3064	3114	3140	3166	3191	3217	3242	
N86TA29EL	Add-On, Laminate		1560	1586	1606	1627	1650	1674	1695	1720	1745	
			1771	1810	1890	1940	1966	1992	2017	2043	2068	
N86TA29ES	Add-On, Solid Surface, Grade A		2596	2622	2642	2663	2686	2710	2731	2756	2781	
			2807	2846	2926	2976	3002	3028	3053	3079	3104	
N86TE29EL	End, Laminate		1560	1586	1606	1627	1650	1674	1695	1720	1745	
			1771	1810	1890	1940	1966	1992	2017	2043	2068	
N86TE29ES	End, Solid Surface, Grade A		2596	2622	2642	2663	2686	2710	2731	2756	2781	
			2807	2846	2926	2976	3002	3028	3053	3079	3104	

DIMENSIONS

Width	29	Weight - Laminate	75
Depth	29	Weight - Solid Surface	85
Height	11½	Cubic Ft.	5.3

- For Solid Surface Grades B and C list pricing, use your electronic specification tool or contact customer service
- Legs shipped unattached for installment in the field
- Ganging hardware is integrated within the leg design, shipped unattached (if applicable)

CORNER TABLES



Starter Corner

			A	B	C	D	E	F	G	H	I
			J	K	L	M	N	O	P	Q	R
			N86TS10NL	Starter, Laminate	\$	2511	2525	2537	2549	2562	2576
2631	2653	2699				2727	2742	2757	2772	2787	2801
N86TS10NS	Starter, Solid Surface, Grade A		4030	4044	4056	4068	4081	4095	4106	4121	4135
			4150	4172	4218	4246	4261	4276	4291	4306	4320
N86TA10NL	Add-On, Laminate		2371	2385	2397	2409	2422	2436	2447	2462	2476
			2491	2513	2559	2587	2602	2617	2632	2647	2661
N86TA10NS	Add-On, Solid Surface, Grade A		3893	3907	3919	3931	3944	3958	3969	3984	3998
			4013	4035	4081	4109	4124	4139	4154	4169	4183
N86TE10NL	End, Laminate		2371	2385	2397	2409	2422	2436	2447	2462	2476
			2491	2513	2559	2587	2602	2617	2632	2647	2661
N86TE10NS	End, Solid Surface, Grade A		3893	3907	3919	3931	3944	3958	3969	3984	3998
			4013	4035	4081	4109	4124	4139	4154	4169	4183

DIMENSIONS

Width	65¼	Weight - Laminate	100
Depth	34¼	Weight - Solid Surface	130
Height	11½	Cubic Ft.	12.8

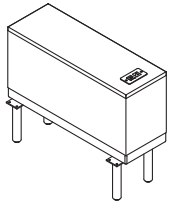
- For Solid Surface Grades B and C list pricing, use your electronic specification tool or contact customer service
- Ganging hardware is integrated within the leg design, shipped unattached

TO ORDER, SPECIFY:

1. Model Number
2. Tablet Arm Laminate (if applicable)
3. Laminate / Solid Surface Color
4. Fabric Grade / Cover Number
5. Grommet (if applicable)
6. Leg Material / Finish
7. Glide

• See page 145 for Eklund options
See pages 167-169 for COM fabric yardage

CONSOLE TABLES



Starter Console Table, Grommet

MODEL NO.

ALLIANCE PROGRAM PRICE GRADES

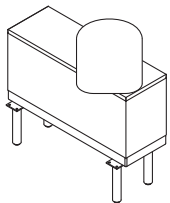
		A	B	C	D	E	F	G	H	I
		J	K	L	M	N	O	P	Q	R
N86TS10CL	Starter, Laminate	\$ 1682	1696	1708	1720	1733	1747	1758	1773	1787
		1802	1824	1870	1898	1913	1928	1943	1958	1972
N86TS10CS	Starter, Solid Surface, Grade A	2371	2385	2397	2409	2422	2436	2447	2462	2476
		2491	2513	2559	2587	2602	2617	2632	2647	2661
N86TA10CL	Add-On, Laminate	1543	1557	1569	1581	1594	1608	1619	1634	1648
		1663	1685	1731	1759	1774	1789	1804	1819	1833
N86TA10CS	Add-On, Solid Surface, Grade A	2234	2248	2260	2272	2285	2299	2310	2325	2339
		2354	2376	2422	2450	2465	2480	2495	2510	2524
N86TE10CL	End, Laminate	1543	1557	1569	1581	1594	1608	1619	1634	1648
		1663	1685	1731	1759	1774	1789	1804	1819	1833
N86TE10CS	End, Solid Surface, Grade A	2234	2248	2260	2272	2285	2299	2310	2325	2339
		2354	2376	2422	2450	2465	2480	2495	2510	2524

DIMENSIONS

Width	10	Weight - Laminate	50
Depth	29	Weight - Solid Surface	60
Height	20¾	Cubic Ft.	5.3

- For Solid Surface Grades B and C list pricing, use your electronic specification tool or contact customer service
- Solid surface models feature laminate vertical panels
- Ganging hardware is integrated within the leg design, shipped unattached
- Grommet cutout option CUT-G38C is available on laminate models

TABLET CONSOLE TABLES



Left Starter Tablet Console Table

		A	B	C	D	E	F	G	H	I
		J	K	L	M	N	O	P	Q	R
N86TS10CTLL	Starter, Laminate, Left	\$ 1958	1972	1984	1996	2009	2023	2034	2049	2063
		2078	2100	2146	2174	2189	2204	2219	2234	2248
N86TS10CTRL	Starter, Laminate, Right	1958	1972	1984	1996	2009	2023	2034	2049	2063
		2078	2100	2146	2174	2189	2204	2219	2234	2248
N86TA10CTLL	Add-On, Laminate, Left	1820	1834	1846	1858	1871	1885	1896	1911	1925
		1940	1962	2008	2036	2051	2066	2081	2096	2110
N86TA10CTRL	Add-On, Laminate, Right	1820	1834	1846	1858	1871	1885	1896	1911	1925
		1940	1962	2008	2036	2051	2066	2081	2096	2110
N86TE10CTLL	End, Laminate, Left	1820	1834	1846	1858	1871	1885	1896	1911	1925
		1940	1962	2008	2036	2051	2066	2081	2096	2110
N86TE10CTRL	End, Laminate, Right	1820	1834	1846	1858	1871	1885	1896	1911	1925
		1940	1962	2008	2036	2051	2066	2081	2096	2110

DIMENSIONS

Width	10	Tablet Surface Height	27¾	Weight	70
Depth	28¾			Cubic Ft.	4.9
Height	20¾				

- Tablet support column is always black
- Ganging hardware is integrated within the leg design, shipped unattached
- Grommet cutout option CUT-G38C is available on all models. For grommet location, see line art for Console Tables

TO ORDER, SPECIFY:

1. Model Number

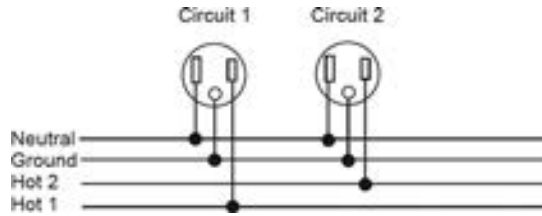
POWER ENTRY



Plug View

MODEL NO.		LIST PRICE		CARTONED WEIGHT	CUBIC FEET
NAC72ELE4H	Electrical Power Entry (Hardwire) + 4WC	\$ 201	Circuits 1 and 2	1.95 lbs.	0.38
NAC48ELE4P	48" Electrical Power Entry (20 amp Plug)	293	Circuit 1	1.95 lbs.	0.38
NAC72ELE4P	72" Electrical power entry (20 amp Plug)	330	Circuit 1	2.45 lbs.	0.38

- Specify model number only
- Must be ordered with power or USB grommet and electrical kits
- 1 power entry is necessary to power 1 or multiple units



ELECTRICAL KITS

NACEL4KTB5	H-Block	\$ 41		1 lbs.	0.25
NACEL4KTB1	H-Block, 12" Jumper Male / Male	202		1.1 lbs.	0.28
NACEL4KTB2	H-Block, 31" Jumper Male / Male	224		1.3 lbs.	0.33
NACEL4KTB3	H-Block, 37" Jumper Male / Male	231		1.36 lbs.	0.36
NACEL4KTB4	H-Block, 47" Jumper Male / Male	245		1.4 lbs.	0.39

- Specify model number only
- Use specification guide below to determine necessary power kits for each unit in a configuration
- Reference typicals on pages 164-166 for visual representation

ELECTRICAL KIT SPECIFICATION GUIDE

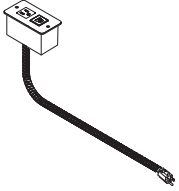
MODULAR COMPONENT	4-TRAC KIT NEEDED	QUANTITY
Console Tables	NACEL4KTB1	1
End Tables, Center Bench, Armless Lounge	NACEL4KTB2	1
Single Arm Lounge, Left and Right Bench	NACEL4KTB3	1
Corner Lounge, Benches and Tables	NACEL4KTB4	1
Spanner Panel with Table, 36" Table	NACEL4KTB5	1
Spanner Panel with Table, 66" Table	NACEL4KTB5	1

EKLUND

TO ORDER, SPECIFY:

1. Model Number

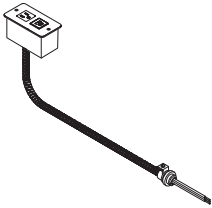
POWER/USB GROMMET - PLUGGED



MODEL NO.		LIST PRICE	CARTONED WEIGHT	CUBIC FEET
NACG38AELPGB	Black	\$ 512	1.5 lbs.	0.3
NACG38AELPGS	Silver	512	1.5 lbs.	0.3
NACG38AELPGW	White	512	1.5 lbs.	0.3

- Features 1 power outlet and 1 USB (A+C) combo ports
- Includes black 108" long 3-prong power cord
- Power outlet provides 15 amps

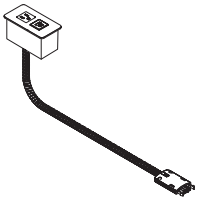
POWER/USB GROMMET HARDWIRE



NACG38AELHCB	Hardwire, Black	\$ 616	1.75 lbs.	0.3
NACG38AELHCS	Hardwire, Silver	616	1.75 lbs.	0.3
NACG38AELHCW	Hardwire, White	616	1.75 lbs.	0.3

- Features 1 power outlet and 1 USB (A+C) combo ports
- Metal conduit hardwire is 108" long
- Power outlet provides 15 amps

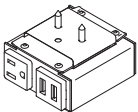
POWER/USB GROMMET 4-TRAC



NACG38AELPDB	Black	\$ 606	2.0 lbs.	0.3
NACG38AELPDS	Silver	606	2.0 lbs.	0.3
NACG38AELPDW	White	606	2.0 lbs.	0.3

- Non-sequential daisy chain solution
- Must use with power entry and electrical kit
- Features 1 power outlet and 1 USB (A+C) combo ports
- 36" long cord
- Up to 20 grommets can be linked together for each power entry

UNDERMOUNT USB POWER UNIT



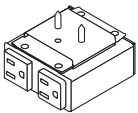
NAC03ELUPDC	Black only	\$ 381	2 lbs.	0.3
-------------	------------	--------	--------	-----

DIMENSIONS

Width	3
Depth	3
Height	1½

- Can be mounted to the underside of any flat surface
- Features 1 power outlet and 2 USB (A) ports
- 72" 15 amp cord

UNDERMOUNT MINI-TAP OUTLET



NAC03ELUPPC	Black only	\$ 158	1.2 lbs.	2.3
-------------	------------	--------	----------	-----

DIMENSIONS


Width	3
Depth	3
Height	1½


- For use on Desk Nook when power and light are both specified
- Available to power TV on 66" Privacy Panel with Media and Table


TO ORDER, SPECIFY:

1. Model Number
2. Paint (when applicable)

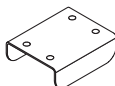
	MODEL NO./DESCRIPTION		LIST PRICE	DIMENSIONS			CARTONED WEIGHT	CUBIC FEET
				D	W	H		

	LED LIGHT	NAC13LTM	Silver	\$ 321	2½	9	15	lbs.	0.3
	<ul style="list-style-type: none"> • For use in desk nook worksurface when cut-out is specified, see options page 145 • If using in conjunction with power grommet, convenience outlet NAC03ELUPPC is recommended • Features flexible neck for customer adjustability • Features integrated touch dimmer 								

	UNDERSURFACE WIRE MANAGER	NAC17WMH	Black	\$ 74	2½	17	4¼	3 lbs.	0.5
	<ul style="list-style-type: none"> • Recommended for use on desk nook when combining power and light 								

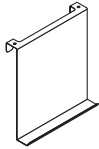
	PANEL GANGING BRACKET	N86SBKT	Single Panel Connection Bracket	\$ 133	2½	6	2	1 lbs.	1.0
		N86DBKT	Double Panel Connection Bracket	239	4¾	6	2	1.5 lbs.	0.3
	<ul style="list-style-type: none"> • For use when ganging two freestanding units that feature privacy panels • Single Bracket for use when ganging two panels end-to-end, see typical on page 165 • Double bracket for use when ganging two panels back-to-back, see typical on pages 164-165 • Installation instructions and necessary hardware included • Available in all metal paint colors 								

Single Bracket

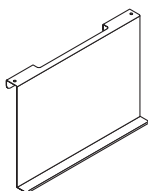


Double Bracket

	MAGNETIC MARKER BOARD		LIST PRICE	DIMENSIONS			MARKER TRAY DEPTH	CARTONED WEIGHT	CUBIC FEET
				D	W	H			

		N86MBS1618	Marker Board, Small	\$ 498	5½	16	18	2¼	8 lbs.	1.9
		N86MBS2820	Marker Board, Large	598	5½	28	20	2¼	16 lbs.	3.2

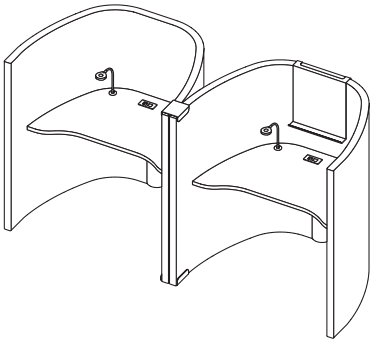
Small Marker Board



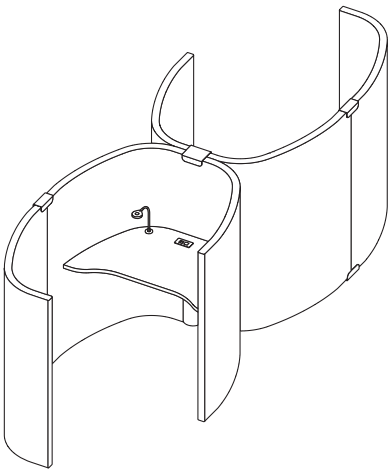
Large Marker Board

	HOOK	N86CH	Hook	\$ 200	1½	4¾	4	0.3 lbs.	0.3
	<ul style="list-style-type: none"> • For use on any privacy panel • Available in all metal paint colors • A hook can be permanently attached with a flathead Phillips #14x1 screw 								

EKLUND

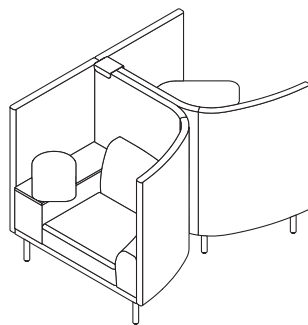
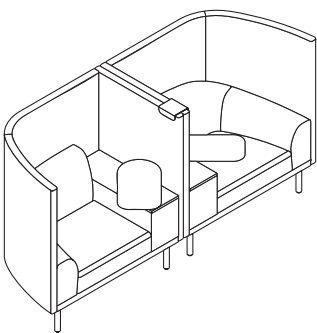


MODEL NO.	QUANTITY	DESCRIPTION	GRADE A LIST PRICE
N86NK1PL	(2)	Desk Nook (with light and grommet cutouts)	\$ 6071 ea
NAC13LTM	(2)	LED Light	321 ea
N86DBKT	(2)	Double Panel Connection Bracket	239 ea
N86MBS1618	(1)	Magnetic Marker Board	498
NACG38AELPGB	(2)	Power/USB Grommet Plug	512 ea
NAC03ELUPPC	(2)	Convenience Mini-Tap Outlet	158 ea
Total			\$ 15,100



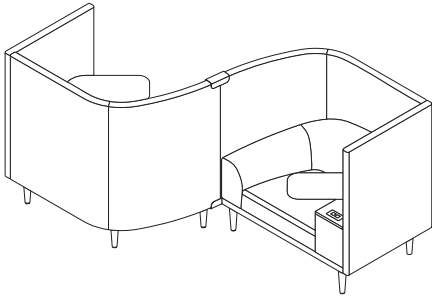
MODEL NO.	QUANTITY	DESCRIPTION	GRADE A LIST PRICE
N86NK1PL	(2)	Desk Nook (with light and grommet cutouts)	\$ 6071 ea
N86PVECL	(2)	Curved Extension Panel, Left	2853 ea
N86DBKT	(2)	Double Panel Connection Bracket	239 ea
NAC13LTM	(2)	LED Light	321 ea
NACG38AELPGB	(2)	Power/USB Grommet Plug	512 ea
NAC03ELUPPC	(2)	Convenience Mini-Tap Outlet	158 ea
Total			\$ 20,308

*Connection brackets are shipped with curved extension panels models, N86PVECL and N86PVECR, for attachment to desk nook

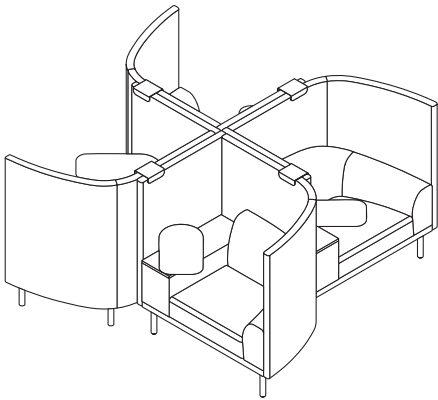


MODEL NO.	QUANTITY	DESCRIPTION	GRADE A LIST PRICE
N86PD1TLP	(1)	Lounge Nook, Left (with grommet cutout)	\$ 6402
N86PD1TRP	(1)	Lounge Nook, Right (with grommet cutout)	6402
N86DBKT	(2)	Double Panel Connection Bracket	239 ea
NACG38AELPDB	(2)	Power/USB Grommet 4-trac	606 ea
NACEL4KTB1	(1)	H-Block, 12" Jumper Male/Male	202
NACEL4KTB5	(1)	H-Block	41
NAC48ELE4P	(1)	48" Power Entry	293
Total			\$ 15,030

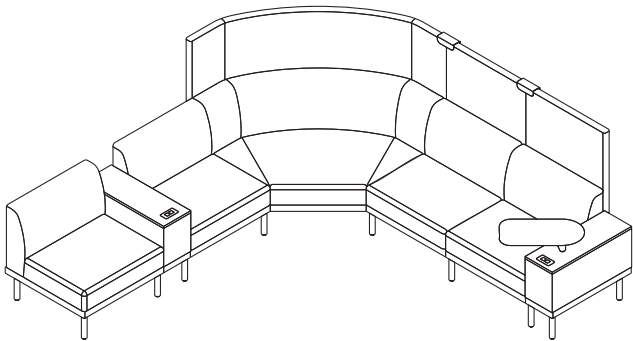
*Both configurations pictured to the left can be accomplished with the specifications listed above



MODEL NO.	QUANTITY	DESCRIPTION	GRADE A LIST PRICE
N86PD1TLP	(2)	Lounge Nook, Left (with grommet cutout)	\$ 6402 ea
N86SBKT	(2)	Single Panel Connection Bracket	133 ea
NACG38AELPGB	(2)	Power/USB Grommet Plug	512 ea
Total			\$ 14,094



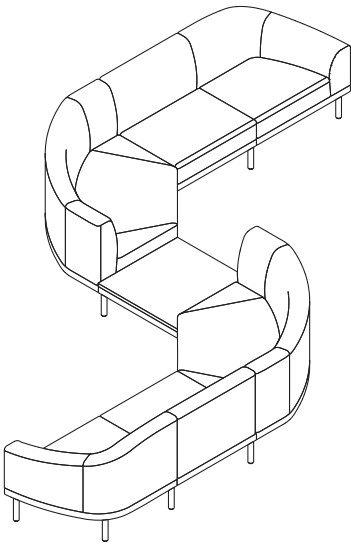
MODEL NO.	QUANTITY	DESCRIPTION	GRADE A LIST PRICE
N86PD1TRP	(4)	Lounge Nook, Right (with grommet cutout)	\$ 6402 ea
N86DBKT	(8)	Double Panel Connection Bracket	239 ea
NACG38AELPDB	(4)	Power/USB Grommet 4-trac	606 ea
NACEL4KTB1	(3)	H-Block, 12" Jumper Male/Male	202 ea
NACEL4KTB5	(1)	H-Block	41
NAC48ELE4P	(1)	48" Power Entry	293
Total			\$ 30,884



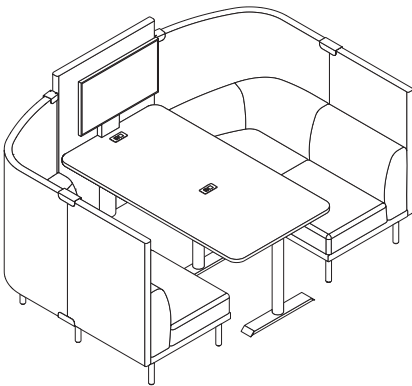
Shown with power grommet options

MODEL NO.	QUANTITY	DESCRIPTION	GRADE A LIST PRICE
N86TS10CTLL	(1)	Tablet Console Table, Left, Starter (with grommet cutout)	\$ 1998
N86LA1MP	(2)	Armless Single Seat w/ Privacy, Add-On	3508 ea
N86LACNMP	(1)	Corner Lounge w/ Privacy, Add-On	5008
N86LA1M	(1)	Armless Single Seat, Add-On	2676
N86TA10CL	(1)	Console Table, Add-On (with grommet cutout)	1583
N86LE1M	(1)	Armless Single Seat, End	2676
NACEL4KTB1	(2)	1 H-Block, 12" Jumper Male/Male	202 ea
NACEL4KTB2	(4)	1 H-Block, 31" Jumper Male/Male	224 ea
NACEL4KTB4	(1)	1 H-Block, 47" Jumper Male/Male	245
NACG38AELPDB	(2)	Power/USB Grommet 4-trac	606 ea
NAC48ELE4P	(1)	48" Power Entry	293
Total			\$ 24,007

EKLUND



MODEL NO.	QUANTITY	DESCRIPTION	GRADE A LIST PRICE
N86LS1L	(1)	Single Seat, Left Arm, Starter	\$ 3078
N86LA1M	(2)	Single Seat, Armless, Add-On	2676 ea
N86LACNM	(2)	Corner Lounge, Add-On	3569 ea
N86TA29EL	(1)	Square End Table, Add-On, Laminate	1560
N86LE1L	(1)	Single Seat, Left, End	2940
Total			\$ 20,068



Shown with power grommet options

MODEL NO.	QUANTITY	DESCRIPTION	GRADE A LIST PRICE
N86LE1MP	(2)	Modular Single Seat w/ Privacy, End	\$ 3508 ea
N86LS1RP	(1)	Modular Single Seat w/ Arm and Privacy, Right	3999
N86LS1LP	(1)	Modular Single Seat w/ Arm and Privacy, Left	3999
N86PVSVT3666L	(1)	Modular Privacy Panel w/ Media and Table, 66" Laminate (w/ CUT-G38C Grommet Cut-out)	3818
NACG38AELPDB	(2)	Power/USB Grommet - 4-trac, Black	606 ea
NACEL4KT5	(1)	H-Block	41
NAC48ELE4P	(1)	48" Power Entry	293
NAC03ELUPPC	(1)	Convenience Mini-Tap Outlet	158
Total			\$ 20,536

COM YARDAGE REQUIREMENTS

COM YARDAGE REQUIREMENTS (54" WIDTH – CUT UP THE ROLL)

MODEL	RAILROADED Contact customer service 800-482-1717 for ydg requirements	NON DIRECTIONAL OR SOLID	1"-4" REPEAT	5"-11" REPEAT	12"-18" REPEAT	COL SQUARE FEET
			4" VERTICAL X 4" HORIZONTAL	11" VERTICAL X 11" HORIZONTAL	18" VERTICAL X 18" HORIZONTAL	
N86BA1C, N86BE1C, N86BF1C, N86BS1C		2.30	2.90	3.70	5.00	45.94
N86BA1CX, N86BE1CX, N86BF1CX, N86BS1CX	Accent Seat	0.70 1.70	1.10 2.10	1.60 2.40	2.60 3.00	13.84 33.76
N86BF1CT		2.72	3.10	3.60	4.60	54.24
N86BF1CTX	Accent Seat	1.17 1.69	1.30 2.00	1.50 2.40	2.00 3.10	23.24 33.76
N86BACN, N86BECN, N86BSCN		2.40	3.90	5.60	9.00	48.15
N86BACNX, N86BECNX, N86BSCNX	Accent Seat	0.80 1.90	1.50 2.90	2.20 3.80	3.60 6.00	15.5 37.63
N86BE1L, N86BE1R, N86BS1L, N86BS1R		2.10	2.50	3.70	5.00	40.95
N86BE1LX, N86BE1RX, N86BS1LX, N86BS1RX	Accent Seat	0.80 1.50	1.00 2.00	1.60 2.40	2.60 3.00	14.94 30.44
N86D1		1.00	1.00	1.70	2.70	19.92
N86LA1M, N86LE1M, N86LF1M, N86LS1M		3.20	4.00	5.30	6.00	64.2
N86LA1MX, N86LE1MX, N86LF1MX, N86LS1MX	Accent Seat Back Extreme	0.70 1.30 0.80 0.70	0.60 1.80 1.00 0.90	1.60 2.20 2.10 1.20	2.60 2.60 2.20 1.30	13.84 24.9 16.6 14.39
N86LF1MT		8.08	8.70	9.40	10.00	161.05
N86LF1MTX	Seat Upholstery	1.28 6.92	1.80 7.20	2.20 8.10	2.60 8.30	25.46 137.81
N86LA1MP, N86LE1MP, N86LF1MP, N86LS1MP		5.60	6.40	7.70	9.00	111.79
N86LA1MPX, N86LE1MPX, N86LF1MPX, N86LS1MPX	Accent Seat Back Extreme Back Accent	0.70 1.30 1.50 1.30 1.30	1.10 1.80 1.70 1.60 1.50	1.60 2.20 2.20 2.70 1.50	2.60 2.60 2.80 2.50 2.10	13.84 25.46 29.33 26.57 24.9
N86LACNM, N86LECNM, N86LSCNM		4.30	5.60	10.20	12.60	86.34
N86LACNMX, N86LECNMX, N86LSCNMX	Accent Seat Back Extreme	0.80 1.40 1.80 1.40	1.30 1.90 2.10 1.60	2.20 2.80 3.10 3.00	3.60 4.10 3.40 3.20	15.5 27.67 36.53 27.12
N86LACNMP, N86LECNMP, N86LSCNMP		7.60	9.90	16.40	19.00	152.2
N86LACNMPX, N86LECNMPX, N86LSCNMPX	Accent Seat Back Extreme Back Accent	0.60 1.40 2.00 2.70 2.40	0.90 1.90 2.60 3.00 2.70	1.30 2.80 4.10 4.90 4.00	2.10 4.00 5.90 6.60 5.00	11.62 27.67 39.29 53.13 48.15
N86LE1L, N86LE1R, N86LS1L, N86LS1R		3.00	4.70	6.20	6.60	59.77
N86LE1LX, N86LE1RX, N86LS1LX, N86LS1RX	Accent Seat Back Extreme	0.80 1.10 1.40 1.20	1.10 1.30 1.70 1.40	1.60 1.70 2.20 1.80	2.60 2.10 2.40 2.10	14.94 21.58 27.67 23.8
N86LE1LP, N86LE1RP, N86LF1LP, N86LF1RP, N86LS1LP, N86LS1RP		6.90	8.90	10.40	14.00	137.25
N86LE1LPX, N86LE1RPX, N86LS1LPX, N86LS1RPX	Accent Seat Back Extreme Back Accent	0.40 1.10 1.60 2.60 2.40	0.60 1.40 2.30 3.00 2.70	1.00 1.90 2.80 3.40 2.80	1.60 2.10 3.20 4.50 3.60	8.3 21.58 32.65 52.02 48.15
N86LF1A, N86RK1A		3.60	5.50	7.40	8.00	71.95

COM YARDAGE REQUIREMENTS

COM YARDAGE REQUIREMENTS (54" WIDTH – CUT UP THE ROLL)

MODEL	RAILROADED Contact customer service 800-482-1717 for ydg requirements	NON DIRECTIONAL OR SOLID	1"-4" REPEAT	5"-11" REPEAT	12"-18" REPEAT	COL SQUARE FEET
			4" VERTICAL X 4" HORIZONTAL	11" VERTICAL X 11" HORIZONTAL	18" VERTICAL X 18" HORIZONTAL	
N86LF1AX, N86RK1AX	Accent	0.70	1.10	1.60	2.60	13.84
	Seat	1.20	1.50	1.90	2.30	23.24
	Back	1.60	1.90	2.40	3.20	32.1
	Extreme	1.60	1.90	2.40	2.70	32.65
N86LF1AP, N86RK1AP		9.30	11.40	13.00	15.60	184.29
N86LF1APX, N86RK1APX	Accent	0.30	0.40	0.70	1.10	4.98
	Seat	1.20	1.50	1.90	2.30	23.24
	Back	1.90	2.70	3.30	4.20	38.19
	Extreme	3.90	4.40	4.90	6.60	78.03
	Back Accent	3.60	3.90	4.00	5.00	71.39
N86LF1AT, N86RK1AT		10.56	11.30	12.70	14.00	210.31
N86LF1ATX, N86RK1ATX	Seat	1.08	1.50	1.90	2.50	21.58
	Upholstery	9.50	10.00	11.20	12.50	189.28
N86LF2A		5.20	8.40	9.90	13.00	103.49
N86LF2AX	Accent	1.00	1.50	2.20	3.60	19.37
	Seat	1.70	2.30	2.80	3.10	33.76
	Back	2.10	2.90	4.00	4.40	41.51
	Extreme	2.20	2.70	3.30	4.00	43.72
N86LF2AP		12.60	16.20	18.30	21.90	251.81
N86LF2APX	Accent	0.40	0.60	1.00	1.60	7.75
	Seat	1.70	2.30	2.80	3.10	33.76
	Back	2.40	3.70	5.20	5.50	47.6
	Extreme	5.10	5.70	6.40	8.50	101.83
	Back Accent	4.80	5.20	5.20	6.60	94.64
N86LF2AT		12.06	13.00	14.80	17.00	240.19
N86LF2ATX	Seat	1.72	2.30	2.80	3.10	34.31
	Upholstery	10.42	11.20	12.40	15.50	207.54
N86LF3A		7.70	11.00	13.20	17.00	152.75
N86LF3AX	Accent	1.30	2.00	2.80	4.60	25.46
	Seat	2.20	3.20	4.00	4.60	44.28
	Back	2.50	3.70	4.30	5.40	50.36
	Extreme	2.80	3.30	3.90	5.10	55.34
N86LF3AP		17.00	21.90	23.80	29.00	339.26
N86LF3APX	Accent	0.50	0.90	1.30	2.10	10.52
	Seat	2.20	3.20	4.00	4.60	44.28
	Back	3.00	4.80	5.90	7.40	60.32
	Extreme	6.30	7.00	7.90	10.00	126.18
	Back Accent	5.90	6.40	6.40	8.00	117.88
N86LF3AT		15.70	17.60	20.00	23.00	312.10
N86LF3ATX	Seat	2.20	3.10	4.00	4.60	43.10
	Upholstery	13.50	14.60	16.10	20.00	269.70
N86NK1PL		9.67	10.00	12.10	13.80	192.60
N86NK1PLX	Extreme Back	4.69	4.90	5.70	6.30	93.53
	Back Accent	5.08	5.40	6.60	9.30	101.28
N86PVSVT3636L, N86PVSVT3666L, N86PVST3636L, N86PVST3666L		3.25	3.50	3.90	6.30	64.75
N86PVSVT3636LX, N86PVSVT3666LX,	Extreme Back	1.64	1.80	2.00	2.30	32.65
N86PVST3636LX, N86PVST3666LX	Back Accent	1.72	1.90	3.90	4.30	34.31
N86PVECR, N86PVECL		4.69	5.10	6.30	8.80	93.53
N86PVECRX, N86PVECLX	Extreme Back	1.64	3.40	3.90	4.30	32.65
	Back Accent	3.28	3.50	4.20	6.30	65.31
N86PD1TLP, N86PD1TRP		9.50	11.00	12.90	18.60	189.28
N86PD1TLPX, N86PD1TRPX	Accent	0.40	0.60	1.00	1.60	7.75
	Seat	1.10	1.40	1.90	2.10	22.14
	Back	1.60	2.40	2.80	3.20	32.65
	Extreme	3.90	4.40	5.50	9.00	76.93
	Back Accent	3.60	3.90	4.00	5.00	71.95

COM YARDAGE REQUIREMENTS

COM YARDAGE REQUIREMENTS (54" WIDTH – CUT UP THE ROLL)

MODEL	RAILROADED Contact customer service 800-482-1717 for ydg requirements	NON DIRECTIONAL OR SOLID	1"-4" REPEAT	5"-11" REPEAT	12"-18" REPEAT	COL SQUARE FEET
			4" VERTICAL X 4" HORIZONTAL	11" VERTICAL X 11" HORIZONTAL	18" VERTICAL X 18" HORIZONTAL	
N86PVE, N86PVS		2.50	2.80	3.00	4.00	49.81
N86PVEX, N86PVSX	Back Accent	1.30	1.50	1.50	2.00	24.9
	Extreme	1.30	1.60	2.70	2.50	26.57
N86T2929ENL, N86T2929ENS, N86TA29EL, N86TA29ES, N86TE29EL, N86TE29ES, N86TS29EL, N86TS29ES		0.70	1.00	1.60	2.60	13.84
N86TA10CL, N86TA10CS, N86TA10CTLL, N86TA10CTRL, N86TE10CL, N86TE10CS, N86TE10CTLL, N86TE10CTRL, N86TS10CL, N86TS10CS, N86TS10CTLL, N86TS10CTRL		0.40	0.60	1.00	2.00	8.3
N86TA10NL, N86TA10NS, N86TE10NL, N86TE10NS, N86TS10NL, N86TS10NS		0.80	1.50	2.20	3.60	15.5

