
Nate & Natty

Product Specifications	476
Fabrics and Options	477
Contrasting Fabrics Specifications	478
Product Pages	479
COM Yardage Requirements	482

NATE & NATTY PRODUCT SPECIFICATIONS

CONSTRUCTION

- Understructure on stools provides added strength and stability, as well as a footrest for the user

SEAT AND BACK

- Conference chairs feature a larger seat and back than side chairs and stools
- Side chairs and stools feature a smaller seat and back than conference chairs

CONTRASTING UPHOLSTERY

- Upholstery is applied to all models over molded foam back and slab seat foam assembly
- All models can be specified in one fabric or with a contrasting back and seat

DECORATIVE STITCHING

- Decorative stitching is standard
- Specify thread to be the closest match to upholstery or select a contrasting thread color

CONFERENCE CHAIRS WITH SWIVEL BASE

- Height-adjustable, low-profile, four-star, polished aluminum base
- Polished knee-tilt control with tilt lock
- Nylon glides with polished covers or hard 65mm black dual-wheel casters with a polished center are standard; soft casters are available (upcharge applies)
- Auto-return mechanism allows user to swivel up to 90° in either direction and returns to center when the user stands

SIDE CHAIRS WITH SWIVEL BASE

- Height-adjustable, low-profile, four-star, polished aluminum base
- Nylon glides with polished covers or hard 65mm black dual-wheel casters with a polished center are standard; soft casters are available (upcharge applies)
- Auto-return mechanism allows user to swivel up to 90° in either direction and returns to center when the user stands

SIDE CHAIRS WITH SPIDER BASE

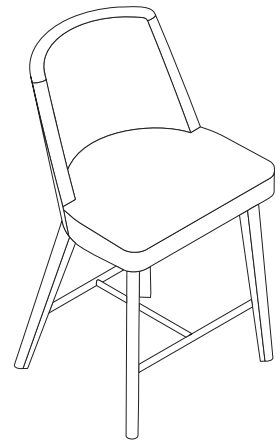
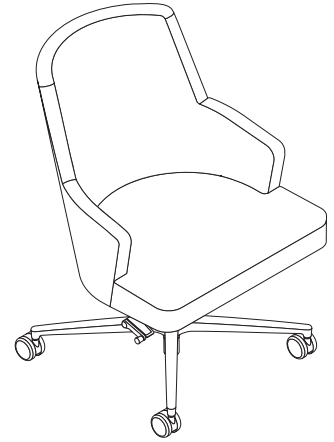
- High-profile polished aluminum base with auto-return mechanism
- Nylon glides with polished covers
- Desk height

SIDE CHAIRS AND STOOLS WITH WOOD LEGS

- Beech wood legs available in wood finishes
- Chrome footrest understructure on stools
- Nylon glides
- Available in desk, counter, or bar height

SIDE CHAIRS AND STOOLS WITH METAL LEGS

- Metal legs available in cinder or chrome
- Footrest understructure on stools matches finish selected for legs
- Black, nylon ball glides
- Available in desk, counter, or bar height



SURFACE MATERIALS

See the Kimball Hospitality Surface Materials Reference Guide at kimballhospitality.com for a complete overview of our materials program, including:

- Characteristics of wood
- Special wood finishes
- Customer specified laminate (CSL)
- Customer specified paint (CSP)
- Fabric application and colorways
- Customer's own material (COM) process overview
- Alliance program

ALLIANCE FABRIC PROGRAM

Kimball Hospitality has analyzed each model to most accurately reflect the COM/COL yardage requirements shown on page 482.

The yardage requirement for each model is based on 54" wide fabric and cutting the fabric up the roll.

If repeat is larger than 18", contact Customer Service to confirm the correct amount of yardage required. When ordering 10 or more chairs in the same COM, yardage requirements may be reduced.

Contact Customer Service.

PRICE GRADES A-R

See Surface Materials at www.kimballhospitality.com for a wide variety of graded-in fabrics from Arc-Com, Carnegie, CF Stinson, Designtex, Maharam, Mayer, Momentum, and Ultrafabrics.

FABRIC SAMPLES

If you need samples for presentation(s), contact our alliance partners directly at:

Arc-Com	800.223.5466	arc-com.com
Carnegie	800.727.6770	carnegiefabrics.com
CF Stinson	800.841.6279	cfstinson.com
Designtex	800.221.1540	designtex.com
Maharam	800.645.3943	maharam.com
Mayer	800.428.4415	mayerfabrics.com
Momentum	800.366.6839	memosamples.com
Ultrafabrics	877.309.6648	ultrafabricsllc.com

WOOD FINISHES

PRICE GROUP 1

AD	Almond
MC	Amber
BZ	Brazilwood
IM	Brighton
CO	Canyon
CI	Chai
CC	Cordoba
ES	Espresso
DF	Driftwood
TM	Huntington
KN	Kona
MW	Midtown
MH	Mocha
YO	Monterey
PC	Porcini
PB	Portobello
792	Sable
SC	Sedona
TW	Tribeca
NW	Tuscan
UW	Urban
WL	Willow

IMPORTANT: Wood finishes applied to solid hardwood are complementary to the same wood finish applied to wood veneer, but not an exact match. Contact Customer Service for more information.

THREAD

MATCH	CLOSEST MATCH
WHITE	721Q_WHITE
BLACK	744Q_BLACK
RED	757Q_RED
ORANGE	755Q_ORANGE
GOLD	763Q_LT BROWN
GREEN	799Q_DK GREEN
DK JADE	781Q_DK JADE
NAVY	765Q_NAVY
BROWN	793Q_SADDLE

BASE FINISH

497	Polished Aluminum
-----	-------------------

GLIDES/CASTERS

C61	49mm nylon glides with polished cover
C62	Hard 65mm polished/black dual wheel casters for use on carpet
C63	Soft 65mm polished/black dual wheel for use on hard floors (\$41 upcharge)

FOOTREST

490	Chrome
-----	--------

LEGS/FOOTREST

462	Cinder
490	Chrome

TO ORDER CONTRASTING FABRIC, SPECIFY

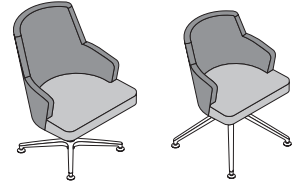
NATE & NATTY

Desk Height Conference Chair with Swivel Base page 479

Desk Height Side Chair with Swivel Base page 479

Desk Height Side Chair with Spider Base page 479

1. Model Number plus "X"
2. Back Upholstery Grade
3. Back Upholstery Number
4. Seat Upholstery Grade
5. Seat Upholstery Number
6. Decorative Stitching Thread Color
7. Base Finish
8. Glides/Casters



Contrasting Fabric may be specified on back and seat

Desk Height Side Chair with Wood Leg page 480

Counter Height Stool with Wood Leg page 480

Bar Height Stool with Wood Leg page 480

1. Model Number plus "X"
2. Back Upholstery Grade
3. Back Upholstery Number
4. Seat Upholstery Grade
5. Seat Upholstery Number
6. Decorative Stitching Thread Color
7. Legs Wood Finish Price Group
8. Legs Wood Finish Designator
9. Footrest (omit for chairs)

Desk Height Side Chair with Metal Leg page 481

Counter Height Stool with Metal Leg page 481

Bar Height Stool with Metal Leg page 481

1. Model Number plus "X"
2. Back Upholstery Grade
3. Back Upholstery Number
4. Seat Upholstery Grade
5. Seat Upholstery Number
6. Decorative Stitching Thread Color
7. Legs/Footrest Finish

TO ORDER, SPECIFY:

1. Model Number
2. Back Upholstery Grade
3. Back Upholstery Number
4. Seat Upholstery Grade
5. Seat Upholstery Number
6. Decorative Stitching Thread Color
7. Base Finish
8. Glides/Casters

- See page 477 for Nate & Natty options
- See page 482 for COM fabric yardage

DESK HEIGHT CONFERENCE CHAIR WITH SWIVEL BASE

MODEL NO.

ALLIANCE PROGRAM PRICE GRADES



Armless

			A	B	C	D	E	F	G	H	I
			J	K	L	M	N	O	P	Q	R
K85CFXAHAKT	Armless	\$	2431	2518	2586	2656	2731	2818	2868	2963	3043
			3126	3258	3521	3688	3726	3758	3798	3838	4023
K85CFUAHAKT	Arms		2688	2797	2881	2969	3062	3171	3234	3352	3452
			3555	3720	4048	4257	4304	4344	4394	4444	4675

DIMENSIONS

Width	25½	Seat Width Front Edge	25	Arm Depth	16	Weight
Depth	27½	Seat Width Between Arms	20½	Arm Height from Floor	24-28	Cubic Ft.
Height	35¼-39¼	Seat Depth	17¼	Arm Height from Seat	6½	
Seat Height	17½-21¼	Back Height from Seat	19	Arm Width	2½	

- Contrasting fabric option – specify X (i.e., K85CFXAHAKTX); see page 478. For list pricing, use your electronic specification tool or contact customer service
- Upholstered back, seat, and arms
- Height adjustable, four-star base with knee tilt control: polished aluminum
- Nylon glides with polished cover or hard 65mm polished/black dual wheel casters



Arms

DESK HEIGHT SIDE CHAIR WITH SWIVEL BASE



Armless

			A	B	C	D	E	F	G	H	I
			J	K	L	M	N	O	P	Q	R
K85MPXAHA4SB	Armless	\$	1963	2030	2082	2136	2193	2261	2299	2373	2434
			2497	2599	2800	2929	2958	2983	3013	3044	3187
K85MPUAHA4SB	Arms		2160	2243	2307	2372	2442	2525	2572	2662	2737
			2814	2938	3185	3343	3378	3408	3446	3484	3658

DIMENSIONS

Width	21½	Seat Width Front Edge	21½	Arm Depth	9	Weight
Depth	24½	Seat Width Between Arms	18½	Arm Height from Floor	23-27¼	Cubic Ft.
Height	29½-34¼	Seat Depth	17	Arm Height from Seat	7½	
Seat Height	16-20¼	Back Height from Seat	13¼	Arm Width	1¼	

- Contrasting fabric option – specify X (i.e., K85MPXAHA4SBX); see page 478. For list pricing, use your electronic specification tool or contact customer service
- Upholstered back, seat, and arms
- Height adjustable swivel base: polished aluminum
- Nylon glides with polished cover or hard 65mm polished/black dual wheel casters



Arms

DESK HEIGHT SIDE CHAIR WITH SPIDER BASE



Armless

			A	B	C	D	E	F	G	H	I
			J	K	L	M	N	O	P	Q	R
K85SDXASB	Armless	\$	2054	2121	2173	2227	2284	2352	2390	2464	2525
			2588	2690	2891	3020	3049	3074	3104	3135	3278
K85SDUASB	Arms		2251	2334	2398	2463	2533	2616	2663	2753	2828
			2905	3029	3276	3434	3469	3499	3537	3575	3749

DIMENSIONS

Width	21¼	Seat Width Front Edge	21½	Arm Depth	9	Weight
Depth	24½	Seat Width Between Arms	18½	Arm Height from Floor	25¼	Cubic Ft.
Height	32	Seat Depth	17	Arm Height from Seat	7½	
Seat Height	18¼	Back Height from Seat	13¼	Arm Width	1¼	

- Contrasting fabric option – specify X (i.e., K85SDXASBX); see page 478. For list pricing, use your electronic specification tool or contact customer service
- Upholstered back, seat, and arms
- Spider base with auto return: polished aluminum
- Nylon glides with polished cover



Arms

NATE & NATTY

TO ORDER, SPECIFY:

1. Model Number
2. Back Upholstery Grade
3. Back Upholstery Number
4. Seat Upholstery Grade
5. Seat Upholstery Number

6. Decorative Stitching Thread Color
7. Legs Wood Finish Price Group
8. Legs Wood Finish Designator
9. Footrest (omit for chairs)

- See page 477 for Nate & Natty options
- See page 482 for COM fabric yardage

DESK HEIGHT SIDE CHAIR WITH WOOD LEG



Armless



Arms

MODEL NO.

ALLIANCE PROGRAM PRICE GRADES

			A	B	C	D	E	F	G	H	I
			J	K	L	M	N	O	P	Q	R
K85SDXAWL	Armless	\$	2062	2129	2181	2235	2292	2360	2398	2472	2533
			2596	2698	2899	3028	3057	3082	3112	3143	3286
K85SDUAWL	Arms		2259	2342	2406	2471	2541	2624	2671	2761	2836
			2913	3037	3284	3442	3477	3507	3545	3583	3757

DIMENSIONS

Width	21¾	Seat Width Front Edge	21½	Arm Depth	9	Weight
Depth	22	Seat Width Between Arms	18½	Arm Height from Floor	24	Cubic Ft.
Height	31¾	Seat Depth	17	Arm Height from Seat	6	
Seat Height	18½	Back Height from Seat	13¾	Arm Width	1¾	

- Contrasting fabric option – specify X (i.e., K85SDXAWLX); see page 478. For list pricing, use your electronic specification tool or contact customer service
- Upholstered back, seat, and arms
- Four wood legs
- Nylon glides

COUNTER HEIGHT STOOL WITH WOOD LEG



Armless



Arms

			A	B	C	D	E	F	G	H	I
			J	K	L	M	N	O	P	Q	R
K85CSXAWL	Armless	\$	2296	2361	2411	2464	2520	2586	2623	2694	2754
			2815	2915	3111	3236	3264	3289	3318	3348	3487
K85CSUAWL	Arms		2489	2568	2629	2691	2759	2838	2883	2969	3041
			3115	3234	3470	3621	3655	3684	3720	3756	3923

DIMENSIONS

Width	21¾	Seat Width Front Edge	21½	Arm Depth	9	Weight
Depth	22	Seat Width Between Arms	17	Arm Height from Floor	31¾	Cubic Ft.
Height	36	Back Height from Seat	12	Arm Height from Seat	7½	
Seat Height	24¾	Foot Rail from Floor	7¼	Arm Width	1¾	
Seat Depth	17	Foot Rail from Seat	18			

- Contrasting fabric option – specify X (i.e., K85CSXAWLX); see page 478. For list pricing, use your electronic specification tool or contact customer service
- Upholstered back, seat, and arms
- Four wood legs
- Chrome footrest understructure on stools
- Nylon glides

BAR HEIGHT STOOL WITH WOOD LEG



Armless



Arms

			A	B	C	D	E	F	G	H	I
			J	K	L	M	N	O	P	Q	R
K85BSXAWL	Armless	\$	2323	2388	2438	2491	2547	2613	2650	2721	2781
			2842	2942	3138	3263	3291	3316	3345	3375	3514
K85BSUAWL	Arms		2517	2596	2657	2719	2787	2866	2911	2997	3069
			3143	3262	3498	3649	3683	3712	3748	3784	3951

DIMENSIONS

Width	21¾	Seat Width Front Edge	21½	Arm Depth	9	Weight
Depth	22	Seat Width Between Arms	17	Arm Height from Floor	37¾	Cubic Ft.
Height	42	Back Height from Seat	12	Arm Height from Seat	7½	
Seat Height	30¼	Foot Rail from Floor	13¾	Arm Width	1¾	
Seat Depth	17	Foot Rail from Seat	18			

- Contrasting fabric option – specify X (i.e., K85BSXAWLX); see page 478. For list pricing, use your electronic specification tool or contact customer service
- Upholstered back, seat, and arms
- Four wood legs
- Chrome footrest understructure on stools
- Nylon glides

TO ORDER, SPECIFY:

1. Model Number
2. Back Upholstery Grade
3. Back Upholstery Number
4. Seat Upholstery Grade
5. Seat Upholstery Number
6. Decorative Stitching Thread Color
7. Legs/Footrest Finish

- See page 477 for Nate & Natty options
- See page 482 for COM fabric yardage

DESK HEIGHT SIDE CHAIR WITH METAL LEG

MODEL NO.

ALLIANCE PROGRAM PRICE GRADES



Armless



Arms

		ALLIANCE PROGRAM PRICE GRADES									
		A	B	C	D	E	F	G	H	I	
		J	K	L	M	N	O	P	Q	R	
K85SDXAMLG	Armless	\$ 1734	1801	1853	1907	1964	2032	2070	2144	2205	
		2268	2370	2571	2700	2729	2754	2784	2815	2958	
K85SDUAMLG	Arms	1931	2014	2078	2143	2213	2296	2343	2433	2508	
		2585	2709	2956	3114	3149	3179	3217	3255	3429	

DIMENSIONS

Width	21½	Seat Width Front Edge	21½	Arm Depth	9	Weight	
Depth	22	Seat Width Between Arms	18½	Arm Height from Floor	24	Cubic Ft.	
Height	31¾	Seat Depth	17	Arm Height from Seat	6		
Seat Height	18½	Back Height from Seat	13¾	Arm Width	1¾		

- Contrasting fabric option – specify X (i.e., K85SDXAMLGX); see page 478. For list pricing, use your electronic specification tool or contact customer service
- Upholstered back, seat, and arms
- Metal legs
- Black, nylon ball glides

COUNTER HEIGHT STOOL WITH METAL LEG



Armless



Arms

		A	B	C	D	E	F	G	H	I
		J	K	L	M	N	O	P	Q	R
K85CSXAML	Armless	\$ 1886	1951	2001	2054	2110	2176	2213	2284	2344
		2405	2505	2701	2826	2854	2879	2908	2938	3077
K85CSUAML	Arms	2078	2157	2218	2280	2348	2427	2472	2558	2630
		2704	2823	3059	3210	3244	3273	3309	3345	3512

DIMENSIONS

Width	21¾	Seat Width Front Edge	21½	Arm Depth	9	Weight	
Depth	22	Seat Width Between Arms	17	Arm Height from Floor	31¾	Cubic Ft.	
Height	36	Back Height from Seat	12	Arm Height from Seat	7½		
Seat Height	24¾	Foot Rail from Floor	7¼	Arm Width	1¾		
Seat Depth	17	Foot Rail from Seat	18				

- Contrasting fabric option – specify X (i.e., K85CSXAMLX); see page 478. For list pricing, use your electronic specification tool or contact customer service
- Upholstered back, seat, and arms
- Metal legs
- Metal footrest understructure on stools
- Black, nylon ball glides

BAR HEIGHT STOOL WITH METAL LEG



Armless



Arms

		A	B	C	D	E	F	G	H	I
		J	K	L	M	N	O	P	Q	R
K85BSXAML	Armless	\$ 1914	1979	2029	2082	2138	2204	2241	2312	2372
		2433	2533	2729	2854	2882	2907	2936	2966	3105
K85BSUAML	Arms	2110	2189	2250	2312	2380	2459	2504	2590	2662
		2736	2855	3091	3242	3276	3305	3341	3377	3544

DIMENSIONS

Width	21¾	Seat Width Front Edge	21½	Arm Depth	9	Weight	
Depth	22	Seat Width Between Arms	17	Arm Height from Floor	37¾	Cubic Ft.	
Height	42	Back Height from Seat	12	Arm Height from Seat	7½		
Seat Height	30¾	Foot Rail from Floor	13¾	Arm Width	1¾		
Seat Depth	17	Foot Rail from Seat	18				

- Contrasting fabric option – specify X (i.e., K85BSXAMLX); see page 478. For list pricing, use your electronic specification tool or contact customer service
- Upholstered back, seat, and arms
- Metal legs
- Metal footrest understructure on stools
- Black, nylon ball glides

COM YARDAGE REQUIREMENTS

COM YARDAGE REQUIREMENTS (54" WIDTH – CUT UP THE ROLL)

MODEL	RAILROADED Contact customer service 800-634-9510 for ydg requirements	NON DIRECTIONAL OR SOLID	1"-4" REPEAT	5"-11" REPEAT	12"-18" REPEAT	COL SQUARE FEET
			4" VERTICAL X 4" HORIZONTAL	11" VERTICAL X 11" HORIZONTAL	18" VERTICAL X 18" HORIZONTAL	
K85BSUAML	Entire Unit	1.60	1.80	2.30	3.20	28.4
	Seat	0.70	0.90	1.10	1.70	10.7
	Back	1.20	1.40	1.60	2.40	21.7
K85BSUAWL	Entire Unit	1.60	1.80	2.30	3.20	28.4
	Seat	0.70	0.90	1.10	1.70	10.7
	Back	1.20	1.40	1.60	2.40	21.7
K85BSXAML	Entire Unit	1.30	1.70	2.70	2.90	23.4
	Seat	0.80	0.90	1.40	1.70	12.3
	Back	1.10	1.40	1.60	2.40	20.1
K85BSXAWL	Entire Unit	1.30	1.70	2.70	2.90	23.4
	Seat	0.80	0.90	1.40	1.70	12.3
	Back	1.10	1.40	1.60	2.40	20.1
K85CFXAHAKT	Entire Unit	1.80	2.30	3.30	3.70	33.9
	Seat	0.80	1.10	1.50	1.70	14
	Back	1.60	1.80	2.90	3.50	28.9
K85CFUAHAKT	Entire Unit	1.90	2.60	3.90	4.40	35
	Seat	1.00	1.20	1.50	1.70	16.8
	Back	1.50	1.80	3.00	5.00	27.3
K85CSUAML	Entire Unit	1.60	1.80	2.30	3.20	28.4
	Seat	0.70	0.90	1.10	1.70	10.7
	Back	1.20	1.40	1.60	2.40	21.7
K85CSUAWL	Entire Unit	1.60	1.80	2.30	3.20	28.4
	Seat	0.70	0.90	1.10	1.70	10.7
	Back	1.20	1.40	1.60	2.40	21.7
K85CSXAML	Entire Unit	1.30	1.70	2.70	2.90	23.4
	Seat	0.80	0.90	1.40	1.70	12.3
	Back	1.10	1.40	1.60	2.40	20.1
K85CSXAWL	Entire Unit	1.30	1.70	2.70	2.90	23.4
	Seat	0.80	0.90	1.40	1.70	12.3
	Back	1.10	1.40	1.60	2.40	20.1
K85MPUAHA4SB	Entire Unit	1.70	1.90	2.50	3.40	30.6
	Seat	0.70	0.90	1.10	1.70	10.7
	Back	1.30	1.50	2.00	2.40	23.4
K85MPXAHA4SB	Entire Unit	1.40	1.80	2.70	3.40	24.5
	Seat	0.80	0.90	1.40	1.70	12.3
	Back	1.20	1.50	1.70	2.40	21.2
K85SDUAMLG	Entire Unit	1.70	1.90	2.50	3.40	30.6
	Seat	0.70	0.90	1.10	1.70	10.7
	Back	1.30	1.50	2.00	2.40	23.4
K85SDUASB	Entire Unit	1.70	1.90	2.50	3.40	30.6
	Seat	0.70	0.90	1.10	1.70	10.7
	Back	1.30	1.50	2.00	2.40	23.4
K85SDUAWL	Entire Unit	1.70	1.90	2.50	3.40	30.6
	Seat	0.70	0.90	1.10	1.70	10.7
	Back	1.30	1.50	2.00	2.40	23.4
K85SDXAMLG	Entire Unit	1.40	1.80	2.70	3.40	24.5
	Seat	0.80	0.90	1.40	1.70	12.3
	Back	1.20	1.50	1.70	2.40	21.2
K85SDXASB	Entire Unit	1.40	1.80	2.70	3.40	24.5
	Seat	0.80	0.90	1.40	1.70	12.3
	Back	1.20	1.50	1.70	2.40	21.2
K85SDXAWL	Entire Unit	1.40	1.80	2.70	3.40	24.5
	Seat	0.80	0.90	1.40	1.70	12.3
	Back	1.20	1.50	1.70	2.40	21.2