
Eklund

Product Specifications	136
Fabrics and Options	137
Contrasting Fabrics Specifications	138
Product Pages	139
COM Yardage Requirements	150

EKLUND PRODUCT SPECIFICATIONS

FRAME CONSTRUCTION

- Interior frame is constructed of oriented strand board with tenon joints that are glued and stapled for maximum joint stability
- Frames and table platforms are wrapped in high grade polyurethane foam and upholstered

SEAT CONSTRUCTION

- Seat cushions are attached and feature 7" high grade polyurethane foam placed on a plywood panel

BACK & ARM CONSTRUCTION

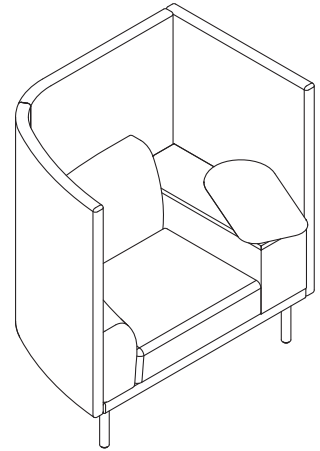
- Back and arms consist of 4" high grade polyurethane foam which is custom shaped, stretched over web sheet, and attached to frame

PRIVACY PANEL CONSTRUCTION

- Wrapped in high grade polyurethane foam and shipped attached to lounge unit
- Modular units come with panel brackets which are installed in-field and ensure panel to panel alignment

UPHOLSTERY DETAIL

- Due to dimensional design of the back, horizontal stripes and large patterns are not recommended, as they will appear distorted or wavy
- Contrasting fabric available on all models, except tables
- Accent upholstery present on all tables



TABLES

- Laminate surfaces are 1 $\frac{3}{16}$ " thick HPL (high pressure laminate) and feature standard 3mm PVC edge
- Solid surfaces are 1 $\frac{3}{16}$ " thick and feature a flat rim profile

CONSOLE TABLES

- Constructed of $\frac{3}{4}$ " TFL (thermally fused laminate) with a 0.5mm self-edge top panel
- Solid surface models feature TFL vertical panels. Solid surface tops are 1" thick

TABLET

- 1" thick reversed half-bullnose profile laminate with clear-coated exposed plywood core
- Allows for 90° swivel and writing surface of 11.5"W x 22.5"L
- Attached to the frame with a $\frac{3}{4}$ " steel base plate with machine screws into threaded inserts
- Tablet height is 27 $\frac{1}{2}$ " from floor to top of tablet surface
- Tablet support column is made of steel and always black

ROCKER

- Solid Beech runners are attached to a welded and powder coated steel frame

LEGS

- 8" tall, 1 $\frac{1}{2}$ " inch diameter steel tube powder coated with adjustable glide
- Tapered wood leg is solid Beech and comes in multiple finish options with adjustable glide
- Ships unattached for installation in the field
- Starter models come with 2 standard legs and 2 ganging legs, add-ons come with 2 ganging legs, and end models come with 2 standard legs only. Unique hardware kits are shipped for proper attachment

GLIDES

- Features 1" adjustable nylon leveling glides
- Soft/non-skid 1" adjustable glides are available for an additional upcharge

FINISH


- Features a catalyzed top coat that resists denting, peeling, and reactions to chemicals
- Can be cleaned with a damp cloth
- When specifying Brighton, Natural, and Sonoma finish, variation in color is acceptable due to the nature of wood characteristics

POWER & USB GROMMET

- Integrated power grommet available in nook and modular console tables
- UL Listed
- Hardwire and plug solutions available
- Features 1 power outlet and 1 USB A+C combo ports
- Grommet available in black, silver, and white
- Field installable when CUT-G38 is specified
- Tamper resistant and spill proof

POWER & USB GROMMET - UNDERMOUNT

- UL Listed
- Features 1 power outlet and 2 USB (A) ports
- Only available in black
- Field installable, unit can be placed on the underside of any flat surface



SURFACE MATERIALS

See the Kimball Hospitality Surface Materials Reference Guide at kimballhospitality.com for a complete overview of our materials program, including:

- Characteristics of wood
- Special wood finishes
- Customer-specified laminate (CSL)
- Customer-specified paint (CSP)
- Fabric application and colorways
- Customer's own material (COM) process overview
- Alliance program

ALLIANCE FABRIC PROGRAM

Kimball Hospitality has analyzed each model to most accurately reflect the COM/COL yardage requirements shown on page 150.

The yardage requirement for each model is based on 54" W fabric and cutting the fabric up the roll.

If repeat is larger than 18", contact Customer Service to confirm the correct amount of yardage required. When ordering 10 or more chairs in the same COM, yardage requirements may be reduced.

Contact Customer Service.

PRICE GRADES A-R

See Surface Materials at www.kimballhospitality.com for a wide variety of graded-in fabrics from Arc-Com, CF Stinson, Designtex, Maharam, Momentum, and Ultrafabrics.

FABRIC SAMPLES

If you need samples for presentation(s), contact our alliance partners directly at:

Arc-Com	800.223.5466	arc-com.com
Designtex	800.221.1540	designtex.com
CF Stinson	800.841.6279	cfstinson.com
Maharam	800.645.3943	maharam.com
Momentum	800.366.6839	memosamples.com
Ultrafabrics	877.309.6648	ultrafabricsllc.com

PAINT COLORS

METAL LEG AND PANEL BRACKET

103	Chive*
105	Spinach Green**
106	Cloud Blue**
107	Dark Blue**
111	Apricot Orange**
112	Tango Red**
113	Golden Rod**
405	Designer White
419	Wallaby*
420	Sandstone*
423	Concrete*
425	Shadow*
440	Cloud*
450	Fog*
460	Storm*
461	Graphite*
462	Cinder
463	Iron*
488	Frosty White*
501	Platinum Metallic
503	Satin Nickel Metallic

*Extended lead time

**10% list upcharge and four week lead time

- The following paint colors will receive black screws (where applicable) Cinder, Chive, Spinach Green, Dark Blue, Tango Red, Shadow, Graphite, Satin Nickel Metallic, Concrete, and Iron
- The following paint colors will receive silver screws (where applicable) Platinum Metallic, Cloud Blue, Apricot Orange, Golden Rod, Designer White, Wallaby, Sandstone, Cloud, Fog, Storm, and Frosty White

LEG FINISH COLORS

WAC	Autumn	WPB	Portobello
WAD	Almond	WPT	Portico
WCL	Caramel	WSK	Skyline
WCW	Cordovan	WSM	Sonoma
WDN	Judicial	WTF	Truffle
WHN	Honey	W405	Designer White
WIM	Brighton	W462	Cinder
WMC	Amber	W792	Sable
WMH	Mocha	W793	Acorn
WNM	Natural		

LAMINATE COLORS

WOODGRAIN LAMINATE

AC2	Autumn 2
AD	Almond**
CL	Caramel
CW	Cordovan
DW	Judicial
HN2	Honey 2
IM	Brighton
MC	Amber
MH	Mocha
NM	Natural
PB	Portobello
PT	Portico
SK	Skyline
SM	Sonoma
TF	Truffle
792	Sable
793	Acorn*

SOLID LAMINATE

405	Designer White
419	Wallaby
425	Shadow
440	Cloud
461	Graphite
462	Cinder
478	Platinum Grey
488	Frosty White
491	Designer White Linear
492	Cinder Linear

*Acorn is the laminate complement to Clear Walnut finish

**Almond is the leg finish complement to Clear Walnut finish

SOLID SURFACE TOP OPTIONS

7101	Bisque (Grade A)
7201	Glacier White (Grade A)
7202	Canyon (Grade B)
7203	Designer White (Grade B)
7204	Silt (Grade B)
7301	Concrete (Grade C)
7302	Deep Night Sky (Grade C)
7303	Deep Nocturne (Grade C)

GALLERY LAMINATE

Grade 1 – 5% upcharge	
G1001	Citadel
G1011	Pepperdust
Grade 2 – 6% upcharge	
G1002	Planked Raw Oak
G1003	Evening Notte
G1004	Kirsche
G1005	Midnight Run
G1006	Sepia Walnut
G1007	Serotina
G1008	Timeless
G1009	White Nebbia
G1012	Phantom Ecru

See page 20 for Gallery program details and upcharges

GLIDES

STD	Standard
C66	Soft (add \$30 list)

POWER/USB GROMMET CUTOUT OPTIONS - NOOK/CONSOLE

(\$25 list upcharge per location)

CUT-G38C	G38 Cutout
X	No Grommet

Grommets sold separately; reference page 149 for model numbers and pricing

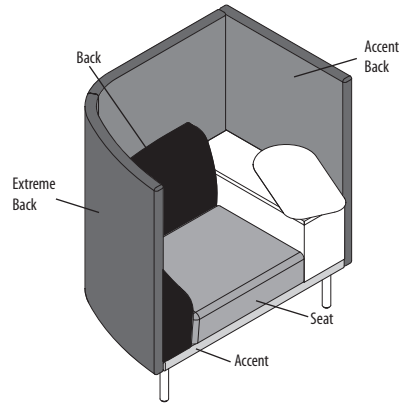
TO ORDER CONTRASTING FABRIC, SPECIFY

EKLUND

Freestanding Lounge with Privacy pages 139-142

Modular Lounge with Privacy page 145

1. Model Number plus "X"
2. Back Fabric Grade Number/Cover Number
3. Back Accent Fabric Grade Number/Cover Number
4. Extreme Back Fabric Grade Number/Cover Number
5. Seat Fabric Grade Number/Cover Number
6. Accent Fabric Grade Number/Cover Number
7. Grommet (when applicable)
8. Tablet Arm Laminate (when applicable)
9. Laminate Color (when applicable)
10. Panel Bracket Paint (when applicable)
11. Leg Material/Finish
12. Glides

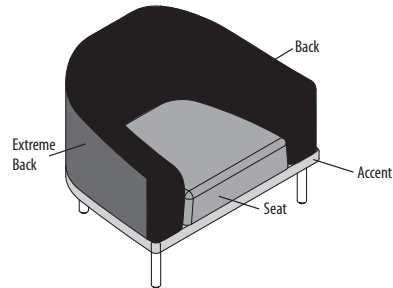


Contrasting Upholstery

Freestanding Lounge without Privacy pages 139-141

Modular Lounge without Privacy page 143

1. Model Number plus "X"
2. Back Fabric Grade Number/Cover Number
3. Extreme Back Fabric Grade Number/Cover Number
4. Seat Fabric Grade Number/Cover Number
5. Accent Fabric Grade Number/Cover Number
6. Leg Material/Finish
7. Glides



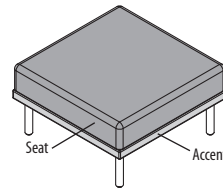
Contrasting Upholstery

Freestanding Bench page 142

Freestanding Ottoman page 142

Modular Bench page 144

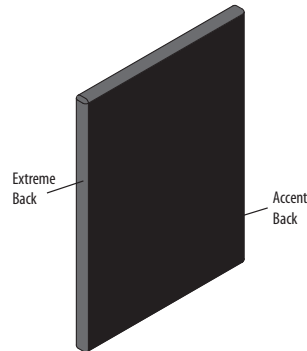
1. Model Number plus "X"
2. Seat Fabric Grade Number/Cover Number
3. Accent Fabric Grade Number/Cover Number
4. Leg Material/Finish
5. Glides



Contrasting Upholstery

Spanner and Extension Panels page 146

1. Model Number plus "X"
2. Extreme Back Fabric Grade Number/Cover Number
3. Back Accent Fabric Grade Number/Cover Number
4. Leg Material/Finish
5. Glides



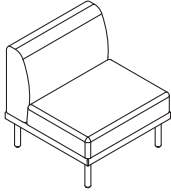
Contrasting Upholstery

TO ORDER, SPECIFY:

1. Model Number
2. Fabric Grade / Cover Number
3. Leg Material / Finish
4. Glide

- See page 137 for Eklund options
- See pages 150-151 for COM fabric yardage

FREESTANDING SINGLE SEAT ARMLESS



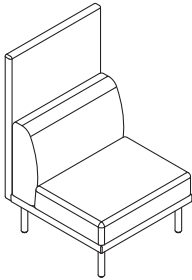
MODEL NO.			ALLIANCE PROGRAM PRICE GRADES									
			A	B	C	D	E	F	G	H	I	
			J	K	L	M	N	O	P	Q	R	
N86LF1M	Single Seat, Armless	\$	2276	2362	2430	2503	2583	2670	2737	2823	2913	
			2996	3134	3409	3578	3668	3761	3847	3937	4020	

DIMENSIONS

Width	29	Seat Width	29	Back Width	29	Weight	65
Depth	29	Seat Depth	22¼	Back Height	14½	Cubic Ft.	15.9
Height	30	Seat Height	16¼				

- Legs shipped unattached for installment in the field
- Contrasting fabric option – specify X (i.e., N86LF1MX); see page 138. For list pricing, use your electronic specification tool or contact customer service

FREESTANDING SINGLE SEAT ARMLESS WITH PRIVACY



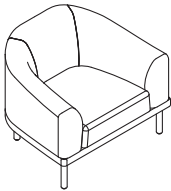
MODEL NO.			ALLIANCE PROGRAM PRICE GRADES									
			A	B	C	D	E	F	G	H	I	
			J	K	L	M	N	O	P	Q	R	
N86LF1MP	Single Seat, Armless	\$	2852	3003	3121	3250	3390	3541	3658	3810	3966	
			4112	4353	4834	5131	5288	5450	5602	5758	5904	

DIMENSIONS

Width	29	Seat Width	29	Back Width	29	Weight	85
Depth	32	Seat Depth	22¼	Back Height	14¼	Cubic Ft.	27.8
Height	48	Seat Height	16¼				

- Legs shipped unattached for installment in the field
- Contrasting fabric option – specify X (i.e., N86LF1MPX); see page 138. For list pricing, use your electronic specification tool or contact customer service

FREESTANDING SINGLE SEAT WITH ARMS



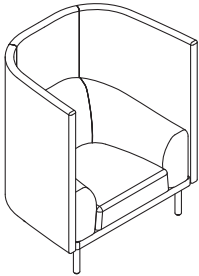
MODEL NO.			ALLIANCE PROGRAM PRICE GRADES									
			A	B	C	D	E	F	G	H	I	
			J	K	L	M	N	O	P	Q	R	
N86LF1A	Single Seat, Arms	\$	2554	2651	2727	2810	2900	2997	3072	3170	3270	
			3364	3519	3828	4019	4120	4224	4322	4422	4516	

DIMENSIONS

Width	38½	Seat Width	24¼	Arm Height	24¼	Back Width	19	Weight	83
Depth	30¼	Seat Depth	20¼	Arm Width	7	Back Height	13¾	Cubic Ft.	20.7
Height	30	Seat Height	16¼						

- Legs shipped unattached for installment in the field
- Contrasting fabric option – specify X (i.e., N86LF1AX); see page 138. For list pricing, use your electronic specification tool or contact customer service

FREESTANDING SINGLE SEAT ARMS WITH PRIVACY



MODEL NO.			ALLIANCE PROGRAM PRICE GRADES									
			A	B	C	D	E	F	G	H	I	
			J	K	L	M	N	O	P	Q	R	
N86LF1AP	Single Seat, Arms	\$	3539	3790	3985	4199	4431	4682	4878	5129	5389	
			5631	6031	6831	7324	7584	7854	8105	8365	8607	

DIMENSIONS

Width	43	Seat Width	24¼	Arm Height	24¼	Back Width	19	Weight	103
Depth	32	Seat Depth	20¼	Arm Width	7	Back Height	13¾	Cubic Ft.	39.7
Height	48	Seat Height	16¼						

- Legs shipped unattached for installment in the field
- Contrasting fabric option – specify X (i.e., N86LF1APX); see page 138. For list pricing, use your electronic specification tool or contact customer service

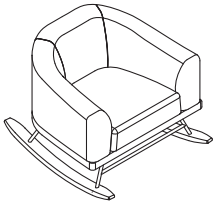
EKLUND

TO ORDER, SPECIFY:

1. Model Number
2. Fabric Grade / Cover Number
3. Metal Paint
4. Wood Finish

- See page 137 for Eklund options
- See pages 150-151 for COM fabric yardage

ROCKER



MODEL NO.

ALLIANCE PROGRAM PRICE GRADES

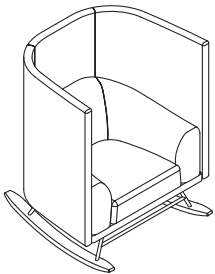
		ALLIANCE PROGRAM PRICE GRADES									
		A	B	C	D	E	F	G	H	I	
		J	K	L	M	N	O	P	Q	R	
N86RK1A	Rocker	\$ 3594	3691	3767	3850	3940	4037	4112	4210	4310	
		4404	4559	4868	5059	5160	5264	5362	5462	5556	

DIMENSIONS

Width	38½	Seat Width	24¼	Arm Height	24¼	Back Width	19	Weight	146		
Depth	39¼	Seat Depth	20¾	Arm Width	7	Back Height	14½	Cubic Ft.	29.7		
Height	30	Seat Height	16¼								

- Shipped fully assembled
- Contrasting fabric option – specify X (i.e., N86RK1AX); see page 138. For list pricing, use your electronic specification tool or contact customer service

ROCKER WITH PRIVACY



		ALLIANCE PROGRAM PRICE GRADES									
		A	B	C	D	E	F	G	H	I	
		J	K	L	M	N	O	P	Q	R	
N86RK1AP	Rocker	\$ 4579	4830	5025	5239	5471	5722	5918	6169	6429	
		6671	7071	7871	8364	8624	8894	9145	9405	9647	

DIMENSIONS

Width	43	Seat Width	24¼	Arm Height	24¼	Back Width	19	Weight	156		
Depth	30¼	Seat Depth	20¾	Arm Width	7	Back Height	14½	Cubic Ft.	52.0		
Height	48	Seat Height	16¼								


- Shipped fully assembled
- Contrasting fabric option – specify X (i.e., N86RK1APX); see page 138. For list pricing, use your electronic specification tool or contact customer service

TO ORDER, SPECIFY:

1. Model Number
2. Fabric Grade / Cover Number
3. Panel Bracket Paint Color (if applicable)
4. Leg Material / Finish
5. Glide

- See page 137 for Eklund options
- See pages 150-151 for COM fabric yardage

FREESTANDING TWO SEAT



MODEL NO.

ALLIANCE PROGRAM PRICE GRADES

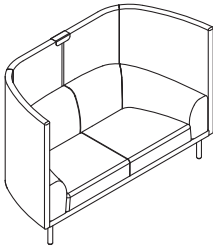
		ALLIANCE PROGRAM PRICE GRADES									
		A	B	C	D	E	F	G	H	I	
		J	K	L	M	N	O	P	Q	R	
N86LF2A	Two Seat	\$ 3666	3806	3916	4035	4165	4306	4415	4555	4701	
		4836	5060	5507	5782	5928	6079	6219	6365	6500	

DIMENSIONS

Width	68	Seat Width	54½	Arm Height	24¼	Back Width	38¾	Weight	150
Depth	30	Seat Depth	20¾	Arm Width	7	Back Height	14½	Cubic Ft.	36.0
Height	30	Seat Height	16½						

- Legs shipped unattached for installment in the field
- Contrasting fabric option – specify X (i.e., N86LF2AX); see page 138. For list pricing, use your electronic specification tool or contact customer service

FREESTANDING TWO SEAT WITH PRIVACY




		ALLIANCE PROGRAM PRICE GRADES									
		A	B	C	D	E	F	G	H	I	
		J	K	L	M	N	O	P	Q	R	
N86LF2AP	Two Seat	\$ 4935	5275	5540	5830	6145	6485	6749	7090	7442	
		7770	8312	9395	10063	10416	10781	11122	11474	11802	

DIMENSIONS

Width	73	Seat Width	54½	Arm Height	24¼	Back Width	38¾	Weight	170
Depth	32	Seat Depth	20¾	Arm Width	7	Back Height	14½	Cubic Ft.	66.5
Height	48	Seat Height	16½						

- Please specify panel bracket paint color
- Legs shipped unattached for installment in the field
- Contrasting fabric option – specify X (i.e., N86LF2APX); see page 138. For list pricing, use your electronic specification tool or contact customer service

FREESTANDING THREE SEAT



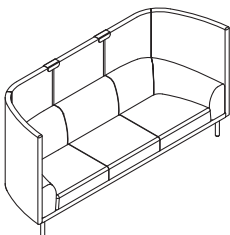
		ALLIANCE PROGRAM PRICE GRADES									
		A	B	C	D	E	F	G	H	I	
		J	K	L	M	N	O	P	Q	R	
N86LF3A	Three Seat	\$ 4819	5026	5188	5365	5558	5766	5927	6135	6351	
		6551	6882	7544	7952	8168	8391	8599	8815	9015	

DIMENSIONS

Width	94¼	Seat Width	81	Arm Height	24¼	Back Width	65	Weight	175
Depth	30	Seat Depth	20¾	Arm Width	7	Back Height	14½	Cubic Ft.	49.1
Height	30	Seat Height	16½						

- Legs shipped unattached for installment in the field
- Contrasting fabric option – specify X (i.e., N86LF3AX); see page 138. For list pricing, use your electronic specification tool or contact customer service

FREESTANDING THREE SEAT WITH PRIVACY



		ALLIANCE PROGRAM PRICE GRADES									
		A	B	C	D	E	F	G	H	I	
		J	K	L	M	N	O	P	Q	R	
N86LF3AP	Three Seat	\$ 6589	7048	7405	7796	8221	8680	9037	9496	9972	
		10414	11145	12607	13508	13984	14477	14936	15412	15854	

DIMENSIONS

Width	99½	Seat Width	81	Arm Height	24¼	Back Width	65	Weight	195
Depth	32	Seat Depth	20¾	Arm Width	7	Back Height	14½	Cubic Ft.	90.6
Height	48	Seat Height	16½						

- Please specify panel bracket paint color
- Legs shipped unattached for installment in the field
- Contrasting fabric option – specify X (i.e., N86LF3APX); see page 138. For list pricing, use your electronic specification tool or contact customer service

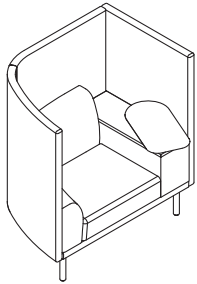
EKLUND

TO ORDER, SPECIFY:

1. Model Number
2. Fabric Grade / Cover Number
3. Grommet (applicable to Nook)
4. Tablet Arm Laminate Color (applicable to Nook)
5. Console Laminate Color (applicable to Nook)
6. Leg Material / Finish
7. Glide

- See page 137 for Eklund options
- See pages 150-151 for COM fabric yardage

FREESTANDING NOOK



Left Nook

MODEL NO.

ALLIANCE PROGRAM PRICE GRADES

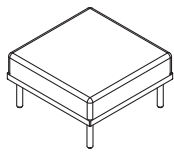
			A	B	C	D	E	F	G	H	I
			J	K	L	M	N	O	P	Q	R
N86PD1TLP	Nook, Left	\$	4796	5052	5252	5470	5708	5964	6164	6420	6686
			6933	7342	8159	8662	8928	9204	9460	9726	9973
N86PD1TRP	Nook, Right		4796	5052	5252	5470	5708	5964	6164	6420	6686
			6933	7342	8159	8662	8928	9204	9460	9726	9973

DIMENSIONS

Width	49½	Seat Width	27½	Arm Height	24½	Back Width	20½	Console Width	10	Weight	100
Depth	32	Seat Depth	20½	Arm Width	7	Back Height	14½	Console Height	20½	Cubic Ft.	44.5
Height	48	Seat Height	16½					Tablet Surface Height	27½		

- Legs shipped unattached for installment in the field
- Grommet cutout option CUT-G38C is available on all models. For grommet location, see line art for Console Tables on page 148
- Contrasting fabric option – specify X (i.e., N86PD1TLPX); see page 138. For list pricing, use your electronic specification tool or contact customer service

FREESTANDING BENCH



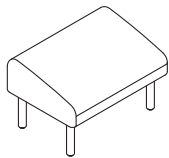
			A	B	C	D	E	F	G	H	I
			J	K	L	M	N	O	P	Q	R
N86BF1C	Center, Freestanding	\$	1560	1622	1670	1723	1780	1842	1891	1953	2017
			2077	2176	2374	2496	2560	2627	2689	2753	2813

DIMENSIONS

Width	30½	Weight	44
Depth	30	Cubic Ft.	9.6
Height	16½		

- Legs shipped unattached for installment in the field
- Contrasting fabric option – specify X (i.e., N86BF1CX); see page 138. For list pricing, use your electronic specification tool or contact customer service

OTTOMAN



			A	B	C	D	E	F	G	H	I
			J	K	L	M	N	O	P	Q	R
N86D1	Ottoman	\$	1189	1216	1237	1260	1285	1312	1333	1360	1388
			1414	1457	1543	1596	1624	1653	1680	1708	1734

DIMENSIONS

Width	26½	Weight	25
Depth	18½	Cubic Ft.	5.9
Height	16		

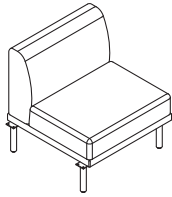
- Legs shipped unattached for installment in the field
- Contrasting fabric option – specify X (i.e., N86D1X); see page 138. For list pricing, use your electronic specification tool or contact customer service

TO ORDER, SPECIFY:

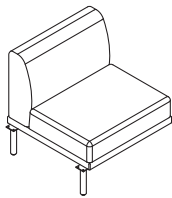
1. Model Number
2. Fabric Grade / Cover Number
3. Leg Material / Finish
4. Glide

- See page 137 for Eklund options
- See pages 150-151 for COM fabric yardage

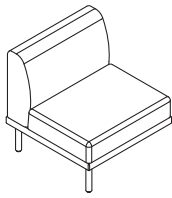
MODULAR SINGLE SEAT ARMLESS



Armless, Starter



Armless, Add-on



Armless, End

MODEL NO.

ALLIANCE PROGRAM PRICE GRADES

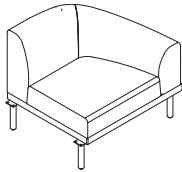
			A	B	C	D	E	F	G	H	I
			J	K	L	M	N	O	P	Q	R
N86LS1M	Armless, Starter	\$	2120	2206	2274	2347	2427	2514	2581	2667	2757
			2840	2978	3253	3422	3512	3605	3691	3781	3864
N86LA1M	Armless, Add-On		2016	2102	2170	2243	2323	2410	2477	2563	2653
			2736	2874	3149	3318	3408	3501	3587	3677	3760
N86LE1M	Armless, End		2016	2102	2170	2243	2323	2410	2477	2563	2653
			2736	2874	3149	3318	3408	3501	3587	3677	3760

DIMENSIONS

Width	29	Seat Width	29	Back Width	29	Weight	65
Depth	29	Seat Depth	22¼	Back Height	14½	Cubic Ft.	15.9
Height	30	Seat Height	16¼				

- When using ganging models, a "Starter" model must be used at the start of a run and an "End" model to end the run. "Add-on" models are used between the starter and end to add additional seats
- Ganging hardware is integrated within the leg design, shipped unattached
- Contrasting fabric option – specify X (i.e., N86LS1MX); see page 138. For list pricing, use your electronic specification tool or contact customer service

MODULAR SINGLE SEAT WITH ARM



Left Arm Starter

			A	B	C	D	E	F	G	H	I
			J	K	L	M	N	O	P	Q	R
N86LS1R	Right Arm, Starter	\$	2319	2400	2463	2532	2607	2688	2751	2832	2916
			2994	3123	3381	3540	3624	3711	3792	3876	3954
N86LE1R	Right Arm, End		2215	2296	2359	2428	2503	2584	2647	2728	2812
			2890	3019	3277	3436	3520	3607	3688	3772	3850
N86LS1L	Left Arm, Starter		2319	2400	2463	2532	2607	2688	2751	2832	2916
			2994	3123	3381	3540	3624	3711	3792	3876	3954
N86LE1L	Left Arm, End		2215	2296	2359	2428	2503	2584	2647	2728	2812
			2890	3019	3277	3436	3520	3607	3688	3772	3850

DIMENSIONS

Width	34½	Seat Width	27¼	Arm Height	24¼	Back Width	21½	Weight	83
Depth	30	Seat Depth	20¼	Arm Width	7	Back Height	14½	Cubic Ft.	18.5
Height	30	Seat Height	16¼						

- Ganging hardware is integrated within the leg design, shipped unattached
- Contrasting fabric option – specify X (i.e., N86LS1RX); see page 138. For list pricing, use your electronic specification tool or contact customer service


EKLUND

TO ORDER, SPECIFY:

1. Model Number
2. Fabric Grade / Cover Number
3. Leg Material / Finish
4. Glide

- See page 137 for Eklund options
- See pages 150-151 for COM fabric yardage

MODULAR CORNER



Corner Starter

MODEL NO.

ALLIANCE PROGRAM PRICE GRADES

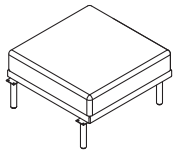
			A	B	C	D	E	F	G	H	I
			J	K	L	M	N	O	P	Q	R
N86LSCNM	Corner, Starter	\$	2794	2910	3000	3099	3206	3322	3413	3529	3649
			3761	3946	4316	4544	4664	4789	4905	5025	5137
N86LACNM	Corner, Add-On		2690	2806	2896	2995	3102	3218	3309	3425	3545
			3657	3842	4212	4440	4560	4685	4801	4921	5033
N86LECNM	Corner, End		2690	2806	2896	2995	3102	3218	3309	3425	3545
			3657	3842	4212	4440	4560	4685	4801	4921	5033

DIMENSIONS

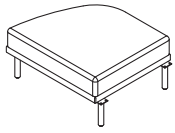
Width	66	Seat Width	56½	Back Width	56½	Weight	130
Depth	34½	Seat Depth	27¼	Back Height	14½	Cubic Ft.	39.5
Height	30	Seat Height	16¼				

- Ganging hardware is integrated within the leg design, shipped unattached
- Contrasting fabric option – specify X (i.e., N86LSCNMX); see page 138. For list pricing, use your electronic specification tool or contact customer service

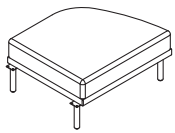
MODULAR BENCH



Center, Starter



Right, Starter



Left, Starter

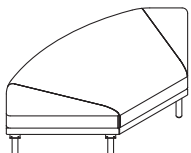
			A	B	C	D	E	F	G	H	I
			J	K	L	M	N	O	P	Q	R
N86BS1C	Center, Starter	\$	1456	1518	1566	1619	1676	1738	1787	1849	1913
			1973	2072	2270	2392	2456	2523	2585	2649	2709
N86BA1C	Center, Add-On		1352	1414	1462	1515	1572	1634	1683	1745	1809
			1869	1968	2166	2288	2352	2419	2481	2545	2605
N86BE1C	Center, End		1352	1414	1462	1515	1572	1634	1683	1745	1809
			1869	1968	2166	2288	2352	2419	2481	2545	2605
N86BS1R	Right, Starter		1447	1503	1547	1596	1648	1705	1749	1806	1864
			1919	2009	2190	2301	2360	2421	2478	2536	2591
N86BE1R	Right, End		1343	1399	1443	1492	1544	1601	1645	1702	1760
			1815	1905	2086	2197	2256	2317	2374	2432	2487
N86BS1L	Left, Starter		1447	1503	1547	1596	1648	1705	1749	1806	1864
			1919	2009	2190	2301	2360	2421	2478	2536	2591
N86BE1L	Left, End		1343	1399	1443	1492	1544	1601	1645	1702	1760
			1815	1905	2086	2197	2256	2317	2374	2432	2487

DIMENSIONS

Width - Center	30¼	Width - Left/Right	35½	Weight	44
Depth - Center	30	Depth - Left/Right	30	Cubic Ft. - Center	11
Height - Center	16¼	Height - Left/Right	16¼	Cubic Ft. - Left/Right	9.6

- Ganging hardware is integrated within the leg design, shipped unattached
- Contrasting fabric option – specify X (i.e., N86BS1CX); see page 138. For list pricing, use your electronic specification tool or contact customer service

MODULAR CORNER BENCH



Corner Starter

			A	B	C	D	E	F	G	H	I
			J	K	L	M	N	O	P	Q	R
N86BSCN	Corner, Starter	\$	1980	2045	2095	2150	2210	2275	2326	2390	2458
			2520	2623	2830	2957	3024	3094	3158	3226	3288
N86BACN	Corner, Add-On		1876	1941	1991	2046	2106	2171	2222	2286	2354
			2416	2519	2726	2853	2920	2990	3054	3122	3184
N86BECN	Corner, End		1876	1941	1991	2046	2106	2171	2222	2286	2354
			2416	2519	2726	2853	2920	2990	3054	3122	3184

DIMENSIONS

Width	67½	Weight	80
Depth	35¼	Cubic Ft.	22.4
Height	16¼		

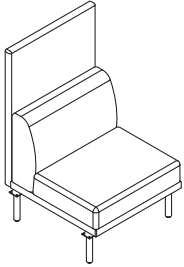
- Ganging hardware is integrated within the leg design, shipped unattached
- Contrasting fabric option – specify X (i.e., N86BSCNX); see page 138. For list pricing, use your electronic specification tool or contact customer service

TO ORDER, SPECIFY:

1. Model Number
2. Fabric Grade / Cover Number
3. Panel Bracket Paint
4. Leg Material / Finish
5. Glide

- See page 137 for Eklund options
- See pages 150-151 for COM fabric yardage

MODULAR SINGLE SEAT WITH PRIVACY



Armless Starter

MODEL NO.

ALLIANCE PROGRAM PRICE GRADES

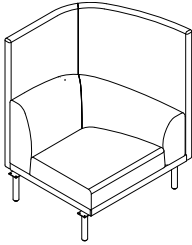
			A	B	C	D	E	F	G	H	I
			J	K	L	M	N	O	P	Q	R
N86LS1MP	Armless, Starter	\$	2748	2899	3017	3146	3286	3437	3554	3706	3862
			4008	4249	4730	5027	5184	5346	5498	5654	5800
N86LA1MP	Armless, Add-On		2644	2795	2913	3042	3182	3333	3450	3602	3758
			3904	4145	4626	4923	5080	5242	5394	5550	5696
N86LE1MP	Armless, End		2644	2795	2913	3042	3182	3333	3450	3602	3758
			3904	4145	4626	4923	5080	5242	5394	5550	5696

DIMENSIONS

Width	29	Seat Width	29	Back Width	29	Weight	85
Depth	32	Seat Depth	22½	Back Height	14½	Cubic Ft.	27.8
Height	48	Seat Height	16¼				

- Ganging hardware is integrated within the leg design, shipped unattached
- Contrasting fabric option – specify X (i.e., N86LS1MPX); see page 138. For list pricing, use your electronic specification tool or contact customer service

MODULAR SINGLE SEAT WITH ARM AND PRIVACY



Left Arm Starter

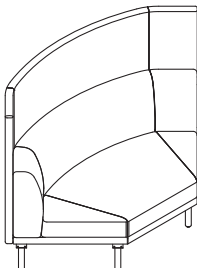
			A	B	C	D	E	F	G	H	I
			J	K	L	M	N	O	P	Q	R
N86LS1RP	Right Arm, Starter	\$	3015	3201	3346	3504	3677	3863	4008	4194	4388
			4567	4864	5457	5823	6016	6216	6402	6596	6775
N86LE1RP	Right Arm, End		2911	3097	3242	3400	3573	3759	3904	4090	4284
			4463	4760	5353	5719	5912	6112	6298	6492	6671
N86LS1LP	Left Arm, Starter		3015	3201	3346	3504	3677	3863	4008	4194	4388
			4567	4864	5457	5823	6016	6216	6402	6596	6775
N86LE1LP	Left Arm, End		2911	3097	3242	3400	3573	3759	3904	4090	4284
			4463	4760	5353	5719	5912	6112	6298	6492	6671

DIMENSIONS

Width	37	Seat Width	27¼	Arm Height	24¼	Back Width	21½	Weight	103
Depth	32	Seat Depth	20¼	Arm Width	7	Back Height	14¼	Cubic Ft.	34.2
Height	48	Seat Height	16¼						

- Ganging hardware is integrated within the leg design, shipped unattached
- Contrasting fabric option – specify X (i.e., N86LS1RPX); see page 138. For list pricing, use your electronic specification tool or contact customer service

MODULAR CORNER WITH PRIVACY



Corner Starter

			A	B	C	D	E	F	G	H	I
			J	K	L	M	N	O	P	Q	R
N86LSCNMP	Corner, Starter	\$	3878	4083	4243	4418	4608	4813	4972	5178	5390
			5588	5915	6568	6971	7184	7404	7610	7822	8020
N86LACNMP	Corner, Add-On		3774	3979	4139	4314	4504	4709	4868	5074	5286
			5484	5811	6464	6867	7080	7300	7506	7718	7916
N86LECNMP	Corner, End		3774	3979	4139	4314	4504	4709	4868	5074	5286
			5484	5811	6464	6867	7080	7300	7506	7718	7916

DIMENSIONS

Width	69½	Seat Width	56½	Back Width	56½	Weight	130
Depth	37	Seat Depth	27¼	Back Height	14½	Cubic Ft.	79.8
Height	48	Seat Height	16¼				

- Ganging hardware is integrated within the leg design, shipped unattached
- Contrasting fabric option – specify X (i.e., N86LSCNMPX); see page 138. For list pricing, use your electronic specification tool or contact customer service

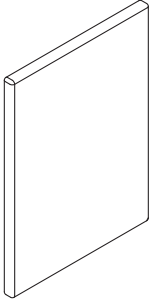
EKLUND

TO ORDER, SPECIFY:

1. Model Number
2. Fabric Grade / Cover Number
3. Panel Bracket Paint Color
4. Leg Material / Finish (if applicable)
5. Glide (if applicable)

- See page 137 for Eklund options
- See pages 150-151 for COM fabric yardage

MODULAR PRIVACY PANEL



MODEL NO.

ALLIANCE PROGRAM PRICE GRADES

			A	B	C	D	E	F	G	H	I
			J	K	L	M	N	O	P	Q	R
N86PVS	Spanner Panel	\$	945	1012	1065	1122	1185	1252	1305	1372	1442
			1507	1615	1830	1962	2032	2105	2172	2242	2307
N86PVE	Extension Panel		1049	1116	1169	1226	1289	1356	1409	1476	1546
			1611	1719	1934	2066	2136	2209	2276	2346	2411

DIMENSIONS

Width	35¼	Weight	45
Depth	2½	Cubic Ft.	2.9
Height - Spanner	40		
Height - Extension	48		

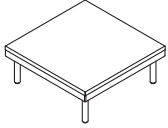
- Spanner panels are supported by the privacy panels of lounge units on either side with four panel connection brackets, installed in field
- Extension panels are supported by the privacy panel of an adjacent lounge model on one side and an included leg on the free end
- Spanner and Extension panels cannot be attached to each other in any variation
- Due to spanner and extension panel attachment, they cannot be added onto lounge units without privacy, or onto benches or tables
- Panels extend the privacy panels of privacy lounge units, therefore, cannot be used on the end of a unit (perpendicular to existing privacy)
- Contrasting fabric option – specify X (i.e., N86PVEX); see page 138. For list pricing, use your electronic specification tool or contact customer service

TO ORDER, SPECIFY:

1. Model Number
2. Laminate / Solid Surface Color
3. Fabric Grade / Cover Number
4. Leg Material / Finish
5. Glide

- See page 137 for Eklund options
- See pages 150-151 for COM fabric yardage

SQUARE END TABLES



Freestanding End Table

MODEL NO.

ALLIANCE PROGRAM PRICE GRADES

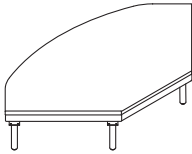
		A	B	C	D	E	F	G	H	I
		J	K	L	M	N	O	P	Q	R
N86T2929ENL	Freestanding, Laminate	\$ 1280	1298	1313	1329	1347	1366	1380	1399	1419
		1437	1467	1527	1564	1584	1604	1623	1643	1661
N86T2929ENS	Freestanding, Solid Surface, Grade A	2216	2234	2249	2265	2283	2302	2316	2335	2355
		2373	2403	2463	2500	2520	2540	2559	2579	2597
N86TS29EL	Starter, Laminate	1176	1194	1209	1225	1243	1262	1276	1295	1315
		1333	1363	1423	1460	1480	1500	1519	1539	1557
N86TS29ES	Starter, Solid Surface, Grade A	2060	2078	2093	2109	2127	2146	2160	2179	2199
		2217	2247	2307	2344	2364	2384	2403	2423	2441
N86TA29EL	Add-On, Laminate	1176	1194	1209	1225	1243	1262	1276	1295	1315
		1333	1363	1423	1460	1480	1500	1519	1539	1557
N86TA29ES	Add-On, Solid Surface, Grade A	1956	1974	1989	2005	2023	2042	2056	2075	2095
		2113	2143	2203	2240	2260	2280	2299	2319	2337
N86TE29EL	End, Laminate	1176	1194	1209	1225	1243	1262	1276	1295	1315
		1333	1363	1423	1460	1480	1500	1519	1539	1557
N86TE29ES	End, Solid Surface, Grade A	1956	1974	1989	2005	2023	2042	2056	2075	2095
		2113	2143	2203	2240	2260	2280	2299	2319	2337

DIMENSIONS

Width	29	Weight - Laminate	75
Depth	29	Weight - Solid Surface	85
Height	11½	Cubic Ft.	5.3

- For Solid Surface Grades B and C list pricing, use your electronic specification tool or contact customer service
- Legs shipped unattached for installment in the field
- Ganging hardware is integrated within the leg design, shipped unattached (if applicable)

CORNER TABLES



Starter Corner

		A	B	C	D	E	F	G	H	I
		J	K	L	M	N	O	P	Q	R
N86TS10NL	Starter, Laminate	\$ 1890	1901	1909	1918	1928	1939	1948	1958	1970
		1980	1997	2032	2053	2064	2076	2086	2098	2108
N86TS10NS	Starter, Solid Surface, Grade A	3034	3045	3053	3062	3072	3083	3092	3102	3114
		3124	3141	3176	3197	3208	3220	3230	3242	3252
N86TA10NL	Add-On, Laminate	1786	1797	1805	1814	1824	1835	1844	1854	1866
		1876	1893	1928	1949	1960	1972	1982	1994	2004
N86TA10NS	Add-On, Solid Surface, Grade A	2930	2941	2949	2958	2968	2979	2988	2998	3010
		3020	3037	3072	3093	3104	3116	3126	3138	3148
N86TE10NL	End, Laminate	1786	1797	1805	1814	1824	1835	1844	1854	1866
		1876	1893	1928	1949	1960	1972	1982	1994	2004
N86TE10NS	End, Solid Surface, Grade A	2930	2941	2949	2958	2968	2979	2988	2998	3010
		3020	3037	3072	3093	3104	3116	3126	3138	3148

DIMENSIONS

Width	65¼	Weight - Laminate	100
Depth	34¼	Weight - Solid Surface	130
Height	11½	Cubic Ft.	12.8

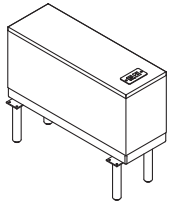
- For Solid Surface Grades B and C list pricing, use your electronic specification tool or contact customer service
- Ganging hardware is integrated within the leg design, shipped unattached

TO ORDER, SPECIFY:

1. Model Number
2. Tablet Arm Laminate (if applicable)
3. Laminate / Solid Surface Color
4. Fabric Grade / Cover Number
5. Grommet (if applicable)
6. Leg Material / Finish
7. Glide

- See page 137 for Eklund options
- See pages 150-151 for COM fabric yardage

CONSOLE TABLES



Starter Console Table, Grommet

MODEL NO.

ALLIANCE PROGRAM PRICE GRADES

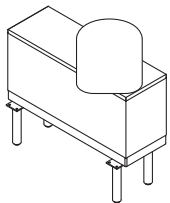
		A	B	C	D	E	F	G	H	I
		J	K	L	M	N	O	P	Q	R
N86TS10CL	Starter, Laminate	\$ 1266	1277	1285	1294	1304	1315	1324	1334	1346
		1356	1373	1408	1429	1440	1452	1462	1474	1484
N86TS10CS	Starter, Solid Surface, Grade A	1786	1797	1805	1814	1824	1835	1844	1854	1866
		1876	1893	1928	1949	1960	1972	1982	1994	2004
N86TA10CL	Add-On, Laminate	1162	1173	1181	1190	1200	1211	1220	1230	1242
		1252	1269	1304	1325	1336	1348	1358	1370	1380
N86TA10CS	Add-On, Solid Surface, Grade A	1682	1693	1701	1710	1720	1731	1740	1750	1762
		1772	1789	1824	1845	1856	1868	1878	1890	1900
N86TE10CL	End, Laminate	1162	1173	1181	1190	1200	1211	1220	1230	1242
		1252	1269	1304	1325	1336	1348	1358	1370	1380
N86TE10CS	End, Solid Surface, Grade A	1682	1693	1701	1710	1720	1731	1740	1750	1762
		1772	1789	1824	1845	1856	1868	1878	1890	1900

DIMENSIONS

Width	10	Weight - Laminate	50
Depth	29	Weight - Solid Surface	60
Height	20¾	Cubic Ft.	5.3

- For Solid Surface Grades B and C list pricing, use your electronic specification tool or contact customer service
- Solid surface models feature laminate vertical panels
- Ganging hardware is integrated within the leg design, shipped unattached
- Grommet cutout option CUT-G38C is available on laminate models

TABLET CONSOLE TABLES



Left Starter Tablet Console Table

		A	B	C	D	E	F	G	H	I
		J	K	L	M	N	O	P	Q	R
N86TS10CTLL	Starter, Laminate, Left	\$ 1474	1485	1493	1502	1512	1523	1532	1542	1554
		1564	1581	1616	1637	1648	1660	1670	1682	1692
N86TS10CTRL	Starter, Laminate, Right	1474	1485	1493	1502	1512	1523	1532	1542	1554
		1564	1581	1616	1637	1648	1660	1670	1682	1692
N86TA10CTLL	Add-On, Laminate, Left	1370	1381	1389	1398	1408	1419	1428	1438	1450
		1460	1477	1512	1533	1544	1556	1566	1578	1588
N86TA10CTRL	Add-On, Laminate, Right	1370	1381	1389	1398	1408	1419	1428	1438	1450
		1460	1477	1512	1533	1544	1556	1566	1578	1588
N86TE10CTLL	End, Laminate, Left	1370	1381	1389	1398	1408	1419	1428	1438	1450
		1460	1477	1512	1533	1544	1556	1566	1578	1588
N86TE10CTRL	End, Laminate, Right	1370	1381	1389	1398	1408	1419	1428	1438	1450
		1460	1477	1512	1533	1544	1556	1566	1578	1588

DIMENSIONS

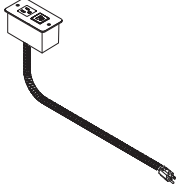
Width	10	Tablet Surface Height	27¾	Weight	70
Depth	28¾			Cubic Ft.	4.9
Height	20¾				

- Tablet support column is always black
- Ganging hardware is integrated within the leg design, shipped unattached
- Grommet cutout option CUT-G38C is available on all models. For grommet location, see line art for Console Tables

TO ORDER, SPECIFY:

1. Model Number

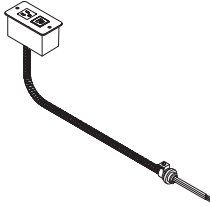
POWER/USB GROMMET - PLUGGED



MODEL NO.		LIST PRICE	CARTONED WEIGHT	CUBIC FEET
NACG38AELPGB	Black	\$ 385	1.5 lbs.	0.3
NACG38AELPGS	Silver	385	1.5 lbs.	0.3
NACG38AELPGW	White	385	1.5 lbs.	0.3

- Features 1 power outlet and 1 USB (A+C) combo ports
- Includes black 108" long 3-prong power cord
- Power outlet provides 15 amps

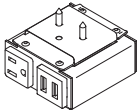
POWER/USB GROMMET HARDWIRE



NACG38AELHCB	Hardwire, Black	\$ 464	1.75 lbs.	0.3
NACG38AELHCS	Hardwire, Silver	464	1.75 lbs.	0.3
NACG38AELHCW	Hardwire, White	464	1.75 lbs.	0.3

- Features 1 power outlet and 1 USB (A+C) combo ports
- Metal conduit hardwire is 108" long
- Power outlet provides 15 amps

UNDERMOUNT USB POWER UNIT



NAC03ELUPDC	Black only	\$ 287	2 lbs.	0.3
-------------	------------	--------	--------	-----

DIMENSIONS

Width	3
Depth	3
Height	1½

- Can be mounted to the underside of any flat surface
- Features 1 power outlet and 2 USB (A) ports
- 72" 15 amp cord

COM YARDAGE REQUIREMENTS

COM YARDAGE REQUIREMENTS (54" WIDTH – CUT UP THE ROLL)

MODEL	RAILROADED Contact customer service 800-634-9510 for ydg requirements	NON DIRECTIONAL OR SOLID	1"-4" REPEAT	5"-11" REPEAT	12"-18" REPEAT	COL SQUARE FEET
			4" VERTICAL X 4" HORIZONTAL	11" VERTICAL X 11" HORIZONTAL	18" VERTICAL X 18" HORIZONTAL	
N86BA1C, N86BE1C, N86BF1C, N86BS1C		2.30	2.90	3.70	5.00	45.94
N86BA1CX, N86BE1CX, N86BF1CX, N86BS1CX	Accent Seat	0.70 1.70	1.10 2.10	1.60 2.40	2.60 3.00	13.84 33.76
N86BACN, N86BECN, N86BSCN		2.40	3.90	5.60	9.00	48.15
N86BACNX, N86BECNX, N86BSCNX	Accent Seat	0.80 1.90	1.50 2.90	2.20 3.80	3.60 6.00	15.5 37.63
N86BE1L, N86BE1R, N86BS1L, N86BS1R		2.10	2.50	3.70	5.00	40.95
N86BE1LX, N86BE1RX, N86BS1LX, N86BS1RX	Accent Seat	0.80 1.50	1.00 2.00	1.60 2.40	2.60 3.00	14.94 30.44
N86D1		1.00	1.00	1.70	2.70	19.92
N86LA1M, N86LE1M, N86LF1M, N86LS1M		3.20	4.00	5.30	6.00	64.2
N86LA1MX, N86LE1MX, N86LF1MX, N86LS1MX	Accent Seat Back Extreme	0.70 1.30 0.80 0.70	0.60 1.80 1.00 0.90	1.60 2.20 2.10 1.20	2.60 2.60 2.20 1.30	13.84 24.9 16.6 14.39
N86LA1MP, N86LE1MP, N86LF1MP, N86LS1MP		5.60	6.40	7.70	9.00	111.79
N86LA1MPX, N86LE1MPX, N86LF1MPX, N86LS1MPX	Accent Seat Back Extreme Back Accent	0.70 1.30 1.50 1.30 1.30	1.10 1.80 1.70 1.60 1.50	1.60 2.20 2.20 2.70 1.50	2.60 2.60 2.80 2.50 2.10	13.84 25.46 29.33 26.57 24.9
N86LACNM, N86LECNM, N86LSCNM		4.30	5.60	10.20	12.60	86.34
N86LACNMX, N86LECNMX, N86LSCNMX	Accent Seat Back Extreme	0.80 1.40 1.80 1.40	1.30 1.90 2.10 1.60	2.20 2.80 3.10 3.00	3.60 4.10 3.40 3.20	15.5 27.67 36.53 27.12
N86LACNMP, N86LECNMP, N86LSCNMP		7.60	9.90	16.40	19.00	152.2
N86LACNMPX, N86LECNMPX, N86LSCNMPX	Accent Seat Back Extreme Back Accent	0.60 1.40 2.00 2.70 2.40	0.90 1.90 2.60 3.00 2.70	1.30 2.80 4.10 4.90 4.00	2.10 4.00 5.90 6.60 5.00	11.62 27.67 39.29 53.13 48.15
N86LE1L, N86LE1R, N86LS1L, N86LS1R		3.00	4.70	6.20	6.60	59.77
N86LE1LX, N86LE1RX, N86LS1LX, N86LS1RX	Accent Seat Back Extreme	0.80 1.10 1.40 1.20	1.10 1.30 1.70 1.40	1.60 1.70 2.20 1.80	2.60 2.10 2.40 2.10	14.94 21.58 27.67 23.8
N86LE1LP, N86LE1RP, N86LS1LP, N86LS1RP		6.90	8.90	10.40	14.00	137.25
N86LE1LPX, N86LE1RPX, N86LS1LPX, N86LS1RPX	Accent Seat Back Extreme Back Accent	0.40 1.10 1.60 2.60 2.40	0.60 1.40 2.30 3.00 2.70	1.00 1.90 2.80 3.40 2.80	1.60 2.10 3.20 4.50 3.60	8.3 21.58 32.65 52.02 48.15
N86LF1A, N86RK1A		3.60	5.50	7.40	8.00	71.95
N86LF1AX, N86RK1AX	Accent Seat Back Extreme	0.70 1.20 1.60 1.60	1.10 1.50 1.90 1.90	1.60 1.90 2.40 2.40	2.60 2.30 3.20 2.70	13.84 23.24 32.1 32.65
N86LF1AP, N86RK1AP		9.30	11.40	13.00	15.60	184.29

COM YARDAGE REQUIREMENTS

COM YARDAGE REQUIREMENTS (54" WIDTH – CUT UP THE ROLL)

MODEL	RAILROADED Contact customer service 800-634-9510 for ydg requirements	NON DIRECTIONAL OR SOLID	1"-4" REPEAT	5"-11" REPEAT	12"-18" REPEAT	COL SQUARE FEET
			4" VERTICAL X 4" HORIZONTAL	11" VERTICAL X 11" HORIZONTAL	18" VERTICAL X 18" HORIZONTAL	
N86LF1APX, N86RK1APX	Accent	0.30	0.40	0.70	1.10	4.98
	Seat	1.20	1.50	1.90	2.30	23.24
	Back	1.90	2.70	3.30	4.20	38.19
	Extreme	3.90	4.40	4.90	6.60	78.03
	Back Accent	3.60	3.90	4.00	5.00	71.39
N86LF2A		5.20	8.40	9.90	13.00	103.49
N86LF2AX	Accent	1.00	1.50	2.20	3.60	19.37
	Seat	1.70	2.30	2.80	3.10	33.76
	Back	2.10	2.90	4.00	4.40	41.51
	Extreme	2.20	2.70	3.30	4.00	43.72
N86LF2AP		12.60	16.20	18.30	21.90	251.81
N86LF2APX	Accent	0.40	0.60	1.00	1.60	7.75
	Seat	1.70	2.30	2.80	3.10	33.76
	Back	2.40	3.70	5.20	5.50	47.6
	Extreme	5.10	5.70	6.40	8.50	101.83
	Back Accent	4.80	5.20	5.20	6.60	94.64
N86LF3A		7.70	11.00	13.20	17.00	152.75
N86LF3AX	Accent	1.30	2.00	2.80	4.60	25.46
	Seat	2.20	3.20	4.00	4.60	44.28
	Back	2.50	3.70	4.30	5.40	50.36
	Extreme	2.80	3.30	3.90	5.10	55.34
N86LF3AP		17.00	21.90	23.80	29.00	339.26
N86LF3APX	Accent	0.50	0.90	1.30	2.10	10.52
	Seat	2.20	3.20	4.00	4.60	44.28
	Back	3.00	4.80	5.90	7.40	60.32
	Extreme	6.30	7.00	7.90	10.00	126.18
	Back Accent	5.90	6.40	6.40	8.00	117.88
N86PD1TLP, N86PD1TRP		9.50	11.00	12.90	18.60	189.28
N86PD1TLPX, N86PD1TRPX	Accent	0.40	0.60	1.00	1.60	7.75
	Seat	1.10	1.40	1.90	2.10	22.14
	Back	1.60	2.40	2.80	3.20	32.65
	Extreme	3.90	4.40	5.50	9.00	76.93
	Back Accent	3.60	3.90	4.00	5.00	71.95
N86PVE, N86PVS		2.50	2.80	3.00	4.00	49.81
N86PVEX, N86PVSX	Back Accent	1.30	1.50	1.50	2.00	24.9
	Extreme	1.30	1.60	2.70	2.50	26.57
N86T2929ENL, N86T2929ENS, N86TA29EL, N86TA29ES, N86TE29EL, N86TE29ES, N86TS29EL, N86TS29ES		0.70	1.00	1.60	2.60	13.84
N86TA10CL, N86TA10CS, N86TA10CTL, N86TA10CTRL, N86TE10CL, N86TE10CS, N86TE10CTL, N86TE10CTRL, N86TS10CL, N86TS10CS, N86TS10CTL, N86TS10CTRL		0.40	0.60	1.00	2.00	8.3
N86TA10NL, N86TA10NS, N86TE10NL, N86TE10NS, N86TS10NL, N86TS10NS		0.80	1.50	2.20	3.60	15.5

