
Eklund

Product Specifications	136
Fabrics and Options	137
Contrasting Fabrics Specifications	138
Product Pages	139
COM Yardage Requirements	150

EKLUND PRODUCT SPECIFICATIONS

FRAME CONSTRUCTION

- Interior frame is constructed of oriented strand board with tenon joints that are glued and stapled for maximum joint stability
- Frames and table platforms are wrapped in high grade polyurethane foam and upholstered

SEAT CONSTRUCTION

- Seat cushions are attached and feature 7" high grade polyurethane foam placed on a plywood panel

BACK & ARM CONSTRUCTION

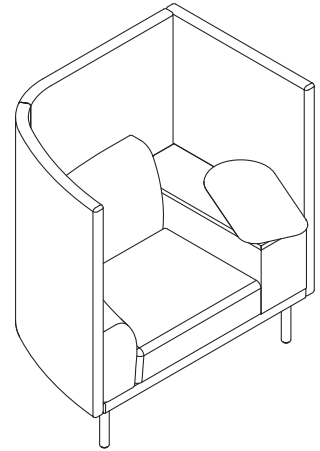
- Back and arms consist of 4" high grade polyurethane foam which is custom shaped, stretched over web sheet, and attached to frame

PRIVACY PANEL CONSTRUCTION

- Wrapped in high grade polyurethane foam and shipped attached to lounge unit
- Modular units come with panel brackets which are installed in-field and ensure panel to panel alignment

UPHOLSTERY DETAIL

- Due to dimensional design of the back, horizontal stripes and large patterns are not recommended, as they will appear distorted or wavy
- Contrasting fabric available on all models, except tables
- Accent upholstery present on all tables



TABLES

- Laminate surfaces are 1 $\frac{3}{16}$ " thick HPL (high pressure laminate) and feature standard 3mm PVC edge
- Solid surfaces are 1 $\frac{3}{16}$ " thick and feature a flat rim profile

CONSOLE TABLES

- Constructed of $\frac{3}{4}$ " TFL (thermally fused laminate) with a 0.5mm self-edge top panel
- Solid surface models feature TFL vertical panels. Solid surface tops are 1" thick

TABLET

- 1" thick reversed half-bullnose profile laminate with clear-coated exposed plywood core
- Allows for 90° swivel and writing surface of 11.5"W x 22.5"L
- Attached to the frame with a $\frac{3}{4}$ " steel base plate with machine screws into threaded inserts
- Tablet height is 27 $\frac{1}{2}$ " from floor to top of tablet surface
- Tablet support column is made of steel and always black

ROCKER

- Solid Beech runners are attached to a welded and powder coated steel frame

LEGS

- 8" tall, 1 $\frac{1}{2}$ " inch diameter steel tube powder coated with adjustable glide
- Tapered wood leg is solid Beech and comes in multiple finish options with adjustable glide
- Ships unattached for installation in the field
- Starter models come with 2 standard legs and 2 ganging legs, add-ons come with 2 ganging legs, and end models come with 2 standard legs only. Unique hardware kits are shipped for proper attachment

GLIDES

- Features 1" adjustable nylon leveling glides
- Soft/non-skid 1" adjustable glides are available for an additional upcharge

FINISH


- Features a catalyzed top coat that resists denting, peeling, and reactions to chemicals
- Can be cleaned with a damp cloth
- When specifying Brighton, Natural, and Sonoma finish, variation in color is acceptable due to the nature of wood characteristics

POWER & USB GROMMET

- Integrated power grommet available in nook and modular console tables
- UL Listed
- Hardwire and plug solutions available
- Features 1 power outlet and 1 USB A+C combo ports
- Grommet available in black, silver, and white
- Field installable when CUT-G38 is specified
- Tamper resistant and spill proof

POWER & USB GROMMET - UNDERMOUNT

- UL Listed
- Features 1 power outlet and 2 USB (A) ports
- Only available in black
- Field installable, unit can be placed on the underside of any flat surface



SURFACE MATERIALS

See the Kimball Hospitality Surface Materials Reference Guide at kimballhospitality.com for a complete overview of our materials program, including:

- Characteristics of wood
- Special wood finishes
- Customer-specified laminate (CSL)
- Customer-specified paint (CSP)
- Fabric application and colorways
- Customer's own material (COM) process overview
- Alliance program

ALLIANCE FABRIC PROGRAM

Kimball Hospitality has analyzed each model to most accurately reflect the COM/COL yardage requirements shown on page 150.

The yardage requirement for each model is based on 54" W fabric and cutting the fabric up the roll.

If repeat is larger than 18", contact Customer Service to confirm the correct amount of yardage required. When ordering 10 or more chairs in the same COM, yardage requirements may be reduced.

Contact Customer Service.

PRICE GRADES A-R

See Surface Materials at www.kimballhospitality.com for a wide variety of graded-in fabrics from Arc-Com, CF Stinson, Designtex, Maharam, Momentum, and Ultrafabrics.

FABRIC SAMPLES

If you need samples for presentation(s), contact our alliance partners directly at:

Arc-Com	800.223.5466	arc-com.com
Designtex	800.221.1540	designtex.com
CF Stinson	800.841.6279	cfstinson.com
Maharam	800.645.3943	maharam.com
Momentum	800.366.6839	memosamples.com
Ultrafabrics	877.309.6648	ultrafabricsllc.com

PAINT COLORS

METAL LEG AND PANEL BRACKET

- 103 Chive*
- 105 Spinach Green**
- 106 Cloud Blue**
- 107 Dark Blue**
- 111 Apricot Orange**
- 112 Tango Red**
- 113 Golden Rod**
- 405 Designer White
- 419 Wallaby*
- 420 Sandstone*
- 423 Concrete*
- 425 Shadow*
- 440 Cloud*
- 450 Fog*
- 460 Storm*
- 461 Graphite*
- 462 Cinder
- 463 Iron*
- 488 Frosty White*
- 501 Platinum Metallic
- 503 Satin Nickel Metallic

- *Extended lead time
- **10% list upcharge and four week lead time
- The following paint colors will receive black screws (where applicable) Cinder, Chive, Spinach Green, Dark Blue, Tango Red, Shadow, Graphite, Satin Nickel Metallic, Concrete, and Iron
- The following paint colors will receive silver screws (where applicable) Platinum Metallic, Cloud Blue, Apricot Orange, Golden Rod, Designer White, Wallaby, Sandstone, Cloud, Fog, Storm, and Frosty White

LEG FINISH COLORS

WAC Autumn	WPB Portobello
WAD Almond	WPT Portico
WCL Caramel	WSK Skyline
WCW Cordovan	WSM Sonoma
WDN Judicial	WTF Truffle
WHN Honey	W405 Designer White
WIM Brighton	W462 Cinder
WMC Amber	W792 Sable
WMH Mocha	W793 Acorn
WNM Natural	

LAMINATE COLORS

WOODGRAIN LAMINATE

- AC2 Autumn 2
- AD Almond**
- CL Caramel
- CW Cordovan
- DW Judicial
- HN2 Honey 2
- IM Brighton
- MC Amber
- MH Mocha
- NM Natural
- PB Portobello
- PT Portico
- SK Skyline
- SM Sonoma
- TF Truffle
- 792 Sable
- 793 Acorn*

SOLID LAMINATE

- 405 Designer White
- 419 Wallaby
- 425 Shadow
- 440 Cloud
- 461 Graphite
- 462 Cinder
- 478 Platinum Grey
- 488 Frosty White
- 491 Designer White Linear
- 492 Cinder Linear

- *Acorn is the laminate complement to Clear Walnut finish
- **Almond is the leg finish complement to Clear Walnut finish

SOLID SURFACE TOP OPTIONS

- 7101 Bisque (Grade A)
- 7201 Glacier White (Grade A)
- 7202 Canyon (Grade B)
- 7203 Designer White (Grade B)
- 7204 Silt (Grade B)
- 7301 Concrete (Grade C)
- 7302 Deep Night Sky (Grade C)
- 7303 Deep Nocturne (Grade C)

GALLERY LAMINATE

- Grade 1 – 5% upcharge
- G1001 Citadel
- G1011 Pepperdust
- Grade 2 – 6% upcharge
- G1002 Planked Raw Oak
- G1003 Evening Notte
- G1004 Kirsche
- G1005 Midnight Run
- G1006 Sepia Walnut
- G1007 Serotina
- G1008 Timeless
- G1009 White Nebbia
- G1012 Phantom Ecru

See page 20 for Gallery program details and upcharges

GLIDES

- STD Standard
- C66 Soft (add \$32 list)

POWER/USB GROMMET CUTOUT OPTIONS - NOOK/CONSOLE

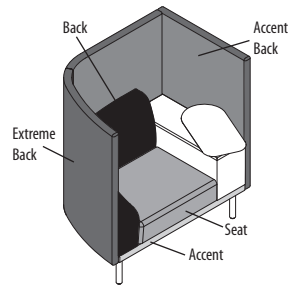
(\$25 list upcharge per location)
 CUT-G38C G38 Cutout
 X No Grommet
 Grommets sold separately; reference page 149 for model numbers and pricing

TO ORDER CONTRASTING FABRIC, SPECIFY

EKLUND

Freestanding Lounge with Privacy pages 139-142 Modular Lounge with Privacy page 145

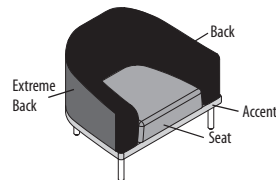
1. Model Number plus "X"
2. Back Fabric Grade Number/Cover Number
3. Back Accent Fabric Grade Number/Cover Number
4. Extreme Back Fabric Grade Number/Cover Number
5. Seat Fabric Grade Number/Cover Number
6. Accent Fabric Grade Number/Cover Number
7. Grommet (when applicable)
8. Tablet Arm Laminate (when applicable)
9. Laminate Color (when applicable)
10. Panel Bracket Paint (when applicable)
11. Leg Material/Finish
12. Glides



Contrasting Upholstery

Freestanding Lounge without Privacy pages 139-141 Modular Lounge without Privacy page 143

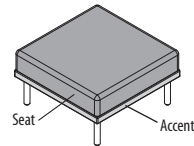
1. Model Number plus "X"
2. Back Fabric Grade Number/Cover Number
3. Extreme Back Fabric Grade Number/Cover Number
4. Seat Fabric Grade Number/Cover Number
5. Accent Fabric Grade Number/Cover Number
6. Leg Material/Finish
7. Glides



Contrasting Upholstery

Freestanding Bench page 142 Freestanding Ottoman page 142 Modular Bench page 144

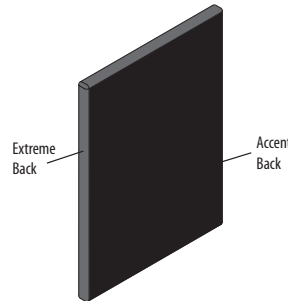
1. Model Number plus "X"
2. Seat Fabric Grade Number/Cover Number
3. Accent Fabric Grade Number/Cover Number
4. Leg Material/Finish
5. Glides



Contrasting Upholstery

Spanner and Extension Panels page 146

1. Model Number plus "X"
2. Extreme Back Fabric Grade Number/Cover Number
3. Back Accent Fabric Grade Number/Cover Number
4. Leg Material/Finish
5. Glides



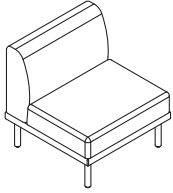
Contrasting Upholstery

TO ORDER, SPECIFY:

1. Model Number
2. Fabric Grade / Cover Number
3. Leg Material / Finish
4. Glide

- See page 137 for Eklund options
- See pages 150-151 for COM fabric yardage

FREESTANDING SINGLE SEAT ARMLESS



MODEL NO.

ALLIANCE PROGRAM PRICE GRADES

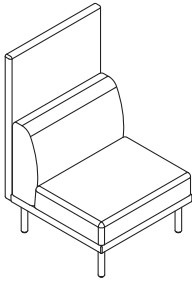
		ALLIANCE PROGRAM PRICE GRADES									
		A	B	C	D	E	F	G	H	I	
		J	K	L	M	N	O	P	Q	R	
N86LF1M	Single Seat, Armless	\$ 2389	2482	2553	2629	2713	2802	2873	2965	3058	
		3148	3292	3580	3759	3852	3948	4041	4133	4223	

DIMENSIONS

Width	29	Seat Width	29	Back Width	29	Weight	65
Depth	29	Seat Depth	22¼	Back Height	14½	Cubic Ft.	15.9
Height	30	Seat Height	16¼				

- Legs shipped unattached for installment in the field
- Contrasting fabric option – specify X (i.e., N86LF1MX); see page 138. For list pricing, use your electronic specification tool or contact customer service

FREESTANDING SINGLE SEAT ARMLESS WITH PRIVACY



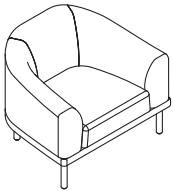
		A	B	C	D	E	F	G	H	I
		J	K	L	M	N	O	P	Q	R
N86LF1MP	Single Seat, Armless	\$ 2993	3156	3279	3413	3559	3716	3839	4001	4164
		4320	4572	5076	5390	5552	5720	5883	6045	6202

DIMENSIONS

Width	29	Seat Width	29	Back Width	29	Weight	85
Depth	32	Seat Depth	22¼	Back Height	14¼	Cubic Ft.	27.8
Height	48	Seat Height	16¼				

- Legs shipped unattached for installment in the field
- Contrasting fabric option – specify X (i.e., N86LF1MPX); see page 138. For list pricing, use your electronic specification tool or contact customer service

FREESTANDING SINGLE SEAT WITH ARMS



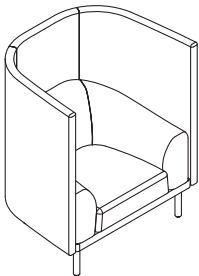
		A	B	C	D	E	F	G	H	I
		J	K	L	M	N	O	P	Q	R
N86LF1A	Single Seat, Arms	\$ 2681	2786	2865	2951	3045	3146	3225	3329	3434
		3534	3696	4020	4222	4326	4434	4539	4643	4744

DIMENSIONS

Width	38½	Seat Width	24¼	Arm Height	24¼	Back Width	19	Weight	83
Depth	30¼	Seat Depth	20¼	Arm Width	7	Back Height	13¾	Cubic Ft.	20.7
Height	30	Seat Height	16¼						

- Legs shipped unattached for installment in the field
- Contrasting fabric option – specify X (i.e., N86LF1AX); see page 138. For list pricing, use your electronic specification tool or contact customer service

FREESTANDING SINGLE SEAT ARMS WITH PRIVACY



		A	B	C	D	E	F	G	H	I
		J	K	L	M	N	O	P	Q	R
N86LF1AP	Single Seat, Arms	\$ 3713	3983	4187	4411	4652	4913	5117	5387	5657
		5917	6336	7173	7694	7963	8242	8512	8782	9042

DIMENSIONS

Width	43	Seat Width	24¼	Arm Height	24¼	Back Width	19	Weight	103
Depth	32	Seat Depth	20¼	Arm Width	7	Back Height	13¾	Cubic Ft.	39.7
Height	48	Seat Height	16¼						

- Legs shipped unattached for installment in the field
- Contrasting fabric option – specify X (i.e., N86LF1APX); see page 138. For list pricing, use your electronic specification tool or contact customer service

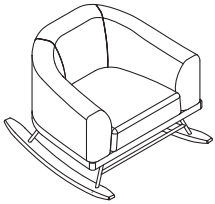
EKLUND

TO ORDER, SPECIFY:

1. Model Number
2. Fabric Grade / Cover Number
3. Metal Paint
4. Wood Finish

- See page 137 for Eklund options
- See pages 150-151 for COM fabric yardage

ROCKER



MODEL NO.

ALLIANCE PROGRAM PRICE GRADES

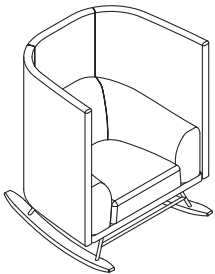
		A	B	C	D	E	F	G	H	I
		J	K	L	M	N	O	P	Q	R
N86RK1A	Rocker	\$ 3773	3878	3957	4043	4137	4238	4317	4421	4526
		4626	4788	5112	5314	5418	5526	5631	5735	5836

DIMENSIONS

Width	38½	Seat Width	24¼	Arm Height	24¼	Back Width	19	Weight	146
Depth	39¼	Seat Depth	20¾	Arm Width	7	Back Height	14½	Cubic Ft.	29.7
Height	30	Seat Height	16¼						

- Shipped fully assembled
- Contrasting fabric option – specify X (i.e., N86RK1AX); see page 138. For list pricing, use your electronic specification tool or contact customer service

ROCKER WITH PRIVACY



		A	B	C	D	E	F	G	H	I
		J	K	L	M	N	O	P	Q	R
N86RK1AP	Rocker	\$ 4805	5075	5279	5503	5744	6005	6209	6479	6749
		7009	7428	8265	8786	9055	9334	9604	9874	10134

DIMENSIONS

Width	43	Seat Width	24¼	Arm Height	24¼	Back Width	19	Weight	156
Depth	30¼	Seat Depth	20¾	Arm Width	7	Back Height	14½	Cubic Ft.	52.0
Height	48	Seat Height	16¼						


- Shipped fully assembled
- Contrasting fabric option – specify X (i.e., N86RK1APX); see page 138. For list pricing, use your electronic specification tool or contact customer service

TO ORDER, SPECIFY:

1. Model Number
2. Fabric Grade / Cover Number
3. Panel Bracket Paint Color (if applicable)
4. Leg Material / Finish
5. Glide

- See page 137 for Eklund options
- See pages 150-151 for COM fabric yardage

FREESTANDING TWO SEAT



MODEL NO.

ALLIANCE PROGRAM PRICE GRADES

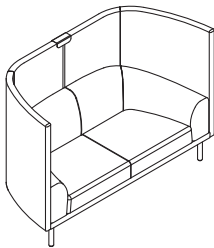
		ALLIANCE PROGRAM PRICE GRADES									
		A	B	C	D	E	F	G	H	I	
		J	K	L	M	N	O	P	Q	R	
N86LF2A	Two Seat	\$ 3848	3999	4114	4238	4374	4519	4634	4784	4935	
		5081	5315	5783	6074	6225	6381	6532	6682	6828	

DIMENSIONS

Width	68	Seat Width	54½	Arm Height	24¼	Back Width	38¾	Weight	150
Depth	30	Seat Depth	20¾	Arm Width	7	Back Height	14½	Cubic Ft.	36.0
Height	30	Seat Height	16½						

- Legs shipped unattached for installment in the field
- Contrasting fabric option – specify X (i.e., N86LF2AX); see page 138. For list pricing, use your electronic specification tool or contact customer service

FREESTANDING TWO SEAT WITH PRIVACY




		ALLIANCE PROGRAM PRICE GRADES									
		A	B	C	D	E	F	G	H	I	
		J	K	L	M	N	O	P	Q	R	
N86LF2AP	Two Seat	\$ 5178	5544	5821	6123	6451	6804	7081	7446	7812	
		8164	8731	9865	10571	10936	11314	11680	12045	12398	

DIMENSIONS

Width	73	Seat Width	54½	Arm Height	24¼	Back Width	38¾	Weight	170
Depth	32	Seat Depth	20¾	Arm Width	7	Back Height	14½	Cubic Ft.	66.5
Height	48	Seat Height	16½						

- Please specify panel bracket paint color
- Legs shipped unattached for installment in the field
- Contrasting fabric option – specify X (i.e., N86LF2APX); see page 138. For list pricing, use your electronic specification tool or contact customer service

FREESTANDING THREE SEAT



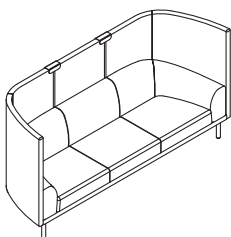
		ALLIANCE PROGRAM PRICE GRADES									
		A	B	C	D	E	F	G	H	I	
		J	K	L	M	N	O	P	Q	R	
N86LF3A	Three Seat	\$ 5058	5281	5451	5635	5836	6051	6221	6444	6667	
		6883	7229	7922	8354	8577	8808	9031	9254	9470	

DIMENSIONS

Width	94¼	Seat Width	81	Arm Height	24¼	Back Width	65	Weight	175
Depth	30	Seat Depth	20¾	Arm Width	7	Back Height	14½	Cubic Ft.	49.1
Height	30	Seat Height	16½						

- Legs shipped unattached for installment in the field
- Contrasting fabric option – specify X (i.e., N86LF3AX); see page 138. For list pricing, use your electronic specification tool or contact customer service

FREESTANDING THREE SEAT WITH PRIVACY



		ALLIANCE PROGRAM PRICE GRADES									
		A	B	C	D	E	F	G	H	I	
		J	K	L	M	N	O	P	Q	R	
N86LF3AP	Three Seat	\$ 6914	7407	7781	8189	8631	9107	9481	9974	10467	
		10943	11708	13238	14190	14683	15193	15686	16179	16655	

DIMENSIONS

Width	99½	Seat Width	81	Arm Height	24¼	Back Width	65	Weight	195
Depth	32	Seat Depth	20¾	Arm Width	7	Back Height	14½	Cubic Ft.	90.6
Height	48	Seat Height	16½						

- Please specify panel bracket paint color
- Legs shipped unattached for installment in the field
- Contrasting fabric option – specify X (i.e., N86LF3APX); see page 138. For list pricing, use your electronic specification tool or contact customer service

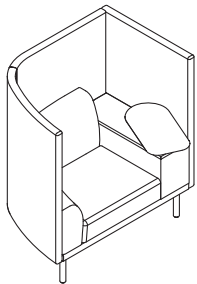
EKLUND

TO ORDER, SPECIFY:

1. Model Number
2. Fabric Grade / Cover Number
3. Grommet (applicable to Nook)
4. Tablet Arm Laminate Color (applicable to Nook)
5. Console Laminate Color (applicable to Nook)
6. Leg Material / Finish
7. Glide

- See page 137 for Eklund options
- See pages 150-151 for COM fabric yardage

FREESTANDING NOOK



Left Nook

MODEL NO.

ALLIANCE PROGRAM PRICE GRADES

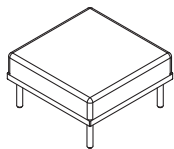
			A	B	C	D	E	F	G	H	I
			J	K	L	M	N	O	P	Q	R
N86PD1TLP	Nook, Left	\$	5033	5308	5517	5745	5992	6258	6467	6743	7018
			7284	7712	8567	9099	9374	9659	9935	10210	10476
N86PD1TRP	Nook, Right		5033	5308	5517	5745	5992	6258	6467	6743	7018
			7284	7712	8567	9099	9374	9659	9935	10210	10476

DIMENSIONS

Width	49¼	Seat Width	27¼	Arm Height	24¼	Back Width	20¼	Console Width	10	Weight	100
Depth	32	Seat Depth	20¼	Arm Width	7	Back Height	14¼	Console Height	20¼	Cubic Ft.	44.5
Height	48	Seat Height	16¼					Tablet Surface Height	27¼		

- Legs shipped unattached for installment in the field
- Grommet cutout option CUT-G38C is available on all models. For grommet location, see line art for Console Tables on page 148
- Contrasting fabric option – specify X (i.e., N86PD1TLPX); see page 138. For list pricing, use your electronic specification tool or contact customer service

FREESTANDING BENCH



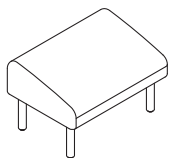
			A	B	C	D	E	F	G	H	I
			J	K	L	M	N	O	P	Q	R
N86BF1C	Center, Freestanding	\$	1637	1704	1754	1810	1869	1934	1984	2051	2118
			2182	2286	2493	2622	2688	2757	2824	2891	2955

DIMENSIONS

Width	30¼	Weight	44
Depth	30	Cubic Ft.	9.6
Height	16¼		

- Legs shipped unattached for installment in the field
- Contrasting fabric option – specify X (i.e., N86BF1CX); see page 138. For list pricing, use your electronic specification tool or contact customer service

OTTOMAN



			A	B	C	D	E	F	G	H	I
			J	K	L	M	N	O	P	Q	R
N86D1	Ottoman	\$	1248	1277	1299	1323	1349	1377	1399	1428	1457
			1485	1530	1620	1676	1705	1735	1764	1793	1821

DIMENSIONS

Width	26¼	Weight	25
Depth	18¼	Cubic Ft.	5.9
Height	16		

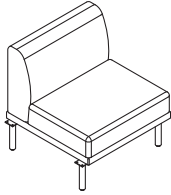
- Legs shipped unattached for installment in the field
- Contrasting fabric option – specify X (i.e., N86D1X); see page 138. For list pricing, use your electronic specification tool or contact customer service

TO ORDER, SPECIFY:

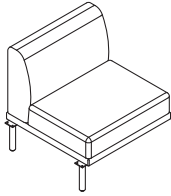
1. Model Number
2. Fabric Grade / Cover Number
3. Leg Material / Finish
4. Glide

- See page 137 for Eklund options
- See pages 150-151 for COM fabric yardage

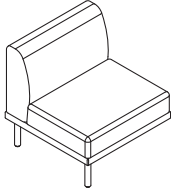
MODULAR SINGLE SEAT ARMLESS



Armless, Starter



Armless, Add-on



Armless, End

MODEL NO.

ALLIANCE PROGRAM PRICE GRADES

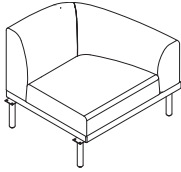
		A	B	C	D	E	F	G	H	I
		J	K	L	M	N	O	P	Q	R
N86LS1M	Armless, Starter	\$ 2225	2318	2389	2465	2549	2638	2709	2801	2894
		2984	3128	3416	3595	3688	3784	3877	3969	4059
N86LA1M	Armless, Add-On	2116	2209	2280	2356	2440	2529	2600	2692	2785
		2875	3019	3307	3486	3579	3675	3768	3860	3950
N86LE1M	Armless, End	2116	2209	2280	2356	2440	2529	2600	2692	2785
		2875	3019	3307	3486	3579	3675	3768	3860	3950

DIMENSIONS

Width	29	Seat Width	29	Back Width	29	Weight	65
Depth	29	Seat Depth	22¼	Back Height	14½	Cubic Ft.	15.9
Height	30	Seat Height	16¼				

- When using ganging models, a "Starter" model must be used at the start of a run and an "End" model to end the run. "Add-on" models are used between the starter and end to add additional seats
- Ganging hardware is integrated within the leg design, shipped unattached
- Contrasting fabric option – specify X (i.e., N86LS1MX); see page 138. For list pricing, use your electronic specification tool or contact customer service

MODULAR SINGLE SEAT WITH ARM



Left Arm Starter

		A	B	C	D	E	F	G	H	I
		J	K	L	M	N	O	P	Q	R
N86LS1R	Right Arm, Starter	\$ 2434	2521	2587	2659	2737	2821	2887	2974	3061
		3145	3280	3550	3718	3805	3895	3982	4069	4153
N86LE1R	Right Arm, End	2325	2412	2478	2550	2628	2712	2778	2865	2952
		3036	3171	3441	3609	3696	3786	3873	3960	4044
N86LS1L	Left Arm, Starter	2434	2521	2587	2659	2737	2821	2887	2974	3061
		3145	3280	3550	3718	3805	3895	3982	4069	4153
N86LE1L	Left Arm, End	2325	2412	2478	2550	2628	2712	2778	2865	2952
		3036	3171	3441	3609	3696	3786	3873	3960	4044

DIMENSIONS

Width	34½	Seat Width	27¼	Arm Height	24¼	Back Width	21½	Weight	83
Depth	30	Seat Depth	20¼	Arm Width	7	Back Height	14½	Cubic Ft.	18.5
Height	30	Seat Height	16¼						

- Ganging hardware is integrated within the leg design, shipped unattached
- Contrasting fabric option – specify X (i.e., N86LS1RX); see page 138. For list pricing, use your electronic specification tool or contact customer service


EKLUND

TO ORDER, SPECIFY:

1. Model Number
2. Fabric Grade / Cover Number
3. Leg Material / Finish
4. Glide

- See page 137 for Eklund options
- See pages 150-151 for COM fabric yardage

MODULAR CORNER



Corner Starter

MODEL NO.

ALLIANCE PROGRAM PRICE GRADES

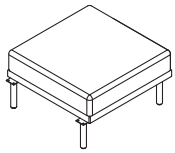
			A	B	C	D	E	F	G	H	I
			J	K	L	M	N	O	P	Q	R
N86LSCNM	Corner, Starter	\$	2932	3057	3151	3255	3366	3487	3581	3706	3831
			3951	4145	4532	4773	4897	5026	5151	5276	5396
N86LACNM	Corner, Add-On		2823	2948	3042	3146	3257	3378	3472	3597	3722
			3842	4036	4423	4664	4788	4917	5042	5167	5287
N86LECNM	Corner, End		2823	2948	3042	3146	3257	3378	3472	3597	3722
			3842	4036	4423	4664	4788	4917	5042	5167	5287

DIMENSIONS

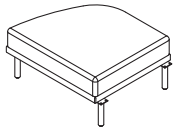
Width	66	Seat Width	56½	Back Width	56½	Weight	130
Depth	34½	Seat Depth	27¼	Back Height	14½	Cubic Ft.	39.5
Height	30	Seat Height	16¼				

- Ganging hardware is integrated within the leg design, shipped unattached
- Contrasting fabric option – specify X (i.e., N86LSCNMX); see page 138. For list pricing, use your electronic specification tool or contact customer service

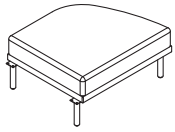
MODULAR BENCH



Center, Starter



Right, Starter



Left, Starter

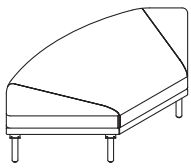
			A	B	C	D	E	F	G	H	I
			J	K	L	M	N	O	P	Q	R
N86BS1C	Center, Starter	\$	1528	1595	1645	1701	1760	1825	1875	1942	2009
			2073	2177	2384	2513	2579	2648	2715	2782	2846
N86BA1C	Center, Add-On		1418	1485	1535	1591	1650	1715	1765	1832	1899
			1963	2067	2274	2403	2469	2538	2605	2672	2736
N86BE1C	Center, End		1418	1485	1535	1591	1650	1715	1765	1832	1899
			1963	2067	2274	2403	2469	2538	2605	2672	2736
N86BS1R	Right, Starter		1519	1580	1626	1676	1731	1790	1836	1897	1958
			2016	2111	2300	2418	2478	2541	2602	2663	2722
N86BE1R	Right, End		1409	1470	1516	1566	1621	1680	1726	1787	1848
			1906	2001	2190	2308	2368	2431	2492	2553	2612
N86BS1L	Left, Starter		1519	1580	1626	1676	1731	1790	1836	1897	1958
			2016	2111	2300	2418	2478	2541	2602	2663	2722
N86BE1L	Left, End		1409	1470	1516	1566	1621	1680	1726	1787	1848
			1906	2001	2190	2308	2368	2431	2492	2553	2612

DIMENSIONS

Width - Center	30¼	Width - Left/Right	35½	Weight	44
Depth - Center	30	Depth - Left/Right	30	Cubic Ft. - Center	11
Height - Center	16¼	Height - Left/Right	16¼	Cubic Ft. - Left/Right	9.6

- Ganging hardware is integrated within the leg design, shipped unattached
- Contrasting fabric option – specify X (i.e., N86BS1CX); see page 138. For list pricing, use your electronic specification tool or contact customer service

MODULAR CORNER BENCH



Corner Starter

			A	B	C	D	E	F	G	H	I
			J	K	L	M	N	O	P	Q	R
N86BSCN	Corner, Starter	\$	2079	2148	2201	2259	2321	2388	2441	2511	2580
			2648	2756	2972	3106	3176	3248	3317	3387	3454
N86BACN	Corner, Add-On		1969	2038	2091	2149	2211	2278	2331	2401	2470
			2538	2646	2862	2996	3066	3138	3207	3277	3344
N86BECN	Corner, End		1969	2038	2091	2149	2211	2278	2331	2401	2470
			2538	2646	2862	2996	3066	3138	3207	3277	3344

DIMENSIONS

Width	67½	Weight	80
Depth	35¼	Cubic Ft.	22.4
Height	16¼		

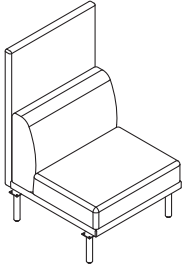
- Ganging hardware is integrated within the leg design, shipped unattached
- Contrasting fabric option – specify X (i.e., N86BSCNX); see page 138. For list pricing, use your electronic specification tool or contact customer service

TO ORDER, SPECIFY:

1. Model Number
2. Fabric Grade / Cover Number
3. Panel Bracket Paint
4. Leg Material / Finish
5. Glide

- See page 137 for Eklund options
- See pages 150-151 for COM fabric yardage

MODULAR SINGLE SEAT WITH PRIVACY



Armless Starter

MODEL NO.

ALLIANCE PROGRAM PRICE GRADES

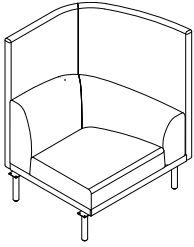
		A	B	C	D	E	F	G	H	I
		J	K	L	M	N	O	P	Q	R
N86LS1MP	Armless, Starter	\$ 2884	3047	3170	3304	3450	3607	3730	3892	4055
		4211	4463	4967	5281	5443	5611	5774	5936	6093
N86LA1MP	Armless, Add-On	2775	2938	3061	3195	3341	3498	3621	3783	3946
		4102	4354	4858	5172	5334	5502	5665	5827	5984
N86LE1MP	Armless, End	2775	2938	3061	3195	3341	3498	3621	3783	3946
		4102	4354	4858	5172	5334	5502	5665	5827	5984

DIMENSIONS

Width	29	Seat Width	29	Back Width	29	Weight	85
Depth	32	Seat Depth	22½	Back Height	14½	Cubic Ft.	27.8
Height	48	Seat Height	16¼				

- Ganging hardware is integrated within the leg design, shipped unattached
- Contrasting fabric option – specify X (i.e., N86LS1MPX); see page 138. For list pricing, use your electronic specification tool or contact customer service

MODULAR SINGLE SEAT WITH ARM AND PRIVACY



Left Arm Starter

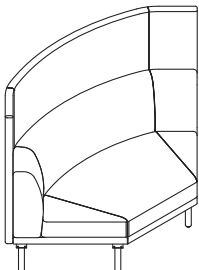
		A	B	C	D	E	F	G	H	I
		J	K	L	M	N	O	P	Q	R
N86LS1RP	Right Arm, Starter	\$ 3163	3363	3515	3681	3860	4053	4205	4405	4605
		4799	5109	5730	6117	6317	6524	6724	6924	7117
N86LE1RP	Right Arm, End	3054	3254	3406	3572	3751	3944	4096	4296	4496
		4690	5000	5621	6008	6208	6415	6615	6815	7008
N86LS1LP	Left Arm, Starter	3163	3363	3515	3681	3860	4053	4205	4405	4605
		4799	5109	5730	6117	6317	6524	6724	6924	7117
N86LE1LP	Left Arm, End	3054	3254	3406	3572	3751	3944	4096	4296	4496
		4690	5000	5621	6008	6208	6415	6615	6815	7008

DIMENSIONS

Width	37	Seat Width	27¼	Arm Height	24¼	Back Width	21½	Weight	103
Depth	32	Seat Depth	20¼	Arm Width	7	Back Height	14¼	Cubic Ft.	34.2
Height	48	Seat Height	16¼						

- Ganging hardware is integrated within the leg design, shipped unattached
- Contrasting fabric option – specify X (i.e., N86LS1RPX); see page 138. For list pricing, use your electronic specification tool or contact customer service

MODULAR CORNER WITH PRIVACY



Corner Starter

		A	B	C	D	E	F	G	H	I
		J	K	L	M	N	O	P	Q	R
N86LSCNMP	Corner, Starter	\$ 4070	4291	4458	4640	4838	5051	5218	5438	5659
		5871	6213	6897	7323	7543	7771	7992	8212	8425
N86LACNMP	Corner, Add-On	3961	4182	4349	4531	4729	4942	5109	5329	5550
		5762	6104	6788	7214	7434	7662	7883	8103	8316
N86LECNMP	Corner, End	3961	4182	4349	4531	4729	4942	5109	5329	5550
		5762	6104	6788	7214	7434	7662	7883	8103	8316

DIMENSIONS

Width	69½	Seat Width	56½	Back Width	56½	Weight	130
Depth	37	Seat Depth	27¼	Back Height	14½	Cubic Ft.	79.8
Height	48	Seat Height	16¼				

- Ganging hardware is integrated within the leg design, shipped unattached
- Contrasting fabric option – specify X (i.e., N86LSCNMPX); see page 138. For list pricing, use your electronic specification tool or contact customer service

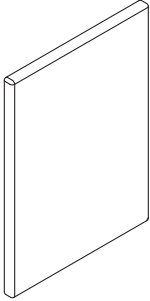
EKLUND

TO ORDER, SPECIFY:

1. Model Number
2. Fabric Grade / Cover Number
3. Panel Bracket Paint Color
4. Leg Material / Finish (if applicable)
5. Glide (if applicable)

- See page 137 for Eklund options
- See pages 150-151 for COM fabric yardage

MODULAR PRIVACY PANEL



MODEL NO.

ALLIANCE PROGRAM PRICE GRADES

			A	B	C	D	E	F	G	H	I
			J	K	L	M	N	O	P	Q	R
N86PVS	Spanner Panel	\$	992	1064	1119	1179	1244	1314	1369	1442	1514
			1584	1697	1922	2062	2134	2209	2282	2354	2424
N86PVE	Extension Panel		1101	1173	1228	1288	1353	1423	1478	1551	1623
			1693	1806	2031	2171	2243	2318	2391	2463	2533

DIMENSIONS

Width	35¼	Weight	45
Depth	2½	Cubic Ft.	2.9
Height - Spanner	40		
Height - Extension	48		

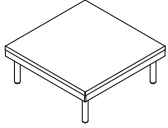
- Spanner panels are supported by the privacy panels of lounge units on either side with four panel connection brackets, installed in field
- Extension panels are supported by the privacy panel of an adjacent lounge model on one side and an included leg on the free end
- Spanner and Extension panels cannot be attached to each other in any variation
- Due to spanner and extension panel attachment, they cannot be added onto lounge units without privacy, or onto benches or tables
- Panels extend the privacy panels of privacy lounge units, therefore, cannot be used on the end of a unit (perpendicular to existing privacy)
- Contrasting fabric option – specify X (i.e., N86PVEX); see page 138. For list pricing, use your electronic specification tool or contact customer service

TO ORDER, SPECIFY:

1. Model Number
2. Laminate / Solid Surface Color
3. Fabric Grade / Cover Number
4. Leg Material / Finish
5. Glide

- See page 137 for Eklund options
- See pages 150-151 for COM fabric yardage

SQUARE END TABLES



Freestanding End Table

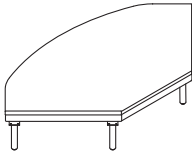
MODEL NO.			ALLIANCE PROGRAM PRICE GRADES									
			A	B	C	D	E	F	G	H	I	
			J	K	L	M	N	O	P	Q	R	
N86T2929ENL	Freestanding, Laminate	\$	1343	1363	1379	1395	1414	1433	1449	1469	1489	
			1509	1540	1603	1643	1663	1684	1704	1724	1744	
N86T2929ENS	Freestanding, Solid Surface, Grade A		2326	2346	2362	2378	2397	2416	2432	2452	2472	
			2492	2523	2586	2626	2646	2667	2687	2707	2727	
N86TS29EL	Starter, Laminate		1234	1254	1270	1286	1305	1324	1340	1360	1380	
			1400	1431	1494	1534	1554	1575	1595	1615	1635	
N86TS29ES	Starter, Solid Surface, Grade A		2162	2182	2198	2214	2233	2252	2268	2288	2308	
			2328	2359	2422	2462	2482	2503	2523	2543	2563	
N86TA29EL	Add-On, Laminate		1234	1254	1270	1286	1305	1324	1340	1360	1380	
			1400	1431	1494	1534	1554	1575	1595	1615	1635	
N86TA29ES	Add-On, Solid Surface, Grade A		2053	2073	2089	2105	2124	2143	2159	2179	2199	
			2219	2250	2313	2353	2373	2394	2414	2434	2454	
N86TE29EL	End, Laminate		1234	1254	1270	1286	1305	1324	1340	1360	1380	
			1400	1431	1494	1534	1554	1575	1595	1615	1635	
N86TE29ES	End, Solid Surface, Grade A		2053	2073	2089	2105	2124	2143	2159	2179	2199	
			2219	2250	2313	2353	2373	2394	2414	2434	2454	

DIMENSIONS

Width	29	Weight - Laminate	75
Depth	29	Weight - Solid Surface	85
Height	11½	Cubic Ft.	5.3

- For Solid Surface Grades B and C list pricing, use your electronic specification tool or contact customer service
- Legs shipped unattached for installment in the field
- Ganging hardware is integrated within the leg design, shipped unattached (if applicable)

CORNER TABLES



Starter Corner

			A	B	C	D	E	F	G	H	I
			J	K	L	M	N	O	P	Q	R
			N86TS10NL	Starter, Laminate	\$	1985	1996	2005	2015	2025	2036
2080	2098	2134				2156	2168	2180	2191	2203	2214
N86TS10NS	Starter, Solid Surface, Grade A		3186	3197	3206	3216	3226	3237	3246	3258	3269
			3281	3299	3335	3357	3369	3381	3392	3404	3415
N86TA10NL	Add-On, Laminate		1875	1886	1895	1905	1915	1926	1935	1947	1958
			1970	1988	2024	2046	2058	2070	2081	2093	2104
N86TA10NS	Add-On, Solid Surface, Grade A		3077	3088	3097	3107	3117	3128	3137	3149	3160
			3172	3190	3226	3248	3260	3272	3283	3295	3306
N86TE10NL	End, Laminate		1875	1886	1895	1905	1915	1926	1935	1947	1958
			1970	1988	2024	2046	2058	2070	2081	2093	2104
N86TE10NS	End, Solid Surface, Grade A		3077	3088	3097	3107	3117	3128	3137	3149	3160
			3172	3190	3226	3248	3260	3272	3283	3295	3306

DIMENSIONS

Width	65¼	Weight - Laminate	100
Depth	34¼	Weight - Solid Surface	130
Height	11½	Cubic Ft.	12.8

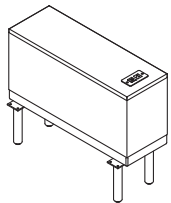
- For Solid Surface Grades B and C list pricing, use your electronic specification tool or contact customer service
- Ganging hardware is integrated within the leg design, shipped unattached

TO ORDER, SPECIFY:

1. Model Number
2. Tablet Arm Laminate (if applicable)
3. Laminate / Solid Surface Color
4. Fabric Grade / Cover Number
5. Grommet (if applicable)
6. Leg Material / Finish
7. Glide

- See page 137 for Eklund options
- See pages 150-151 for COM fabric yardage

CONSOLE TABLES



Starter Console Table, Grommet

MODEL NO.

ALLIANCE PROGRAM PRICE GRADES

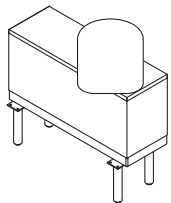
		A	B	C	D	E	F	G	H	I
		J	K	L	M	N	O	P	Q	R
N86TS10CL	Starter, Laminate	\$ 1329	1340	1349	1359	1369	1380	1389	1401	1412
		1424	1442	1478	1500	1512	1524	1535	1547	1558
N86TS10CS	Starter, Solid Surface, Grade A	1875	1886	1895	1905	1915	1926	1935	1947	1958
		1970	1988	2024	2046	2058	2070	2081	2093	2104
N86TA10CL	Add-On, Laminate	1220	1231	1240	1250	1260	1271	1280	1292	1303
		1315	1333	1369	1391	1403	1415	1426	1438	1449
N86TA10CS	Add-On, Solid Surface, Grade A	1766	1777	1786	1796	1806	1817	1826	1838	1849
		1861	1879	1915	1937	1949	1961	1972	1984	1995
N86TE10CL	End, Laminate	1220	1231	1240	1250	1260	1271	1280	1292	1303
		1315	1333	1369	1391	1403	1415	1426	1438	1449
N86TE10CS	End, Solid Surface, Grade A	1766	1777	1786	1796	1806	1817	1826	1838	1849
		1861	1879	1915	1937	1949	1961	1972	1984	1995

DIMENSIONS

Width	10	Weight - Laminate	50
Depth	29	Weight - Solid Surface	60
Height	20¾	Cubic Ft.	5.3

- For Solid Surface Grades B and C list pricing, use your electronic specification tool or contact customer service
- Solid surface models feature laminate vertical panels
- Ganging hardware is integrated within the leg design, shipped unattached
- Grommet cutout option CUT-G38C is available on laminate models

TABLET CONSOLE TABLES



Left Starter Tablet Console Table

		A	B	C	D	E	F	G	H	I
		J	K	L	M	N	O	P	Q	R
N86TS10CTLL	Starter, Laminate, Left	\$ 1548	1559	1568	1578	1588	1599	1608	1620	1631
		1643	1661	1697	1719	1731	1743	1754	1766	1777
N86TS10CTRL	Starter, Laminate, Right	1548	1559	1568	1578	1588	1599	1608	1620	1631
		1643	1661	1697	1719	1731	1743	1754	1766	1777
N86TA10CTLL	Add-On, Laminate, Left	1439	1450	1459	1469	1479	1490	1499	1511	1522
		1534	1552	1588	1610	1622	1634	1645	1657	1668
N86TA10CTRL	Add-On, Laminate, Right	1439	1450	1459	1469	1479	1490	1499	1511	1522
		1534	1552	1588	1610	1622	1634	1645	1657	1668
N86TE10CTLL	End, Laminate, Left	1439	1450	1459	1469	1479	1490	1499	1511	1522
		1534	1552	1588	1610	1622	1634	1645	1657	1668
N86TE10CTRL	End, Laminate, Right	1439	1450	1459	1469	1479	1490	1499	1511	1522
		1534	1552	1588	1610	1622	1634	1645	1657	1668

DIMENSIONS

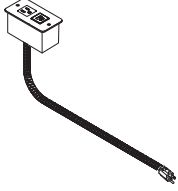
Width	10	Tablet Surface Height	27¾	Weight	70
Depth	28¾			Cubic Ft.	4.9
Height	20¾				

- Tablet support column is always black
- Ganging hardware is integrated within the leg design, shipped unattached
- Grommet cutout option CUT-G38C is available on all models. For grommet location, see line art for Console Tables

TO ORDER, SPECIFY:

1. Model Number

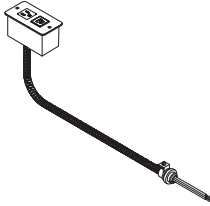
POWER/USB GROMMET - PLUGGED



MODEL NO.		LIST PRICE	CARTONED WEIGHT	CUBIC FEET
NACG38AELPGB	Black	\$ 404	1.5 lbs.	0.3
NACG38AELPGS	Silver	404	1.5 lbs.	0.3
NACG38AELPGW	White	404	1.5 lbs.	0.3

- Features 1 power outlet and 1 USB (A+C) combo ports
- Includes black 108" long 3-prong power cord
- Power outlet provides 15 amps

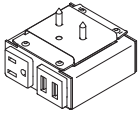
POWER/USB GROMMET HARDWIRE



NACG38AELHCB	Hardwire, Black	\$ 487	1.75 lbs.	0.3
NACG38AELHCS	Hardwire, Silver	487	1.75 lbs.	0.3
NACG38AELHCW	Hardwire, White	487	1.75 lbs.	0.3

- Features 1 power outlet and 1 USB (A+C) combo ports
- Metal conduit hardwire is 108" long
- Power outlet provides 15 amps

UNDERMOUNT USB POWER UNIT



NAC03ELUPDC	Black only	\$ 301	2 lbs.	0.3
-------------	------------	--------	--------	-----

DIMENSIONS

Width	3
Depth	3
Height	1½

- Can be mounted to the underside of any flat surface
- Features 1 power outlet and 2 USB (A) ports
- 72" 15 amp cord

COM YARDAGE REQUIREMENTS

COM YARDAGE REQUIREMENTS (54" WIDTH – CUT UP THE ROLL)

MODEL	RAILROADED Contact customer service 800-634-9510 for ydg requirements	NON DIRECTIONAL OR SOLID	1"-4" REPEAT	5"-11" REPEAT	12"-18" REPEAT	COL SQUARE FEET
			4" VERTICAL X 4" HORIZONTAL	11" VERTICAL X 11" HORIZONTAL	18" VERTICAL X 18" HORIZONTAL	
N86BA1C, N86BE1C, N86BF1C, N86BS1C		2.30	2.90	3.70	5.00	45.94
N86BA1CX, N86BE1CX, N86BF1CX, N86BS1CX	Accent Seat	0.70 1.70	1.10 2.10	1.60 2.40	2.60 3.00	13.84 33.76
N86BACN, N86BECN, N86BSCN		2.40	3.90	5.60	9.00	48.15
N86BACNX, N86BECNX, N86BSCNX	Accent Seat	0.80 1.90	1.50 2.90	2.20 3.80	3.60 6.00	15.5 37.63
N86BE1L, N86BE1R, N86BS1L, N86BS1R		2.10	2.50	3.70	5.00	40.95
N86BE1LX, N86BE1RX, N86BS1LX, N86BS1RX	Accent Seat	0.80 1.50	1.00 2.00	1.60 2.40	2.60 3.00	14.94 30.44
N86D1		1.00	1.00	1.70	2.70	19.92
N86LA1M, N86LE1M, N86LF1M, N86LS1M		3.20	4.00	5.30	6.00	64.2
N86LA1MX, N86LE1MX, N86LF1MX, N86LS1MX	Accent Seat Back Extreme	0.70 1.30 0.80 0.70	0.60 1.80 1.00 0.90	1.60 2.20 2.10 1.20	2.60 2.60 2.20 1.30	13.84 24.9 16.6 14.39
N86LA1MP, N86LE1MP, N86LF1MP, N86LS1MP		5.60	6.40	7.70	9.00	111.79
N86LA1MPX, N86LE1MPX, N86LF1MPX, N86LS1MPX	Accent Seat Back Extreme Back Accent	0.70 1.30 1.50 1.30 1.30	1.10 1.80 1.70 1.60 1.50	1.60 2.20 2.20 2.70 1.50	2.60 2.60 2.80 2.50 2.10	13.84 25.46 29.33 26.57 24.9
N86LACNM, N86LECNM, N86LSCNM		4.30	5.60	10.20	12.60	86.34
N86LACNMX, N86LECNMX, N86LSCNMX	Accent Seat Back Extreme	0.80 1.40 1.80 1.40	1.30 1.90 2.10 1.60	2.20 2.80 3.10 3.00	3.60 4.10 3.40 3.20	15.5 27.67 36.53 27.12
N86LACNMP, N86LECNMP, N86LSCNMP		7.60	9.90	16.40	19.00	152.2
N86LACNMPX, N86LECNMPX, N86LSCNMPX	Accent Seat Back Extreme Back Accent	0.60 1.40 2.00 2.70 2.40	0.90 1.90 2.60 3.00 2.70	1.30 2.80 4.10 4.90 4.00	2.10 4.00 5.90 6.60 5.00	11.62 27.67 39.29 53.13 48.15
N86LE1L, N86LE1R, N86LS1L, N86LS1R		3.00	4.70	6.20	6.60	59.77
N86LE1LX, N86LE1RX, N86LS1LX, N86LS1RX	Accent Seat Back Extreme	0.80 1.10 1.40 1.20	1.10 1.30 1.70 1.40	1.60 1.70 2.20 1.80	2.60 2.10 2.40 2.10	14.94 21.58 27.67 23.8
N86LE1LP, N86LE1RP, N86LS1LP, N86LS1RP		6.90	8.90	10.40	14.00	137.25
N86LE1LPX, N86LE1RPX, N86LS1LPX, N86LS1RPX	Accent Seat Back Extreme Back Accent	0.40 1.10 1.60 2.60 2.40	0.60 1.40 2.30 3.00 2.70	1.00 1.90 2.80 3.40 2.80	1.60 2.10 3.20 4.50 3.60	8.3 21.58 32.65 52.02 48.15
N86LF1A, N86RK1A		3.60	5.50	7.40	8.00	71.95
N86LF1AX, N86RK1AX	Accent Seat Back Extreme	0.70 1.20 1.60 1.60	1.10 1.50 1.90 1.90	1.60 1.90 2.40 2.40	2.60 2.30 3.20 2.70	13.84 23.24 32.1 32.65
N86LF1AP, N86RK1AP		9.30	11.40	13.00	15.60	184.29

COM YARDAGE REQUIREMENTS

COM YARDAGE REQUIREMENTS (54" WIDTH – CUT UP THE ROLL)

MODEL	RAILROADED Contact customer service 800-634-9510 for ydg requirements	NON DIRECTIONAL OR SOLID	1"-4" REPEAT	5"-11" REPEAT	12"-18" REPEAT	COL SQUARE FEET
			4" VERTICAL X 4" HORIZONTAL	11" VERTICAL X 11" HORIZONTAL	18" VERTICAL X 18" HORIZONTAL	
N86LF1APX, N86RK1APX	Accent	0.30	0.40	0.70	1.10	4.98
	Seat	1.20	1.50	1.90	2.30	23.24
	Back	1.90	2.70	3.30	4.20	38.19
	Extreme	3.90	4.40	4.90	6.60	78.03
	Back Accent	3.60	3.90	4.00	5.00	71.39
N86LF2A		5.20	8.40	9.90	13.00	103.49
N86LF2AX	Accent	1.00	1.50	2.20	3.60	19.37
	Seat	1.70	2.30	2.80	3.10	33.76
	Back	2.10	2.90	4.00	4.40	41.51
	Extreme	2.20	2.70	3.30	4.00	43.72
N86LF2AP		12.60	16.20	18.30	21.90	251.81
N86LF2APX	Accent	0.40	0.60	1.00	1.60	7.75
	Seat	1.70	2.30	2.80	3.10	33.76
	Back	2.40	3.70	5.20	5.50	47.6
	Extreme	5.10	5.70	6.40	8.50	101.83
	Back Accent	4.80	5.20	5.20	6.60	94.64
N86LF3A		7.70	11.00	13.20	17.00	152.75
N86LF3AX	Accent	1.30	2.00	2.80	4.60	25.46
	Seat	2.20	3.20	4.00	4.60	44.28
	Back	2.50	3.70	4.30	5.40	50.36
	Extreme	2.80	3.30	3.90	5.10	55.34
N86LF3AP		17.00	21.90	23.80	29.00	339.26
N86LF3APX	Accent	0.50	0.90	1.30	2.10	10.52
	Seat	2.20	3.20	4.00	4.60	44.28
	Back	3.00	4.80	5.90	7.40	60.32
	Extreme	6.30	7.00	7.90	10.00	126.18
	Back Accent	5.90	6.40	6.40	8.00	117.88
N86PD1TLP, N86PD1TRP		9.50	11.00	12.90	18.60	189.28
N86PD1TLPX, N86PD1TRPX	Accent	0.40	0.60	1.00	1.60	7.75
	Seat	1.10	1.40	1.90	2.10	22.14
	Back	1.60	2.40	2.80	3.20	32.65
	Extreme	3.90	4.40	5.50	9.00	76.93
	Back Accent	3.60	3.90	4.00	5.00	71.95
N86PVE, N86PVS		2.50	2.80	3.00	4.00	49.81
N86PVEX, N86PVSX	Back Accent	1.30	1.50	1.50	2.00	24.9
	Extreme	1.30	1.60	2.70	2.50	26.57
N86T2929ENL, N86T2929ENS, N86TA29EL, N86TA29ES, N86TE29EL, N86TE29ES, N86TS29EL, N86TS29ES		0.70	1.00	1.60	2.60	13.84
N86TA10CL, N86TA10CS, N86TA10CTL, N86TA10CTRL, N86TE10CL, N86TE10CS, N86TE10CTL, N86TE10CTRL, N86TS10CL, N86TS10CS, N86TS10CTL, N86TS10CTRL		0.40	0.60	1.00	2.00	8.3
N86TA10NL, N86TA10NS, N86TE10NL, N86TE10NS, N86TS10NL, N86TS10NS		0.80	1.50	2.20	3.60	15.5

