
Reno

Product Specifications	522
Fabrics and Options	523
Contrasting Fabrics Specifications	524
Product Pages	525
COM Yardage Requirements	537

RENO PRODUCT SPECIFICATIONS

FRAME CONSTRUCTION

- Interior frame is constructed of plywood with tenon joints that are glued and screwed for maximum joint stability
- Seat joints are supported by corner blocks with high tensile screws
- Reno Slim models feature a reduced footprint – see model dimensions for details

SEAT CONSTRUCTION

- Seat cushions are attached and feature 6" of high grade polyurethane foam, which is custom shaped and fabricated, and placed on high tension strip webbing

BACK CONSTRUCTION

- 5" of high grade polyurethane foam, which is custom shaped and stretched over web sheet and attached to frame

ARM CONSTRUCTION

- Armrest frames are wrapped with high grade polyurethane foam and slipcovered
- The frame is attached to the unit with 3 bolts per arm

WOOD ARM CONSTRUCTION

- Arms are molded of linear laminated hard maple veneers

CUP HOLDER

- Available on standard Reno upholstered arm

CONTRASTING FABRICS

- Available with 3 contrasting fabric locations: back, seat, and arms

LEGS

- Die-cast zinc legs are Platinum Metallic plated, Satin Nickel Metallic plated or Cinder powder coat paint and have nylon glides
- Wood legs are constructed of maple with nylon glides
- When specifying Brighton, Natural, and Sonoma finish, variation in color is acceptable due to the nature of wood characteristics

HANDLE AND CASTERS

N32BB AND N32DD

- Handle featured on mobile lounge is die-cast zinc that is Platinum Metallic plated, Satin Nickel Metallic plated or Cinder powder coat paint
- Heavy-duty black double wheel casters

TABLET ARM

- ¾" thick black 3D Laminate with MDF core or ¾" thick maple
- Attached with ¼" steel base plate and screws that mounts over ¾" metal insert rod and fits into structure of arm
- Tablet height is 28" from floor to top of tablet surface
- Allows for 360° swivel and writing surface of 21" W x 13½" D

BENCHES


- 8" of foam covers a ½" plywood panel on top of fiberboard frame
- Black, double wheel, roll control casters are standard and work on all floors

POWER GROMMET

- G23 black or silver grommet is available in right, left or both sides of the back for an additional upcharge
- Features 2 electrical receptacles and 2 power USB ports

TABLES

- Grade A slipmatched maple (Brighton, Caramel, Honey, Natural), or cherry veneer (Amber, Autumn, Cordovan, Judicial, Mocha, Truffle) or laminate
- All Veneer surfaces feature a semi-open poor matte finish
- Die-cast zinc legs with nylon glides
- 3 power grommets available; specify cutout option and order electrical grommet model separately. See page 797 for details and pricing
- Optional glass and solid surface kits available; reference page 518 in the Tables Price List



SURFACE MATERIALS

See the Kimball Hospitality Surface Materials Reference Guide at kimballhospitality.com for a complete overview of our materials program, including:

- Characteristics of wood
- Special wood finishes
- Customer-specified laminate (CSL)
- Customer-specified paint (CSP)
- Fabric application and colorways
- Customer's own material (COM) process overview
- Alliance program

ALLIANCE FABRIC PROGRAM

Kimball Hospitality has analyzed each model to most accurately reflect the COM/COL yardage requirements shown on page 537.

The yardage requirement for each model is based on 54" W fabric and cutting the fabric up the roll.

If repeat is larger than 18", contact Customer Service to confirm the correct amount of yardage required. When ordering 10 or more chairs in the same COM, yardage requirements may be reduced.

Contact Customer Service.

PRICE GRADES A-R

See Surface Materials at www.kimballhospitality.com for a wide variety of graded-in fabrics from Arc-Com, CF Stinson, Designtex, Maharam, Momentum, and Ultrafabrics.

FABRIC SAMPLES

If you need samples for presentation(s), contact our alliance partners directly at:

Arc-Com	800.223.5466	arc-com.com
Designtex	800.221.1540	designtex.com
CF Stinson	800.841.6279	cfstinson.com
Maharam	800.645.3943	maharam.com
Momentum	800.366.6839	memosamples.com
Ultrafabrics	877.309.6648	ultrafabricsllc.com

**LOUNGE
POWER GROMMET OPTIONS**

(\$505 list upcharge per location)

G23BL	Black, Left
G23BR	Black, Right
G23BLR	Black, Left & Right
G23SL	Silver, Left
G23SR	Silver, Right
G23SLR	Silver, Left & Right
X	No Grommet

**TABLES
SURFACE
GROMMETS/CUTOUTS**

(\$25 list upcharge per location)

CUT-G12C	G12 Cutout, Center
CUT-G17C	G17 Cutout, Center
CUT-G23C	G23 Cutout, Center
X	No Grommet

**TABLES
SIDE GROMMETS/CUTOUTS**

(\$25 list upcharge per location)

CUT-G23C	G23 Cutout
X	No Grommet

If specifying cutout, reference page 797 for pricing and details to order power grommet.

**FINISHES
(WOOD ARMS, LEGS AND
TABLES)**

AC	Autumn	PB	Portobello*
AD	Almond*	PT	Portico*
CL	Caramel	SK	Skyline*
CW	Cordovan	SM	Sonoma*
DW	Judicial	TF	Truffle
HN	Honey	405	Designer White*
IM	Brighton	462	Cinder*
MC	Amber	792	Sable*
MH	Mocha	793	Acorn**
NM	Natural		

*Not available on tables
 †Acorn is the finish and laminate complement to Clear Walnut finish

**LAMINATES
(TABLES ONLY)**

AC2	Autumn 2	TF	Truffle
AD	Almond	405	Designer White
CL	Caramel	419	Wallaby
CW	Cordovan	425	Shadow
DW	Judicial	440	Cloud
HN2	Honey 2	461	Graphite
IM	Brighton	462	Cinder
MC	Amber	478	Platinum Grey
MH	Mocha	488	Frosty White
NM	Natural	491	Designer White Linear
PB	Portobello	492	Cinder Linear
PT	Portico	792	Sable
SK	Skyline	793	Acorn†
SM	Sonoma		

**GALLERY LAMINATE
(TABLES ONLY)**

Grade 1 – 5% upcharge	
G1001	Citadel
G1011	Pepperdust
Grade 2 – 6% upcharge	
G1002	Planked Raw Oak
G1003	Evening Notte
G1004	Kirsche
G1005	Midnight Run
G1006	Sepia Walnut
G1007	Serotina
G1008	Timeless
G1009	White Nebbia
G1012	Phantom Ecru

See page 20 for Gallery program details and upcharges

CUP HOLDER OPTIONS

(\$67 list upcharge per location)

CPL	Cup Holder, Left
CPR	Cup Holder, Right
CPLR	Cup Holder, Left & Right

• Cannot have cup holder and tablet on same arm

TABLET ARM

T	3D Laminate, Black	WNM	Wood, Natural
WAC	Wood, Autumn	WPB	Wood, Portobello
WAD	Wood, Almond	WPT	Wood, Portico
WCL	Wood, Caramel	WSK	Wood, Skyline
WCW	Wood, Cordovan	WSM	Wood, Sonoma
WDW	Wood, Judicial	WTF	Wood, Truffle
WHN	Wood, Honey	W405	Wood, Designer White
WIM	Wood, Brighton	W462	Wood, Cinder
WMC	Wood, Amber	W792	Wood, Sable
WMH	Wood, Mocha	W793	Wood, Acorn†

**PAINT COLORS
(LEGS AND HANDLE)**

423	Concrete
462	Cinder
463	Iron
501	Platinum Metallic
503	Satin Nickel Metallic

TO ORDER CONTRASTING FABRIC, SPECIFY

RENO

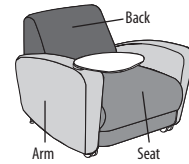
1 Seat Lounge page 525

Mobile 1 Seat Lounge page 525

2½ Seat Lounge page 526

3 Seat Lounge page 526

1. Model Number plus "X"
2. Back Fabric Grade Number/Cover Number
3. Seat Fabric Grade Number/Cover Number
4. Arm Fabric Grade Number/Cover Number
5. Power Grommet
6. Tablet and Finish (when applicable)
7. Cup Holder
8. Paint (when applicable)
9. Wood Leg Finish (when applicable)



Contrasting Fabric

1 Seat Lounge Wood Arms page 527

2½ Seat Lounge Wood Arms page 527

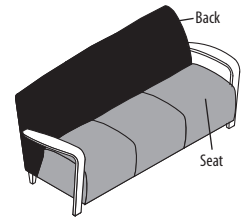
3 Seat Lounge Wood Arms page 528

1 Seat Lounge Wood Arms - Slim page 532

2½ Seat Lounge Wood Arms - Slim page 532

3 Seat Lounge Wood Arms - Slim page 533

1. Model Number plus "X"
2. Back Fabric Grade Number/Cover Number
3. Seat Fabric Grade Number/Cover Number
4. Power Grommet
5. Paint (when applicable)
6. Wood Leg Finish (when applicable)
7. Glides



Contrasting Upholstery

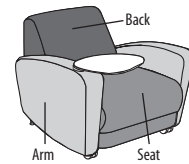
1 Seat Lounge - Slim page 529

Mobile 1 Seat Lounge - Slim page 529

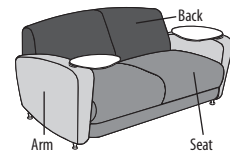
2½ Seat Lounge - Slim page 530

3 Seat Lounge - Slim page 531

1. Model Number plus "X"
2. Back Fabric Grade Number/Cover Number
3. Seat Fabric Grade Number/Cover Number
4. Arm Fabric Grade Number/Cover Number
5. Power Grommet
6. Tablet and Finish (when applicable)
7. Paint (when applicable)
8. Wood Leg Finish (when applicable)



Contrasting Fabric



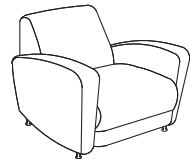
Contrasting Fabric

TO ORDER, SPECIFY:


1. Model Number
2. Fabric Grade / Cover Number
3. Power Grommet
4. Cup Holder
5. Tablet and Finish (when applicable)
6. Paint (when applicable)
7. Wood Leg Finish (when applicable)

- See page 523 for Reno options
- See pages 537-538 for COM fabric yardage

1 SEAT LOUNGE



Metal Legs



Wood Legs

MODEL NO.

ALLIANCE PROGRAM PRICE GRADES

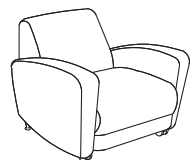
		A	B	C	D	E	F	G	H	I
		J	K	L	M	N	O	P	Q	R
N32AAM	Metal Legs	\$ 2047	2179	2282	2394	2517	2649	2752	2884	3022
		3149	3360	3781	4041	4178	4320	4452	4590	4717
N32AAW	Wood Legs	2182	2314	2417	2529	2652	2784	2887	3019	3157
		3284	3495	3916	4176	4313	4455	4587	4725	4852
N32CCMR	Metal Legs, Tablet Right Arm	2477	2609	2712	2824	2947	3079	3182	3314	3452
		3579	3790	4211	4471	4608	4750	4882	5020	5147
N32CCML	Metal Legs, Tablet Left Arm	2477	2609	2712	2824	2947	3079	3182	3314	3452
		3579	3790	4211	4471	4608	4750	4882	5020	5147
N32CCWR	Wood Legs, Tablet Right Arm	2613	2745	2848	2960	3083	3215	3318	3450	3588
		3715	3926	4347	4607	4744	4886	5018	5156	5283
N32CCWL	Wood Legs, Tablet Left Arm	2613	2745	2848	2960	3083	3215	3318	3450	3588
		3715	3926	4347	4607	4744	4886	5018	5156	5283

DIMENSIONS


Width	34½	Arm Height	27	Seat Width	22	Weight	83
Depth	34½	Seat Height	19			Tablet Weight	95
Height	33	Seat Depth	21¼			Cubic Ft.	32

• Contrasting fabric option – specify X (i.e., N32AAMX); see page 524. For list pricing, use your electronic specification tool or contact customer service

MOBILE 1 SEAT LOUNGE



Metal Legs



Wood Legs

		A	B	C	D	E	F	G	H	I
		J	K	L	M	N	O	P	Q	R
N32BBM	Metal Legs	\$ 2218	2350	2453	2565	2688	2820	2923	3055	3193
		3320	3531	3952	4212	4349	4491	4623	4761	4888
N32BBW	Wood Legs	2354	2486	2589	2701	2824	2956	3059	3191	3329
		3456	3667	4088	4348	4485	4627	4759	4897	5024
N32DDMR	Metal Legs, Tablet Right Arm	2634	2766	2869	2981	3104	3236	3339	3471	3609
		3736	3947	4368	4628	4765	4907	5039	5177	5304
N32DDML	Metal Legs, Tablet Left Arm	2634	2766	2869	2981	3104	3236	3339	3471	3609
		3736	3947	4368	4628	4765	4907	5039	5177	5304
N32DDWR	Wood Legs, Tablet Right Arm	2769	2901	3004	3116	3239	3371	3474	3606	3744
		3871	4082	4503	4763	4900	5042	5174	5312	5439
N32DDWL	Wood Legs, Tablet Left Arm	2769	2901	3004	3116	3239	3371	3474	3606	3744
		3871	4082	4503	4763	4900	5042	5174	5312	5439

DIMENSIONS

Width	34½	Arm Height	27	Seat Width	22	Weight	83
Depth	34½	Seat Height	19			Tablet Weight	95
Height	33	Seat Depth	21¼			Cubic Ft.	32

- Contrasting fabric option – specify X (i.e., N32BBMX); see page 524. For list pricing, use your electronic specification tool or contact customer service
- Features a handle on the back for ease of mobility
- Paint finish option represents handle on wood leg models and legs and handle on metal leg models

RENO

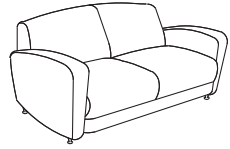
TO ORDER, SPECIFY:

1. Model Number
2. Fabric Grade / Cover Number
3. Power Grommet
4. Cup Holder


5. Tablet and Finish (when applicable)
6. Paint (when applicable)
7. Wood Leg Finish (when applicable)

- See page 523 for Reno options
- See pages 537-538 for COM fabric yardage

2½ SEAT LOUNGE



Metal Legs



Wood Legs

MODEL NO.

ALLIANCE PROGRAM PRICE GRADES


			A	B	C	D	E	F	G	H	I
			J	K	L	M	N	O	P	Q	R
N32HHM	Metal Legs	\$	2837	3080	3269	3476	3701	3944	4133	4376	4628
			4862	5249	6023	6500	6752	7013	7256	7508	7742
N32HHW	Wood Legs		2974	3217	3406	3613	3838	4081	4270	4513	4765
			4999	5386	6160	6637	6889	7150	7393	7645	7879
N32JJMR	Metal Legs, Tablet Right Arm		3268	3511	3700	3907	4132	4375	4564	4807	5059
			5293	5680	6454	6931	7183	7444	7687	7939	8173
N32JJML	Metal Legs, Tablet Left Arm		3268	3511	3700	3907	4132	4375	4564	4807	5059
			5293	5680	6454	6931	7183	7444	7687	7939	8173
N32JJMB	Metal Legs, Tablet Both Arms		3699	3942	4131	4338	4563	4806	4995	5238	5490
			5724	6111	6885	7362	7614	7875	8118	8370	8604
N32JJWR	Wood Legs, Tablet Right Arm		3403	3646	3835	4042	4267	4510	4699	4942	5194
			5428	5815	6589	7066	7318	7579	7822	8074	8308
N32JJWL	Wood Legs, Tablet Left Arm		3403	3646	3835	4042	4267	4510	4699	4942	5194
			5428	5815	6589	7066	7318	7579	7822	8074	8308
N32JJWB	Wood Legs, Tablet Both Arms		3835	4078	4267	4474	4699	4942	5131	5374	5626
			5860	6247	7021	7498	7750	8011	8254	8506	8740

DIMENSIONS


Width	67½	Arm Height	27	Seat Width	55¼	Weight	125
Depth	34½	Seat Height	19			Tablet Weight	137
Height	33	Seat Depth	21¼			Cubic Ft.	56.1
						Weight with Tablet Both Arms	149

• Contrasting fabric option – specify X (i.e., N32JJMRX); see page 524. For list pricing, use your electronic specification tool or contact customer service

3 SEAT LOUNGE



Metal Legs



Wood Legs

			A	B	C	D	E	F	G	H	I
			J	K	L	M	N	O	P	Q	R
N32LLM	Metal Legs	\$	3439	3679	3866	4070	4293	4533	4720	4960	5210
			5441	5824	6589	7061	7310	7568	7808	8058	8289
N32LLW	Wood Legs		3574	3814	4001	4205	4428	4668	4855	5095	5345
			5576	5959	6724	7196	7445	7703	7943	8193	8424
N32MMMR	Metal Legs, Tablet Right Arm		3869	4109	4296	4500	4723	4963	5150	5390	5640
			5871	6254	7019	7491	7740	7998	8238	8488	8719
N32MMML	Metal Legs, Tablet Left Arm		3869	4109	4296	4500	4723	4963	5150	5390	5640
			5871	6254	7019	7491	7740	7998	8238	8488	8719
N32MMMB	Metal Legs, Tablet Both Arms		4301	4541	4728	4932	5155	5395	5582	5822	6072
			6303	6686	7451	7923	8172	8430	8670	8920	9151
N32MMWR	Wood Legs, Tablet Right Arm		4005	4245	4432	4636	4859	5099	5286	5526	5776
			6007	6390	7155	7627	7876	8134	8374	8624	8855
N32MMWL	Wood Legs, Tablet Left Arm		4005	4245	4432	4636	4859	5099	5286	5526	5776
			6007	6390	7155	7627	7876	8134	8374	8624	8855
N32MMWB	Wood Legs, Tablet Both Arms		4438	4678	4865	5069	5292	5532	5719	5959	6209
			6440	6823	7588	8060	8309	8567	8807	9057	9288

DIMENSIONS

Width	78	Arm Height	27	Seat Width	66¼	Weight	148
Depth	34½	Seat Height	19			Tablet Weight	160
Height	33	Seat Depth	21¼			Cubic Ft.	69.4
						Weight with Tablet Both Arms	172

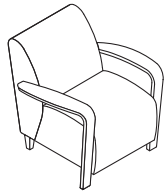
• Contrasting fabric option – specify X (i.e., N32MMMRX); see page 524. For list pricing, use your electronic specification tool or contact customer service

TO ORDER, SPECIFY:


1. Model Number
2. Fabric Grade Number
3. Cover Number
4. Power Grommet
5. Paint (when applicable)
6. Finish Designator (when applicable)
7. Glides

- See page 523 for Reno options
- See pages 537-538 for COM fabric yardage

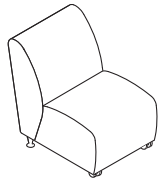
**1 SEAT LOUNGE
WOOD ARMS**



Wood Arms



Armless – Metal Legs



Armless – Metal Legs – Mobile

**MODEL
NO.**

ALLIANCE PROGRAM PRICE GRADES

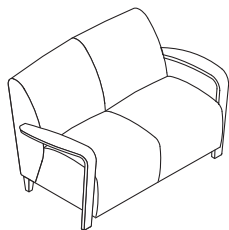
		A	B	C	D	E	F	G	H	I
		J	K	L	M	N	O	P	Q	R
N32TAAW	Wood Legs	\$ 2702	2778	2836	2901	2971	3046	3105	3181	3259
		3332	3452	3693	3842	3920	4001	4077	4155	4228
N32MAAM	Armless – Metal Legs	1824	1900	1958	2023	2093	2168	2227	2303	2381
		2454	2574	2815	2964	3042	3123	3199	3277	3350
N32MAAW	Armless – Wood Legs	1960	2036	2094	2159	2229	2304	2363	2439	2517
		2590	2710	2951	3100	3178	3259	3335	3413	3486
N32MBBM	Armless – Metal Legs – Mobile	1995	2071	2129	2194	2264	2339	2398	2474	2552
		2625	2745	2986	3135	3213	3294	3370	3448	3521
N32MBBW	Armless – Wood Legs – Mobile	2131	2207	2265	2330	2400	2475	2534	2610	2688
		2761	2881	3122	3271	3349	3430	3506	3584	3657

DIMENSIONS

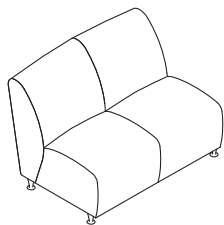
Width	32	Seat Height	19	Arm Height	27	Armless Weight	52
Armless Width	23	Seat Depth	21¼			Arm Weight	65
Depth	34½	Seat Width	22½			Armless Cubic Ft.	28.0
Height	33					Arm Cubic Ft.	32.0

- Contrasting fabric option – specify X (i.e., N32TAAWX); see page 524. For list pricing, use your electronic specification tool or contact customer service
- Cup holder not available

**2½ SEAT LOUNGE
WOOD ARMS**



Wood Arms



Armless – Metal Legs

		A	B	C	D	E	F	G	H	I
		J	K	L	M	N	O	P	Q	R
N32THHW	Wood Legs	\$ 3479	3657	3796	3948	4113	4291	4429	4608	4792
		4964	5248	5815	6165	6350	6541	6720	6904	7076
N32MHHM	Armless – Metal Legs	2603	2781	2920	3072	3237	3415	3553	3732	3916
		4088	4372	4939	5289	5474	5665	5844	6028	6200
N32MHHW	Armless – Wood Legs	2738	2916	3055	3207	3372	3550	3688	3867	4051
		4223	4507	5074	5424	5609	5800	5979	6163	6335

DIMENSIONS

Width	65	Seat Height	19	Arm Height	27	Armless Weight	97
Armless Width	56	Seat Depth	21¼			Arm Weight	110
Depth	34½	Seat Width	55½			Armless Cubic Ft.	49.7
Height	33					Arm Cubic Ft.	56.1

- Contrasting fabric option – specify X (i.e., N32THHWX); see page 524. For list pricing, use your electronic specification tool or contact customer service
- Cup holder not available

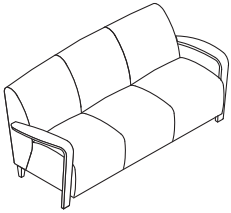
RENO

TO ORDER, SPECIFY:

1. Model Number
2. Fabric Grade Number
3. Cover Number
4. Power Grommet
5. Paint (when applicable)
6. Finish Designator (when applicable)
7. Glides

- See page 523 for Reno options
- See pages 537-538 for COM fabric yardage

3 SEAT LOUNGE WOOD ARMS



Wood Arms

MODEL NO.

ALLIANCE PROGRAM PRICE GRADES

			A	B	C	D	E	F	G	H	I
			J	K	L	M	N	O	P	Q	R
N32TLLW	Wood Legs	\$	4045	4198	4318	4449	4592	4746	4865	5019	5179
			5327	5572	6062	6364	6524	6689	6843	7003	7151

DIMENSIONS

Width	75½	Seat Height	19	Arm Height	27	Weight	133
Depth	34½	Seat Depth	21¼			Cubic Ft.	69.4
Height	33	Seat Width	66				


- Contrasting fabric option – specify X (i.e., N32TLLWX); see page 524. For list pricing, use your electronic specification tool or contact customer service
- Cup holder not available

TO ORDER, SPECIFY:


1. Model Number
2. Fabric Grade Number
3. Cover Number
4. Power Grommet
5. Tablet and Finish (when applicable)
6. Paint (when applicable)
7. Wood Leg Finish (when applicable)

- See page 523 for Reno options
- See pages 537-538 for COM fabric yardage

1 SEAT LOUNGE - SLIM



Wood Legs



Wood Legs

MODEL NO.

ALLIANCE PROGRAM PRICE GRADES


		A	B	C	D	E	F	G	H	I
		J	K	L	M	N	O	P	Q	R
N32SAAM	Metal Legs	\$ 2047	2179	2282	2394	2517	2649	2752	2884	3022
		3149	3360	3781	4041	4178	4320	4452	4590	4717
N32SAAW	Wood Legs	2182	2314	2417	2529	2652	2784	2887	3019	3157
		3284	3495	3916	4176	4313	4455	4587	4725	4852
N32SCCMR	Metal Legs, Tablet Right Arm	2477	2609	2712	2824	2947	3079	3182	3314	3452
		3579	3790	4211	4471	4608	4750	4882	5020	5147
N32SCCML	Metal Legs, Tablet Left Arm	2477	2609	2712	2824	2947	3079	3182	3314	3452
		3579	3790	4211	4471	4608	4750	4882	5020	5147
N32SCCWR	Wood Legs, Tablet Right Arm	2613	2745	2848	2960	3083	3215	3318	3450	3588
		3715	3926	4347	4607	4744	4886	5018	5156	5283
N32SCCWL	Wood Legs, Tablet Left Arm	2613	2745	2848	2960	3083	3215	3318	3450	3588
		3715	3926	4347	4607	4744	4886	5018	5156	5283

DIMENSIONS


Width	32	Arm Height	27	Seat Width	22	Weight	74
Depth	31	Seat Height	19			Tablet Weight	87
Height	33	Seat Depth	21¼			Cubic Ft.	32.0

- Contrasting fabric option – specify X (i.e., N32SCCMRX); see page 524. For list pricing, use your electronic specification tool or contact customer service
- Cup holder not available

MOBILE 1 SEAT LOUNGE - SLIM



Metal Legs



Wood Legs

		A	B	C	D	E	F	G	H	I
		J	K	L	M	N	O	P	Q	R
N32SBBM	Metal Legs	\$ 2218	2350	2453	2565	2688	2820	2923	3055	3193
		3320	3531	3952	4212	4349	4491	4623	4761	4888
N32SBBW	Wood Legs	2354	2486	2589	2701	2824	2956	3059	3191	3329
		3456	3667	4088	4348	4485	4627	4759	4897	5024
N32SDDMR	Metal Legs, Tablet Right Arm	2634	2766	2869	2981	3104	3236	3339	3471	3609
		3736	3947	4368	4628	4765	4907	5039	5177	5304
N32SDDML	Metal Legs, Tablet Left Arm	2634	2766	2869	2981	3104	3236	3339	3471	3609
		3736	3947	4368	4628	4765	4907	5039	5177	5304
N32SDDWR	Wood Legs, Tablet Right Arm	2769	2901	3004	3116	3239	3371	3474	3606	3744
		3871	4082	4503	4763	4900	5042	5174	5312	5439
N32SDDWL	Wood Legs, Tablet Left Arm	2769	2901	3004	3116	3239	3371	3474	3606	3744
		3871	4082	4503	4763	4900	5042	5174	5312	5439

DIMENSIONS

Width	32	Arm Height	27	Seat Width	22	Weight	74
Depth	31	Seat Height	19			Tablet Weight	87
Height	33	Seat Depth	21¼			Cubic Ft.	32.0

- Contrasting fabric option – specify X (i.e., N32SDDMRX); see page 524. For list pricing, use your electronic specification tool or contact customer service
- Features a handle on the back for ease of mobility
- Paint finish option represents handle on wood leg models and legs and handle on metal leg models
- Cup holder not available

RENO

TO ORDER, SPECIFY:


1. Model Number
2. Fabric Grade Number
3. Cover Number
4. Power Grommet
5. Tablet and Finish (when applicable)
6. Paint (when applicable)
7. Wood Leg Finish (when applicable)

- See page 523 for Reno options
- See pages 537-538 for COM fabric yardage


2½ SEAT LOUNGE - SLIM

MODEL NO.

ALLIANCE PROGRAM PRICE GRADES



Metal Legs



Wood Legs

			A	B	C	D	E	F	G	H	I
			J	K	L	M	N	O	P	Q	R
N32SHHM	Metal Legs	\$	2837	3080	3269	3476	3701	3944	4133	4376	4628
			4862	5249	6023	6500	6752	7013	7256	7508	7742
N32SHHW	Wood Legs	2974	3217	3406	3613	3838	4081	4270	4513	4765	
		4999	5386	6160	6637	6889	7150	7393	7645	7879	
N32SJMR	Metal Legs, Tablet Right Arm	3268	3511	3700	3907	4132	4375	4564	4807	5059	
		5293	5680	6454	6931	7183	7444	7687	7939	8173	
N32SJJML	Metal Legs, Tablet Left Arm	3268	3511	3700	3907	4132	4375	4564	4807	5059	
		5293	5680	6454	6931	7183	7444	7687	7939	8173	
N32SJJMB	Metal Legs, Tablet Both Arms	3699	3942	4131	4338	4563	4806	4995	5238	5490	
		5724	6111	6885	7362	7614	7875	8118	8370	8604	
N32SJJWR	Wood Legs, Tablet Right Arm	3403	3646	3835	4042	4267	4510	4699	4942	5194	
		5428	5815	6589	7066	7318	7579	7822	8074	8308	
N32SJJWL	Wood Legs, Tablet Left Arm	3403	3646	3835	4042	4267	4510	4699	4942	5194	
		5428	5815	6589	7066	7318	7579	7822	8074	8308	
N32SJJWB	Wood Legs, Tablet Both Arms	3835	4078	4267	4474	4699	4942	5131	5374	5626	
		5860	6247	7021	7498	7750	8011	8254	8506	8740	

DIMENSIONS

Width	65	Arm Height	27	Seat Width	55¼	Weight	117
Depth	31	Seat Height	19			Cubic Ft.	56.0
Height	33	Seat Depth	21¼			Tablet Weight	129
						Cubic Ft	56.1
						Weight with Tablet Both Arms	141

- Contrasting fabric option – specify X (i.e., N32SHMX); see page 524. For list pricing, use your electronic specification tool or contact customer service
- Cup holder not available

TO ORDER, SPECIFY:


1. Model Number
2. Fabric Grade Number
3. Cover Number
4. Power Grommet
5. Tablet and Finish (when applicable)
6. Paint (when applicable)
7. Wood Leg Finish (when applicable)

- See page 523 for Reno options
- See pages 537-538 for COM fabric yardage


3 SEAT LOUNGE - SLIM

MODEL NO.

ALLIANCE PROGRAM PRICE GRADES



Metal Legs



Wood Legs

MODEL NO.			A	B	C	D	E	F	G	H	I
			J	K	L	M	N	O	P	Q	R
N32SLLM	Metal Legs	\$	3439	3679	3866	4070	4293	4533	4720	4960	5210
			5441	5824	6589	7061	7310	7568	7808	8058	8289
N32SLLW	Wood Legs		3574	3814	4001	4205	4428	4668	4855	5095	5345
			5576	5959	6724	7196	7445	7703	7943	8193	8424
N32SMMMR	Metal Legs, Tablet Right Arm		3869	4109	4296	4500	4723	4963	5150	5390	5640
			5871	6254	7019	7491	7740	7998	8238	8488	8719
N32SMMML	Metal Legs, Tablet Left Arm		3869	4109	4296	4500	4723	4963	5150	5390	5640
			5871	6254	7019	7491	7740	7998	8238	8488	8719
N32SMMMB	Metal Legs, Tablet Both Arms		4301	4541	4728	4932	5155	5395	5582	5822	6072
			6303	6686	7451	7923	8172	8430	8670	8920	9151
N32SMMWR	Wood Legs, Tablet Right Arm		4005	4245	4432	4636	4859	5099	5286	5526	5776
			6007	6390	7155	7627	7876	8134	8374	8624	8855
N32SMMWL	Wood Legs, Tablet Left Arm		4005	4245	4432	4636	4859	5099	5286	5526	5776
			6007	6390	7155	7627	7876	8134	8374	8624	8855
N32SMMWB	Wood Legs, Tablet Both Arms		4438	4678	4865	5069	5292	5532	5719	5959	6209
			6440	6823	7588	8060	8309	8567	8807	9057	9288

DIMENSIONS

Width	75½	Arm Height	27	Seat Width	66¼	Weight	139
Depth	31	Seat Height	19			Cubic Ft.	69.4
Height	33	Seat Depth	21¼			Tablet Weight	151
						Cubic Ft.	69.4
						Weight with Tablet Both Arms	163

- Contrasting fabric option – specify X (i.e., N32SLLMX); see page 524. For list pricing, use your electronic specification tool or contact customer service
- Cup holder not available

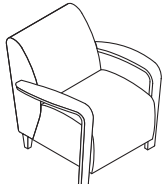
RENO

TO ORDER, SPECIFY:

1. Model Number
2. Fabric Grade Number
3. Cover Number
4. Power Grommet
5. Paint (when applicable)
6. Wood Leg Finish (when applicable)

- See page 523 for Reno options
- See pages 537-538 for COM fabric yardage

1 SEAT LOUNGE WOOD ARMS - SLIM



Wood Arms

MODEL NO.

ALLIANCE PROGRAM PRICE GRADES

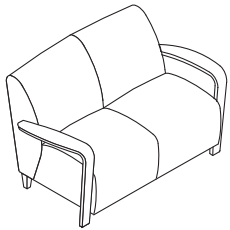
	A	B	C	D	E	F	G	H	I
N32STAAW Arms - Wood Leg	\$ 2702	2778	2836	2901	2971	3046	3105	3181	3259
	3332	3452	3693	3842	3920	4001	4077	4155	4228

DIMENSIONS

Width	29	Seat Height	19	Arm Height	27	Weight	63
Depth	31	Seat Depth	21¼			Cubic Ft.	32.0
Height	33	Seat Width	22½				

• Contrasting fabric option – specify X (i.e., N32STAAWX); see page 524. For list pricing, use your electronic specification tool or contact customer service

2½ SEAT LOUNGE WOOD ARMS - SLIM



Wood Arms

	A	B	C	D	E	F	G	H	I
N32STHHW Arms - Wood Leg	\$ 3479	3657	3796	3948	4113	4291	4429	4608	4792
	4964	5248	5815	6165	6350	6541	6720	6904	7076

DIMENSIONS

Width	62	Seat Height	19	Arm Height	27	Weight	100
Depth	31	Seat Depth	21¼			Cubic Ft.	56.1
Height	33	Seat Width	55½				

• Contrasting fabric option – specify X (i.e., N32STHHWX); see page 524. For list pricing, use your electronic specification tool or contact customer service

LOUNGE TO ORDER, SPECIFY:

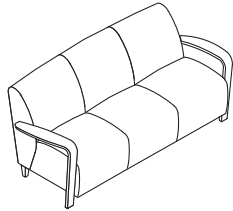
1. Model Number
2. Fabric Grade Number
3. Cover Number
4. Power Grommet
5. Paint (when applicable)
6. Wood Leg Finish (when applicable)

PULL-UP TABLE TO ORDER, SPECIFY:

1. Model Number
2. Laminate or Finish
3. Paint

- See page 523 for Reno options
- See pages 537-538 for COM fabric yardage

3 SEAT LOUNGE WOOD ARMS - SLIM



Wood Arms

MODEL NO.

ALLIANCE PROGRAM PRICE GRADES


		A	B	C	D	E	F	G	H	I
		J	K	L	M	N	O	P	Q	R
N32STLLW	Arms	\$ 4045	4198	4318	4449	4592	4746	4865	5019	5179
		5327	5572	6062	6364	6524	6689	6843	7003	7151

DIMENSIONS

Width	73	Seat Height	19	Arm Height	27	Weight	121
Depth	31	Seat Depth	21¼			Cubic Ft.	69.4
Height	33	Seat Width	66½				

- Contrasting fabric option – specify X (i.e., N32STLLWX); see page 524. For list pricing, use your electronic specification tool or contact customer service

PERSONAL PULL-UP TABLE



MODEL NO.

LIST PRICE

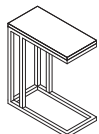
10N1622RTPUW	Wood	\$ 1107
10N1622RTPUL	Laminate	1107

DIMENSIONS

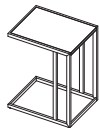
Width	22	Weight	32
Depth	13¾	Cubic Ft.	9.25
Height	28½		

- 50 lb. weight limit
- Specify metal finish (423) Concrete, (462) Cinder, (463) Iron, (501) Platinum Metallic, or (503) Satin Nickel Metallic
- Veneer species is maple
- Acorn is the laminate/wood complement to Clear Walnut finish

PERSONAL PULL-UP TABLE



White Marble



Black Marble

10N1120RTPU2SS	White Marble	\$ 780
10N1620RTPU2SB	Black Marble	780

DIMENSIONS - WHITE MARBLE

Width	20	Weight	30
Depth	11	Cubic Ft.	5
Height	25		

DIMENSIONS - BLACK MARBLE

Width	20	Weight	30
Depth	16	Cubic Ft.	6.95
Height	25		

- 50 lb. weight limit
- White Marble model has a Platinum Metallic base; Black Marble model has a Cinder base
- 10N1620RTPU2SB top material is Porcelain with pattern Nero Marquina
- 10N1120RTPU2SS top material is Nature Mabel species of Bianco Crown Marble
- Specify model number only

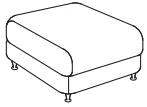
RENO

TO ORDER, SPECIFY:

1. Model Number
2. Fabric Grade Number
3. Cover Number
4. Paint (when applicable)
5. Wood Leg Finish (when applicable)

- See page 523 for Reno options
- See pages 537-538 for COM fabric yardage

1 SEAT BENCH



Metal Legs



Wood Legs



Mobile

MODEL NO.

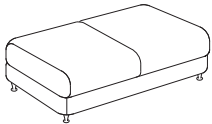
ALLIANCE PROGRAM PRICE GRADES

		A	B	C	D	E	F	G	H	I
		J	K	L	M	N	O	P	Q	R
N32KKM	Metal Legs	\$ 773	809	838	869	902	939	967	1004	1041
		1077	1135	1251	1322	1360	1399	1436	1473	1509
N32KKW	Wood Legs	911	947	976	1007	1040	1077	1105	1142	1179
		1215	1273	1389	1460	1498	1537	1574	1611	1647
N32KKC	Mobile	997	1033	1062	1093	1126	1163	1191	1228	1265
		1301	1359	1475	1546	1584	1623	1660	1697	1733

DIMENSIONS

Width	24	Weight	28
Depth	24	Cubic Ft.	13.5
Height	17½		

2½ SEAT BENCH



Metal Legs



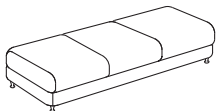
Wood Legs

		A	B	C	D	E	F	G	H	I
		J	K	L	M	N	O	P	Q	R
N32HKM	Metal Legs	\$ 1721	1813	1884	1962	2047	2139	2211	2302	2398
		2486	2632	2925	3105	3200	3299	3390	3486	3574
N32HKW	Wood Legs	1859	1951	2022	2100	2185	2277	2349	2440	2536
		2624	2770	3063	3243	3338	3437	3528	3624	3712

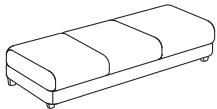
DIMENSIONS

Width	56	Weight	57
Depth	24	Cubic Ft.	16.9
Height	17½		

3 SEAT BENCH



Metal Legs



Wood Legs

		A	B	C	D	E	F	G	H	I
		J	K	L	M	N	O	P	Q	R
N32LKM	Metal Legs	\$ 1998	2084	2152	2225	2305	2392	2459	2545	2635
		2718	2856	3131	3300	3390	3483	3569	3659	3742
N32LKW	Wood Legs	2136	2222	2290	2363	2443	2530	2597	2683	2773
		2856	2994	3269	3438	3528	3621	3707	3797	3880

DIMENSIONS

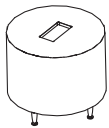
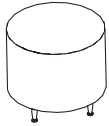
Width	68	Weight	68
Depth	24	Cubic Ft.	17.3
Height	17½		

TO ORDER, SPECIFY:

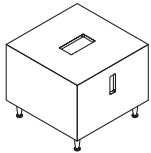
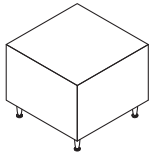
1. Model Number
2. Surface Grommet
3. Side Grommet (when applicable)
4. Wood/Laminate Finish
5. Paint (when applicable)
6. Finish

• See page 523 for Reno options

END TABLE



Optional Surface Grommet Location



Optional Surface and Side Grommet Locations

MODEL NO.

LIST PRICE

ROUND

N32T24ENW	Wood	\$ 1518
N32T24ENL	Laminate	1278

DIMENSIONS (Round Models)

Diameter	24	Weight	35
Height	20 ¹ / ₁₆	Cubic Ft.	11.0

- Side grommet not available on round models
- Optional surface grommet cutout available in G12, G17, and G23 cutout

SQUARE

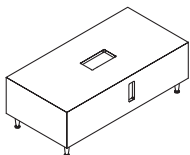
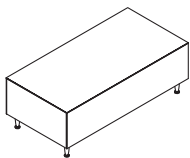
N32T2424ENW	Wood	\$ 1518
N32T2424ENL	Laminate	1278

DIMENSIONS (Square Models)

Width	24	Weight	55
Depth	24	Cubic Ft.	12.6
Height	20 ¹ / ₁₆		

- Optional surface grommet cutout available in G12, G17, and G23 cutout
- Optional side grommet cutout on square table available in G23 cutout
- Some assembly required; feet are field installed
- Power grommet sold separately; reference page 797 for pricing and details
- Optional glass and solid surface kits available; reference page 518 in the Tables Price List

MAGAZINE TABLE



Optional Surface and Side Grommet Locations

N32T2448MGW	Wood	\$ 1628
N32T2448MGL	Laminate	1394

DIMENSIONS

Width	48	Weight	77
Depth	24	Cubic Ft.	19.1
Height	16 ¹ / ₁₆		

- Optional surface grommet cutout available in G12, G17, and G23 cutout
- Optional side grommet cutout available in G23 cutout
- Some assembly required; feet are field installed
- Power grommet sold separately; reference page 797 for pricing and details
- Optional glass and solid surface kits available; reference page 518 in the Tables Price List

RENO

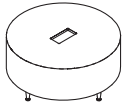
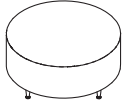
RENO

TO ORDER, SPECIFY:

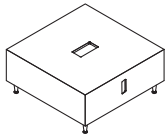
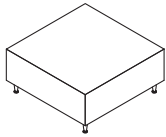
1. Model Number
2. Surface Grommet
3. Side Grommet (when applicable)
4. Wood/Laminate Finish
5. Paint (when applicable)
6. Finish

• See page 523 for Reno options

COFFEE TABLE



Optional Surface Grommet Location



Optional Surface and Side Grommet Locations

MODEL NO.

LIST PRICE

ROUND

N32T36MGW	Wood	\$ 1693
N32T36MGL	Laminate	1461

DIMENSIONS (Round Models)

Diameter	36 ¹ / ₁₆	Weight	55
Height	16 ¹ / ₁₆	Cubic Ft.	18.6

- Side grommet not available on round models
- Optional surface grommet cutout available in G12, G17, and G23 cutout

SQUARE

N32T3636MGW	Wood	\$ 1693
N32T3636MGL	Laminate	1461

DIMENSIONS (Square Models)

Width	36	Weight	65
Depth	36	Cubic Ft.	15
Height	16 ¹ / ₁₆		

- Optional surface grommet cutout available in G12, G17, and G23 cutout
- Optional side grommet cutout on square table available in G23 cutout
- Some assembly required; feet are field installed
- Power grommet sold separately; reference page 797 for pricing and details
- Optional glass and solid surface kits available; reference page 518 in the Tables Price List

COM YARDAGE REQUIREMENTS

COM YARDAGE REQUIREMENTS (54" WIDTH – CUT UP THE ROLL)

MODEL	RAILROADED Contact customer service 800-634-9510 for ydg requirements	NON DIRECTIONAL OR SOLID	1"-4" REPEAT	5"-11" REPEAT	12"-18" REPEAT	COL SQUARE FEET	
			4" VERTICAL X 4" HORIZONTAL	11" VERTICAL X 11" HORIZONTAL	18" VERTICAL X 18" HORIZONTAL		
N32AAM, N32AAW, N32BBM, N32BBW, N32CCML, N32CCMR, N32CCWL, N32CCWR, N32DDMR, N32DDML, N32DDWR, N32DDWL			4.90	5.60	7.30	8.90	98
N32SAAM, N32SAAW, N32SBBM, N32SBBW, N32SCCML, N32SCCMR, N32SCCWL, N32SCCWR, N32SDDMR, N32SDDML, N32SDDWR, N32SDDWL			5.00	6.40	6.90	8.30	100
N32HHM, N32HHW, N32JJMR, N32JJML, N32JJMB, N32JJWR, N32JJWL, N32JJWB			9.00	10.00	10.70	12.30	179
N32SHHM, N32SHHW, N32SJMR, N32SJML, N32SJJMB, N32SJJWR, N32SJWL, N32SJJWB			9.30	10.80	10.90	13.20	185
N32LLM, N32LLW, N32MMMR, N32MMML, N32MMMB, N32MMWR, N32MMWL, N32MMWB			8.90	13.50	14.70	16.90	177
N32SLLM, N32SLLW, N32SMMMR, N32SMMML, N32SMMMB, N32SMMWR, N32SMMWL, N32SMMWB			8.60	10.90	15.50	17.80	171
N32AAMX, N32AAWX, N32BBMX, N32BBWX, N32CCMLX, N32CCMRX, N32CCWLX, N32CCWRX, N32DDMRX, N32DDMLX, N32DDWRX, N32DDWLX	Arm Seat Back	2.80 1.20 2.00	3.40 1.80 2.20	3.80 2.10 2.50	6.00 2.40 2.20	56 24 40	
N32SAAMX, N32SAAWX, N32SBBMX, N32SBBWX, N32SCCMLX, N32SCCMRX, N32SCCWLX, N32SCCWRX, N32SDDMRX, N32SDDMLX, N32SDDWRX, N32SDDWLX	Arm Seat Back	3.00 1.60 1.90	3.10 1.70 2.00	3.40 2.40 2.10	4.00 3.40 2.40	60 32 38	
N32HHMX, N32HHWX, N32JJMRX, N32JJMLX, N32JJMBX, N32JJWRX, N32JJWLX, N32JJWBX	Arm Seat Back	2.80 2.90 3.90	3.40 3.40 4.20	3.80 3.90 5.00	6.00 2.90 5.20	56 58 78	
N32SHHMx, N32SHHWX, N32SJMRX, N32SJMLX, N32SJJMBX, N32SJJWRX, N32SJWLX, N32SJJWBX	Arm Seat Back	3.00 3.70 3.70	3.10 3.90 3.90	3.40 4.90 4.10	4.00 6.20 5.10	60 74 74	
N32LLMX, N32LLWX, N32MMMRX, N32MMMLX, N32MMMBX, N32MMWRX, N32MMWLX, N32MMWBX	Arm Seat Back	2.80 3.40 3.90	3.40 4.80 6.30	3.80 5.00 7.40	6.00 6.40 6.20	56 68 78	
N32SLLMX, N32SLLWX, N32SMMMRX, N32SMMMLX, N32SMMMBX, N32SMMWRX, N32SMMWLX, N32SMMWBX	Arm Seat Back	3.00 3.40 3.70	3.10 4.60 3.80	3.40 7.30 5.80	4.00 9.40 6.40	60 68 74	

RENO

COM YARDAGE REQUIREMENTS

COM YARDAGE REQUIREMENTS (54" WIDTH – CUT UP THE ROLL)

MODEL	RAILROADED Contact customer service 800-634-9510 for ydg requirements	NON DIRECTIONAL OR SOLID	1"-4" REPEAT	5"-11" REPEAT	12"-18" REPEAT	COL SQUARE FEET
			4" VERTICAL X 4" HORIZONTAL	11" VERTICAL X 11" HORIZONTAL	18" VERTICAL X 18" HORIZONTAL	
N32KKC, N32KKM, N32KKW		1.60	2.30	3.40	4.80	32
N32HKM, N32HKW		3.40	4.60	5.10	7.20	68
N32LKM, N32LKW		3.20	3.70	7.00	7.20	64
N32THHW, N32MHHM, N32MHHW		6.60	7.00	8.20	7.50	132
N32MBBM, N32TAAW, N32MBBW		2.80	3.00	4.20	4.40	56
N32MBBMX, N32MBBW, N32TAAWX	Seat Back	1.30 1.90	2.10 2.00	2.50 2.30	2.70 2.50	26 38
N32MHHMX, N32MHHW, N32THHWX	Seat Back	3.10 3.60	3.50 3.90	3.70 5.30	4.20 4.50	62 72
N32TLLW		5.70	6.10	10.60	8.00	113.5
N32TLLWX	Seat Back	2.40 3.60	3.30 3.70	5.00 6.60	4.20 4.50	48 72
N32STAAW		2.70	2.80	4.00	4.40	54
N32STHHW		6.40	6.80	7.80	7.50	127.5
N32STLLW		5.40	5.70	10.20	7.50	107.5
N32STAAWX	Seat Back	1.30 1.70	2.10 1.80	2.40 2.20	2.70 2.40	26 34
N32STHHWX	Seat Back	3.20 3.40	3.50 3.60	3.70 4.50	4.20 4.40	64 68
N32STLLWX	Seat Back	2.40 3.40	3.30 3.40	4.90 5.90	4.20 4.40	48 68

RENO