

---

# Abbott

Product Specifications	22
Fabrics and Options	23
Contrasting Fabrics Specifications	24
Product Pages	25
COM Yardage Requirements	26

**ABBOTT PRODUCT SPECIFICATIONS****FRAME CONSTRUCTION**

- Steam-bent frame is constructed of kiln-dried European beech
- Wall-saver legs flare slightly so they contact the baseboard first, saving the wall's finish
- Seat rails are reinforced with wood corner blocks and cleats attached with glued and wood screws
- Joints are securely fastened with mortise and tenon joinery or double-doweled construction to ensure long-term use

**SEAT CONSTRUCTION**

- Seat suspension is constructed of plywood that is machined to form an open perimeter. Unidirectional webbing is machine-stretched across the open perimeter and stapled to the edges to form a comfortable, secure suspension
- Seat assembly is attached with wood screws to wood cleats on the frame
- Seat cushion is made of 1¼" thin profile, high resiliency, CFC-free foam for maximum comfort and durability
- Seat upholstery is wrapped over the seat cushion

**BACK CONSTRUCTION**

- Upholstered back on applicable models is constructed of two panels that are sandwiched together. Each panel features a contoured 3-ply cross-banded plywood inner panel. Inner panels are covered with high resiliency, CFC-free foam (½" on the front and ¼" on the back). Upholstery is wrapped around the inner panels and secured with upholstery staples. Both front and back upholstery are securely attached to the wood top and cleats with Christmas tree fasteners
- If clean out feature is desired, specify open back model, which is open below the wood top and slat to the seat
- Wood top on upholstered back with wood top model and open back model is curved for back support and comfort

**ARMS**

- Steam-bent, curved arms provide comfort and a unique design that complements various settings

**GLIDES**

- Nylon glides are ¾" in diameter

**CONTRASTING FABRICS**

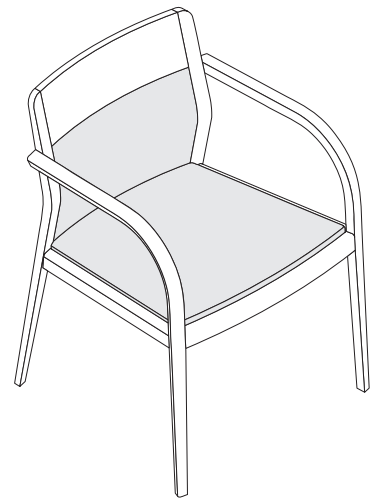
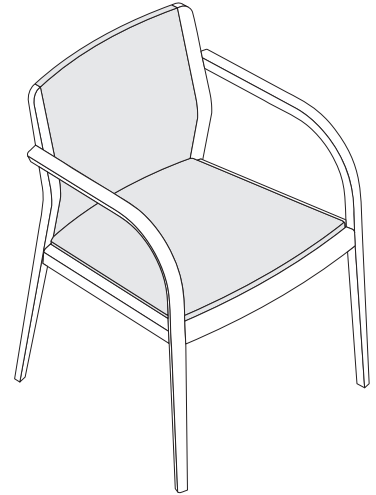
- Contrasting upholstery on backs and seats is available. If different price grades are selected, use our electronic specification tool for accurate pricing

**FINISH**

- Wood finishes applied to solid hardwood are complementary to the same wood finish applied to wood veneer, but not an exact match

**WOOD SPECIES**

- Beech



## SURFACE MATERIALS

See the Kimball Hospitality Surface Materials Reference Guide at [kimballhospitality.com](http://kimballhospitality.com) for a complete overview of our materials program, including:

- Characteristics of wood
- Special wood finishes
- Customer specified laminate (CSL)
- Customer specified paint (CSP)
- Fabric application and colorways
- Customer's own material (COM) process overview
- Alliance program

### ALLIANCE FABRIC PROGRAM

Kimball Hospitality has analyzed each model to most accurately reflect the COM/COL yardage requirements shown on page 26.

The yardage requirement for each model is based on 54" wide fabric and cutting the fabric up the roll.

If repeat is larger than 18", contact Customer Service to confirm the correct amount of yardage required. When ordering 10 or more chairs in the same COM, yardage requirements may be reduced.

Contact Customer Service.

### PRICE GRADES A-R

See Surface Materials at [www.kimballhospitality.com](http://www.kimballhospitality.com) for a wide variety of graded-in fabrics from Arc-Com, CF Stinson, Designtex, Maharam, Momentum, and Ultrafabrics.

### FABRIC SAMPLES

If you need samples for presentation(s), contact our alliance partners directly at:

Arc-Com	800.223.5466	<a href="http://arc-com.com">arc-com.com</a>
Designtex	800.221.1540	<a href="http://designtex.com">designtex.com</a>
CF Stinson	800.841.6279	<a href="http://cfstinson.com">cfstinson.com</a>
Maharam	800.645.3943	<a href="http://maharam.com">maharam.com</a>
Momentum	800.366.6839	<a href="http://memosamples.com">memosamples.com</a>
Ultrafabrics	877.309.6648	<a href="http://ultrafabricsllc.com">ultrafabricsllc.com</a>

## WOOD FINISHES

### PRICE GROUP 1


MC	Amber Cherry
CC	Cordoba Cherry
MH	Mocha Cherry
SC	Sedona Cherry
IM	Brighton Maple*
TM	Huntington Maple
ES	Espresso Walnut
MW	Midtown Walnut
TW	Tribeca Walnut
UW	Urban Walnut
AD	Almond Straight Grain
CO	Canyon Straight Grain
DF	Driftwood Straight Grain
YO	Monterey Straight Grain*
PB	Portobello Straight Grain
792	Sable Straight Grain
NW	Tuscan Straight Grain

\*Abbott is constructed of beech wood. Brighton and Monterey wood finishes on beech are complementary to Brighton on maple and Monterey straight grain, but are not a direct match

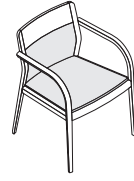
IMPORTANT: Wood finishes applied to solid hardwood are complementary to the same wood finish applied to wood veneer, but not an exact match  
Contact Customer Service for more information

**TO ORDER CONTRASTING FABRIC, SPECIFY****ABBOTT****Fully Upholstered Back Side Chair page 25****Upholstered Back with Wood Top Side Chair page 25****Open Back with Wood Top and Slat Side Chair page 25**

1. Model Number plus "X"
2. Back Upholstery Grade (omit for open back model)
3. Back Upholstery Number (omit for open back model)
4. Seat Upholstery Grade
5. Seat Upholstery number
6. Frame Finish Price Group
7. Finish designator



Fully Upholstered



Upholstered Back with Wood Top

**TO ORDER, SPECIFY:**

1. Model Number
2. Back Upholstery Grade (omit for open back model)
3. Back Upholstery Number (omit for open back model)
4. Seat Upholstery Grade
5. Seat Upholstery number
6. Frame Finish Price Group
7. Finish designator

- See page 23 for Abbott options
- See page 26 for COM fabric yardage

**SIDE CHAIR**

**MODEL NO.**

**ALLIANCE PROGRAM PRICE GRADES**



Fully Upholstered Back



Upholstered Back with Wood Top



Open Back with Wood Top and Slat

			A	B	C	D	E	F	G	H	I
			J	K	L	M	N	O	P	Q	R
K52S1AUFBU	Fully Upholstered Back	\$	1155	1201	1235	1270	1307	1352	1377	1425	1466
			1507	1574	1709	1793	1811	1827	1848	1869	1962
K52S1AUWTRU	Upholstered Back with Wood Top		1314	1354	1384	1415	1447	1486	1508	1550	1586
			1622	1681	1799	1872	1888	1902	1920	1939	2020
K52S1AWHBU	Open Back with Wood Top and Slat		1058	1084	1103	1123	1144	1169	1183	1210	1233
			1256	1294	1370	1417	1427	1436	1448	1460	1512

**DIMENSIONS**

Width	27¾	Seat Height	18	Arm Height	26	Weight	
Depth	24½	Seat Depth	20			Cubic Ft.	
Height	30¾	Seat Width	23				

- Contrasting fabric option – specify X (i.e., K52S1AUFBUX); see page 24. For list pricing, use your electronic specification tool or contact customer service
- Thin, thick, or stiff materials may result in gathers and puckers at corners, contours, and seams
- Upholstered Back with Wood Top - Bottom part of back is upholstered, top part is wood
- Open Back with Wood Top and Slat - Bottom part of back is open, top part is wood with wood slat

## COM YARDAGE REQUIREMENTS

### COM YARDAGE REQUIREMENTS (54" WIDTH – CUT UP THE ROLL)

MODEL	RAILROADED Contact customer service 800-634-9510 for ydg requirements	NON DIRECTIONAL OR SOLID	1"-4" REPEAT	5"-11" REPEAT	12"-18" REPEAT	COL SQUARE FEET
			4" VERTICAL X 4" HORIZONTAL	11" VERTICAL X 11" HORIZONTAL	18" VERTICAL X 18" HORIZONTAL	
K52S1AUFBU	Entire Unit	1.20	1.70	2.80	3.40	24
	Back	0.70	0.80	1.00	2.40	14
	Seat	0.90	1.10	1.40	1.50	18
K52S1AUWTRU	Entire Unit	1.00	1.50	2.00	2.8	20
	Back	0.50	0.70	0.90	1.80	10
	Seat	0.90	1.10	1.40	1.50	18
K52S1AWHBU	Entire Unit	0.90	1.10	1.40	1.50	18