
Wilder

Product Specifications	816
Fabrics and Options	817
Contrasting Fabric	818
Product Pages	819
COM Yardage Requirements	824

WILDER PRODUCT SPECIFICATIONS

LOUNGE AND GUEST SEATING

- Kiln-dried European beech legs
- Wall saver legs
- Adjustable glides
- Clean out (360° design)
- Contoured back support
- Thread color that matches boxing
- Moisture barrier is optional for seat, or seat and inside back. Upcharge applies
- Leg ferrules are available for an additional upcharge

LOUNGE ROCKER AND MID BACK LOUNGE ROCKER

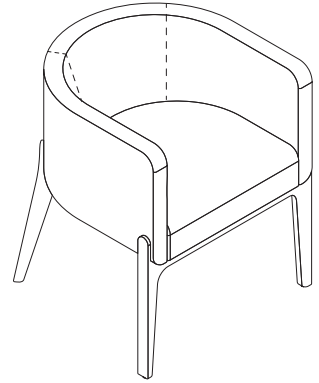
- Kiln-dried European beech legs and runners
- Non-skid, non-marring scuff guard on runners
- Clean out (360° design)
- Contoured back support
- Thread color that matches boxing
- Moisture barrier is optional for seat, or seat and inside back. Upcharge applies

END TABLES FOR USE WITH GUEST SEATING

- Kiln-dried European beech leg
- Solid surface top
- Adjustable glide
- Attachment hardware
- Leg ferrules are available for an additional upcharge

BENCH

- Kiln-dried European beech legs
- Adjustable glides
- Moisture barrier is optional for seat. Upcharge applies
- Leg ferrules are available for an additional upcharge



SURFACE MATERIALS

See the Kimball Hospitality Surface Materials Reference Guide at kimballhospitality.com for a complete overview of our materials program, including:

- Characteristics of wood
- Special wood finishes
- Customer specified laminate (CSL)
- Customer specified paint (CSP)
- Fabric application and colorways
- Customer's own material (COM) process overview
- Alliance program

ALLIANCE FABRIC PROGRAM

Kimball Hospitality has analyzed each model to most accurately reflect the COM/COL yardage requirements shown on page 824.

The yardage requirement for each model is based on 54" wide fabric and cutting the fabric up the roll.

If repeat is larger than 18", contact Customer Service to confirm the correct amount of yardage required. When ordering 10 or more chairs in the same COM, yardage requirements may be reduced.

Contact Customer Service.

PRICE GRADES A-R

See Surface Materials at www.kimballhospitality.com for a wide variety of graded-in fabrics from Arc-Com, Carnegie, CF Stinson, Designtex, Maharam, Mayer, Momentum, and Ultrafabrics.

FABRIC SAMPLES

If you need samples for presentation(s), contact our alliance partners directly at:

Arc-Com	800.223.5466	arc-com.com
Carnegie	800.727.6770	carnegiefabrics.com
CF Stinson	800.841.6279	cfstinson.com
Designtex	800.221.1540	designtex.com
Maharam	800.645.3943	maharam.com
Mayer	800.428.4415	mayerfabrics.com
Momentum	800.366.6839	memosamples.com
Ultrafabrics	877.309.6648	ultrafabricsllc.com

FRAME AND LEGS

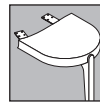
WOOD

BZ	Brazilwood	MH	Mocha
CO	Canyon	YO	Monterey
CI	Chai	PC	Porcini
CC	Cordoba	PB	Portobello
DF	Driftwood	792	Sable
KN	Kona	NW	Tuscan
MW	Midtown	WL	Willow

IMPORTANT: Wood finishes applied to solid hardwood are complementary to the same wood finish applied to wood veneer, but not an exact match
Contact Customer Service for more information

END TABLES

- Table attaches to guest chair or settee with two mounting brackets



SOLID SURFACE

STANDARD

7101	Bisque
405	Designer White

PREMIUM*

467	Carbon Concrete
468	Neutral Concrete
464	Peace Grey
469	Weathered Concrete

*\$544 Upcharge applies

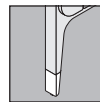
EOS*

495	EOS ^{CU} Beige
496	EOS ^{CU} Grey

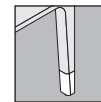
*Upcharge applies

LEG FERRULES

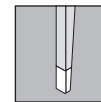
- Protects bottom of the legs



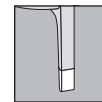
Lounge



Guest



Table



Bench

X	No Leg Ferrule
462	Cinder (upcharge applies)
501	Platinum Metallic (upcharge applies)

MOISTURE BARRIER

X	No Moisture Barrier
MB1	Seat (\$140 upcharge)
MB2	Seat and Inside Back (\$245 upcharge)

TO ORDER CONTRASTING FABRIC, SPECIFY

WILDER

Lounge Chair page 819

Lounge Loveseat page 819

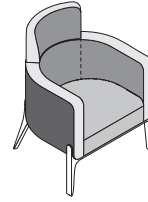
Mid Back Lounge Chair page 819

Mid Back Lounge Loveseat page 819

1. Model Number plus "X"
2. Inside Back Fabric Grade
3. Inside Back Fabric Number
4. Outside Back Fabric Grade
5. Outside Back Fabric Number
6. Seat Fabric Grade
7. Seat Fabric Number
8. Boxing Fabric Grade
9. Boxing Fabric Number
10. Wood Finish Price Group
11. Wood Finish Designator
12. Moisture Barrier Optional for Seat or Seat and Inside Back
13. Leg Ferrules



K84L1C

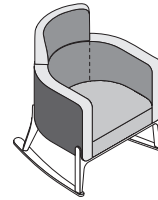


K84LMB1C

Lounge Rocker page 820

Mid Back Lounge Rocker page 820

1. Model Number plus "X"
2. Inside Back Fabric Grade
3. Inside Back Fabric Number
4. Outside Back Fabric Grade
5. Outside Back Fabric Number
6. Seat Fabric Grade
7. Seat Fabric Number
8. Boxing Fabric Grade
9. Boxing Fabric Number
10. Wood Finish Price Group
11. Wood Finish Designator
12. Moisture Barrier Optional for Seat or Seat and Inside Back



K84RMB1C

Guest Chair page 821

Guest Settee page 821

1. Model Number plus "X"
2. Inside Back Fabric Grade
3. Inside Back Fabric Number
4. Outside Back Fabric Grade
5. Outside Back Fabric Number
6. Seat Fabric Grade
7. Seat Fabric Number
8. Boxing Fabric Grade
9. Boxing Fabric Number
10. Wood Finish Price Group
11. Wood Finish Designator
12. Moisture Barrier Optional for Seat or Seat and Inside Back
13. Leg Ferrules



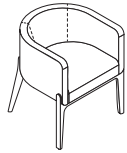
K84G1C

TO ORDER, SPECIFY:

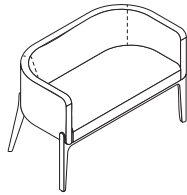
1. Model Number
2. Inside Back Fabric Grade
3. Inside Back Fabric Number
4. Outside Back Fabric Grade
5. Outside Back Fabric Number
6. Seat Fabric Grade
7. Seat Fabric Number
8. Boxing Fabric Grade
9. Boxing Fabric Number
10. Wood Finish Price Group
11. Wood Finish Designator
12. Moisture Barrier Optional for Seat or Seat and Inside Back
13. Leg Ferrules

- See page 817 for Wilder options
- See page 824 for COM fabric yardage

LOUNGE SEATING



Lounge Chair



Loveseat

MODEL NO.

ALLIANCE PROGRAM PRICE GRADES

			A	B	C	D	E	F	G	H	I
			J	K	L	M	N	O	P	Q	R
K84L1C	Chair	\$	2856	3009	3129	3249	3378	3531	3618	3786	3925
			4068	4299	4759	5049	5111	5169	5242	5309	5629
K84L2C	Loveseat		3869	4058	4206	4354	4514	4703	4810	5015	5188
			5364	5648	6216	6576	6652	6724	6812	6894	7291

DIMENSIONS - CHAIR

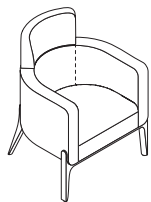
Width	30	Seat Height	18	Arm Height	29	Weight	63
Depth	27¼	Seat Depth	19¾			Cubic Ft.	13.70
Height	29	Seat Width	22				

DIMENSIONS - LOVESEAT

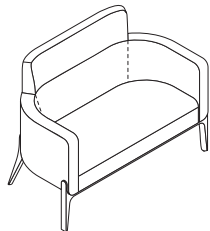
Width	52	Seat Height	18	Arm Height	29	Weight	109.1
Depth	27¼	Seat Depth	19¾			Cubic Ft.	23.80
Height	29	Seat Width	44				

- Contrasting fabric option – specify X (i.e., K84L1CX); see page 818. For list pricing, use your electronic specification tool or contact customer service
- Kiln-dried European beech legs
- Wall saver legs
- Adjustable glides
- Clean out (360° design)
- Contoured back support
- Thread color that matches boxing
- Leg ferrules available in 462 Cinder and 501 Platinum Metallic for a \$232 upcharge

MID BACK LOUNGE SEATING



Mid Back Chair



Mid Back Loveseat

			A	B	C	D	E	F	G	H	I
			J	K	L	M	N	O	P	Q	R
K84LMB1C	Mid Back Chair	\$	3575	3728	3848	3968	4097	4250	4337	4505	4644
			4787	5018	5478	5768	5830	5888	5961	6028	6348
K84LMB2C	Mid Back Loveseat		4881	5070	5218	5366	5526	5715	5822	6027	6200
			6376	6660	7228	7588	7664	7736	7824	7906	8303

DIMENSIONS - MID BACK CHAIR

Width	30	Seat Height	18	Arm Height	29	Weight	82
Depth	27¼	Seat Depth	19¾			Cubic Ft.	29.10
Height	38%	Seat Width	22				

DIMENSIONS - MID BACK LOVESEAT

Width	52	Seat Height	18	Arm Height	29	Weight	135
Depth	27¼	Seat Depth	19¾			Cubic Ft.	41.60
Height	38%	Seat Width	44				

- Contrasting fabric option – specify X (i.e., K84LMB1CX); see page 818. For list pricing, use your electronic specification tool or contact customer service
- Kiln-dried European beech legs
- Wall saver legs
- Adjustable glides
- Clean out (360° design)
- Contoured back support
- Thread color that matches boxing
- Leg ferrules available in 462 Cinder and 501 Platinum Metallic for a \$232 upcharge

WILDER

TO ORDER, SPECIFY:

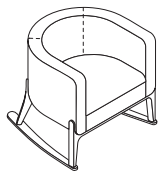
1. Model Number
2. Inside Back Fabric Grade
3. Inside Back Fabric Number
4. Outside Back Fabric Grade
5. Outside Back Fabric Number
6. Seat Fabric Grade
7. Seat Fabric Number
8. Boxing Fabric Grade
9. Boxing Fabric Number
10. Wood Finish Price Group
11. Wood Finish Designator
12. Moisture Barrier Optional for Seat or Seat and Inside Back

- See page 817 for Wilder options
- See page 824 for COM fabric yardage

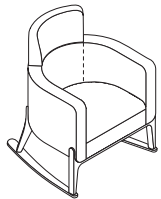
LOUNGE ROCKER AND MID BACK LOUNGE ROCKER

MODEL NO.

ALLIANCE PROGRAM PRICE GRADES



Lounge Rocker



Mid Back Lounge Rocker

			A	B	C	D	E	F	G	H	I
			J	K	L	M	N	O	P	Q	R
K84R1C	Rocker	\$	3771	3924	4044	4164	4293	4446	4533	4701	4840
			4983	5214	5674	5964	6026	6084	6157	6224	6544
K84RMB1C	Mid Back Rocker		4032	4185	4305	4425	4554	4707	4794	4962	5101
			5244	5475	5935	6225	6287	6345	6418	6485	6805

DIMENSIONS - ROCKER

Width	30½	Seat Height	18¾	Arm Height	29	Weight	75
Depth	28¾	Seat Depth	19¾			Cubic Ft.	20.30
Height	29	Width	22				

DIMENSIONS - MID BACK ROCKER

Width	30½	Seat Height	18¾	Arm Height	29	Weight	82
Depth	28¾	Seat Depth	19¾			Cubic Ft.	29.10
Height	38¾	Width	22				

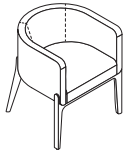
- Contrasting fabric option – specify X (i.e., K84R1CX); see page 818. For list pricing, use your electronic specification tool or contact customer service
- Kiln-dried European beech legs
- Non-skid, non-marring scuff guard on runners
- Clean out (360° design)
- Contoured back support
- Thread color that matches boxing

TO ORDER, SPECIFY:

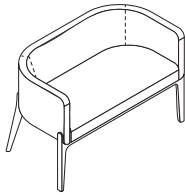
1. Model Number
2. Inside Back Fabric Grade
3. Inside Back Fabric Number
4. Outside Back Fabric Grade
5. Outside Back Fabric Number
6. Seat Fabric Grade
7. Seat Fabric Number
8. Boxing Fabric Grade
9. Boxing Fabric Number
10. Wood Finish Price Group
11. Wood Finish Designator
12. Moisture Barrier Optional for Seat or Seat and Inside Back
13. Leg Ferrules

- See page 817 for Wilder options
- See page 824 for COM fabric yardage

GUEST SEATING



Guest Chair



Settee

MODEL NO.

ALLIANCE PROGRAM PRICE GRADES

			A	B	C	D	E	F	G	H	I
			J	K	L	M	N	O	P	Q	R
K84G1C	Chair	\$	2541	2673	2776	2876	2988	3118	3193	3336	3454
			3577	3772	4166	4416	4468	4516	4579	4636	4910
K84G2C	Loveseat		3104	3249	3361	3473	3595	3739	3821	3978	4108
			4242	4458	4891	5165	5223	5277	5345	5409	5710

DIMENSIONS - CHAIR

Width	25	Seat Height	18	Arm Height	29	Weight	48
Depth	24¼	Seat Depth	18½			Cubic Ft.	10.50
Height	29	Seat Width	20				

DIMENSIONS - LOVESEAT

Width	45	Seat Height	18	Arm Height	29	Weight	85.6
Depth	24¼	Seat Depth	18½			Cubic Ft.	18.70
Height	29	Seat Width	40				

- Contrasting fabric option – specify X (i.e., K84G1CX); see page 818. For list pricing, use your electronic specification tool or contact customer service
- Kiln-dried European beech legs
- Wall saver legs
- Adjustable glides
- Clean out (360° design)
- Contoured back support
- Thread color that matches boxing
- Leg ferrules available in 462 Cinder and 501 Platinum Metallic for a \$232 upcharge

WILDER

TO ORDER, SPECIFY:

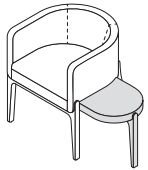
1. Model Number
2. Solid Surface Grade
3. Solid Surface Color Designator
4. Wood Finish Price Group
5. Wood Finish Designator
6. Leg Ferrules

• See page 817 for Wilder options

END TABLE FOR USE WITH GUEST SEATING

MODEL NO.

LIST PRICE



End Table Left (as seated)

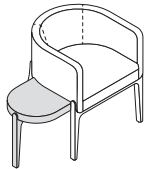
K84THRE1515LSS	End Table Left	\$	1252
K84THRE1515RSS	End Table Right		1252

DIMENSIONS

Width	13½
Depth	17½
Height	15

Weight	29
Cubic Ft.	1.20

- Kiln-dried European beech leg
- Solid surface top
- Adjustable glide
- Attachment hardware
- Leg ferrules available in 462 Cinder and 501 Platinum Metallic for a \$58 upcharge



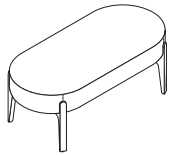
End Table Right (as seated)

TO ORDER, SPECIFY:

1. Model Number
2. Seat Fabric Grade
3. Seat Fabric Number
4. Wood Finish Price Group
5. Wood Finish Designator
6. Moisture Barrier Optional for Seat
7. Leg Ferrules

- See page 817 for Wilder options
- See page 824 for COM fabric yardage

BENCH



MODEL NO.

ALLIANCE PROGRAM PRICE GRADES

		A	B	C	D	E	F	G	H	I
		J	K	L	M	N	O	P	Q	R
K84B2	\$	2120	2176	2219	2263	2310	2366	2398	2459	2510
		2562	2646	2814	2921	2944	2965	2991	3016	3133

DIMENSIONS

Width	48	Seat Height	18	Weight	50.9
Depth	22	Seat Depth	22	Cubic Ft.	11.10
Height	18	Seat Width	48		

- Kiln-dried European beech legs
- Adjustable glides
- Leg ferrules available in 462 Cinder and 501 Platinum Metallic for a \$232 upcharge

COM YARDAGE REQUIREMENTS

COM YARDAGE REQUIREMENTS (54" WIDTH – CUT UP THE ROLL)

MODEL	RAILROADED Contact customer service 800-634-9510 for ydg requirements	NON DIRECTIONAL OR SOLID	1"-4" REPEAT	5"-11" REPEAT	12"-18" REPEAT	COL SQUARE FEET
			4" VERTICAL X 4" HORIZONTAL	11" VERTICAL X 11" HORIZONTAL	18" VERTICAL X 18" HORIZONTAL	
K84L1C	Entire Unit	2.70	3.60	4.80	7.70	53.7
	Inside Back	1.30	1.50	1.80	3.20	24.9
	Outside Back	1.30	1.50	2.40	3.20	26
	Seat	0.90	1.00	2.00	2.70	18.3
	Boxing	1.30	1.40	1.60	2.50	16
K84L2C	Entire Unit	4.00	5.30	7.40	8.40	79.1
	Inside Back	1.20	1.50	2.30	3.40	24.4
	Outside Back	1.90	2.30	3.20	3.40	38.7
	Seat	1.40	1.80	2.00	3.40	28.8
	Boxing	1.30	1.80	2.30	2.70	16
K84LMB1C	Entire Unit	3.00	3.50	3.60	4.50	60.5
	Inside Back	1.20	1.40	1.40	1.80	24.7
	Outside Back	1.30	1.50	1.60	2.00	25.7
	Seat	0.90	1.00	1.10	1.40	18.2
	Boxing	1.30	1.50	1.60	2.00	25.2
K84LMB2C	Entire Unit	4.70	5.40	5.60	7.10	93.3
	Inside Back	1.60	1.80	1.90	2.40	31.2
	Outside Back	2.20	2.50	2.60	3.30	44.6
	Seat	1.50	1.70	1.80	2.30	29.2
	Boxing	1.30	1.50	1.60	2.00	26.1
K84R1C	Entire Unit	2.70	3.10	3.20	4.10	53
	Inside Back	1.30	1.50	1.60	2.00	25
	Outside Back	1.30	1.50	1.60	2.00	25
	Seat	0.90	1.00	1.10	1.40	17.8
	Boxing	1.30	1.50	1.60	2.00	10
K84RMB1C	Entire Unit	3.00	3.50	3.60	4.50	60.5
	Inside Back	1.20	1.40	1.40	1.80	24.7
	Outside Back	1.30	1.50	1.60	2.00	25.7
	Seat	0.90	1.00	1.10	1.40	18.2
	Boxing	1.30	1.50	1.60	2.00	25.2
K84G1C	Entire Unit	2.00	2.80	3.40	4.30	40.4
	Inside Back	1.00	1.30	1.80	1.80	20.5
	Outside Back	1.10	1.40	1.50	2.90	22.1
	Seat	0.80	1.00	1.50	2.30	15.5
	Boxing	1.20	1.30	1.70	2.20	13.5
K84G2C	Entire Unit	3.10	3.80	4.80	5.80	60.9
	Inside Back	1.10	1.40	1.90	2.30	21
	Outside Back	1.10	1.40	1.60	3.00	22.1
	Seat	1.20	1.40	2.00	2.30	24.4
	Boxing	1.10	1.40	2.00	2.20	16
K84B2	Entire Unit	1.80	2.30	3.50	3.50	34.9