
Confide

LOUNGE, FREESTANDING TABLES

Product Specifications	94
Fabrics and Options	95
Contrasting Fabrics Specifications	96
Product Pages	97

GUEST, BARIATRIC, AND TABLES, BENCHES

Product Specifications	101
Fabrics and Options	102
Contrasting Fabrics Specifications	103
Product Pages	104

COM YARDAGE REQUIREMENTS

107

CONFIDE PRODUCT SPECIFICATIONS—LOUNGE, FREESTANDING TABLES

LOUNGE WITH UPHOLSTERED BACK PANELS

FRAME CONSTRUCTION

- Interior frame is constructed of plywood with tenon joints that are glued and stapled for maximum joint stability
- Welded leg assembly is screwed within the arm frame assembly
- 12-gauge back brackets are attached to the frame with wood screws

FULLY UPHOLSTERED BACK CONSTRUCTION

- 1" of high grade polyurethane foam covers a plywood back panel

EXPOSED WOOD BACK CONSTRUCTION

- 1" of high grade polyurethane foam covers a plywood back panel

SEAT CONSTRUCTION

- 3¼" of high grade polyurethane foam covers a plywood seat panel
- Easy clean wipe out feature

ARMS

- ¾" of high grade polyurethane foam covers a plywood constructed arm frame

CONTRASTING FABRIC

- Contrasting fabric available on all models

LEGS

- Front and back legs and cross member are made from 7⁄8" x 1¼" 16-gauge elliptical tubular steel. Cross member is joined to the front and back leg with metal inert gas (MIG) welds
- Wall saving design feature

TABLET ARM

- ¾" thick MDF core with black 3D Laminate or ¾" plywood core with maple veneer
- Attached with ¼" steel base plate and screws that mount over ¾" diameter insert rod and fits into structure of arm
- Allows for 360° swivel and writing surface of 14" W x 9½" D

GLIDES

- Front legs feature a 1" adjustable leveling glide
- Back legs feature a 1" adjustable 1" swivel leveling glide
- Soft glides are available for an additional upcharge

ARM CAPS

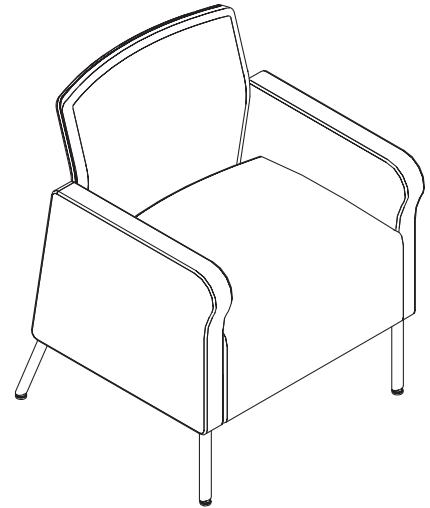
- Available with black protective polyurethane or decorative solid hard maple
- Arm cap is not an option on arm where tablet is specified
- Arm caps cannot be retrofitted to non-arm cap models
- Arm caps are field serviceable

FINISHES

- Concrete, Cinder, Iron, Platinum Metallic and Satin Nickel Metallic frames are finished with an electrostatic baked-on powder coat
- Wood components feature a catalyzed top coat that resists denting, peeling and reactions to chemicals
- Can be cleaned with a damp cloth
- When specifying Brighton, Natural, and Sonoma finish, variation in color is acceptable due to the nature of wood characteristics

WOOD SPECIES

- Hard maple



TABLES

FRAME CONSTRUCTION

- Table frame is made from 7⁄8" x 1¼" 16-gauge elliptical tubular steel
- Cross members are made from 7⁄8" 16-gauge round tubular steel
- Cross members are joined to the U-bent side members with metal inert gas (MIG) welds

TOPS

- Veneer models feature a ¾" molded laminated HDF core slipmatched maple veneer
- Laminate models feature a ¾" molded laminated HDF core with laminate (HPL) top

SURFACE MATERIALS

See the Kimball Hospitality Surface Materials Reference Guide at kimballhospitality.com for a complete overview of our materials program, including:

- Characteristics of wood
- Special wood finishes
- Customer-specified laminate (CSL)
- Customer-specified paint (CSP)
- Fabric application and colorways
- Customer's own material (COM) process overview
- Alliance program

ALLIANCE FABRIC PROGRAM

Kimball Hospitality has analyzed each model to most accurately reflect the COM/CDL yardage requirements shown on page 107.

The yardage requirement for each model is based on 54" W fabric and cutting the fabric up the roll.

If repeat is larger than 18", contact Customer Service to confirm the correct amount of yardage required. When ordering 10 or more chairs in the same COM, yardage requirements may be reduced.

Contact Customer Service.

PRICE GRADES A-R

See Surface Materials at www.kimballhospitality.com for a wide variety of graded-in fabrics from Arc-Com, CF Stinson, Designtex, Maharam, Momentum, and Ultrafabrics.

FABRIC SAMPLES

If you need samples for presentation(s), contact our alliance partners directly at:

Arc-Com	800.223.5466	arc-com.com
Designtex	800.221.1540	designtex.com
CF Stinson	800.841.6279	cfstinson.com
Maharam	800.645.3943	maharam.com
Momentum	800.366.6839	memosamples.com
Ultrafabrics	877.309.6648	ultrafabricsllc.com

TABLET ARM

T	3D Laminate, Black
WAC	Wood, Autumn
WAD	Wood, Almond
WBZ	Wood, Brazilwood
WCI	Wood, Chai
WCL	Wood, Caramel
WCW	Wood, Cordovan
WDW	Wood, Judicial
WHN	Wood, Honey
WIM	Wood, Brighton
WKN	Wood, Kona
WMC	Wood, Amber
WMH	Wood, Mocha
WNM	Wood, Natural
WPB	Wood, Portobello
WPC	Wood, Porcini
WPT	Wood, Portico
WSK	Wood, Skyline
WSM	Wood, Sonoma
WTF	Wood, Truffle
WWL	Wood, Willow
W405	Wood, Designer White
W462	Wood, Cinder
W792	Wood, Sable
W793	Wood, Acorn*

FINISHES

AC	Autumn	NM	Natural
AD	Almond	PB	Portobello
BZ	Brazilwood	PC	Porcini
CI	Chai	PT	Portico
CL	Caramel	SK	Skyline
CW	Cordovan	SM	Sonoma
DW	Judicial	TF	Truffle
HN	Honey	WL	Willow
IM	Brighton	405	Designer White
KN	Kona	462	Cinder
MC	Amber	792	Sable
MH	Mocha	793	Acorn*

*Acorn is the finish complement to Clear Walnut finish

LAMINATES

AC2	Autumn 2	NM	Natural
AD	Almond	PB	Portobello
BZ	Brazilwood	PC	Porcini
CI	Chai	PT	Portico
CL	Caramel	SK	Skyline
CW	Cordovan	SM	Sonoma
DW	Judicial	TF	Truffle
HN2	Honey 2	WL	Willow
IM	Brighton	405	Designer White
KN	Kona	462	Cinder
MC	Amber	792	Sable
MH	Mocha	793	Acorn*

*Acorn is the finish and laminate complement to Clear Walnut finish

ARM CAP

(\$99 upcharge per polyurethane arm cap, \$169 upcharge per wood arm cap)

CAP_U	Polyurethane
CAP_AC	Autumn
CAP_AD	Almond
CAP_CL	Caramel
CAP_CW	Cordovan
CAP_DW	Judicial
CAP_HN	Honey
CAP_IM	Brighton
CAP_MC	Amber
CAP_MH	Mocha
CAP_NM	Natural
CAP_PB	Portobello
CAP_PT	Portico
CAP_SK	Skyline
CAP_SM	Sonoma
CAP_TF	Truffle
CAP_405	Designer White
CAP_462	Cinder
CAP_792	Sable
CAP_793	Acorn*
X	No Cap

LEG COLORS

423	Concrete
462	Cinder
463	Iron
501	Platinum Metallic
503	Satin Nickel Metallic

GLIDES

STD	Standard
C10	Soft (add \$32 list)

TO ORDER CONTRASTING FABRIC, SPECIFY

CONFIDE, LOUNGE

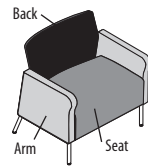
1 Seat Lounge page 97

2 Seat Lounge page 97

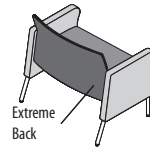
3 Seat Lounge page 98

Bariatric Lounge page 99

1. Model Number plus "X"
2. Back Fabric Grade Number/Cover Number
3. Extreme Back Fabric Grade Number/Cover Number
4. Seat Fabric Grade Number/Cover Number
5. Arm Fabric Grade Number/Cover Number
6. Tablet and Finish (when applicable)
7. Arm Cap (when applicable)
8. Wood Back Finish Color (when applicable)
9. Leg Color



Contrasting Upholstery



Contrasting Upholstery Back View

TO ORDER, SPECIFY:

1. Model Number
2. Fabric Grade Number
3. Fabric Cover Number
4. Tablet and Finish (when applicable)
5. Arm Cap (when applicable)
6. Wood Back Finish Color (when applicable)
7. Leg Color

- See page 95 for Confide options
- See pages 107-108 for COM fabric yardage

1 SEAT LOUNGE



Upholstered



Wood Back



Tablet and Arm Cap

MODEL NO.

ALLIANCE PROGRAM PRICE GRADES


			A	B	C	D	E	F	G	H	I
			J	K	L	M	N	O	P	Q	R
N78LAU	Upholstered Back	\$	2546	2639	2710	2786	2870	2959	3030	3122	3215
			3305	3449	3737	3916	4009	4105	4198	4290	4380
N78LAW	Wood Back		2707	2794	2860	2932	3010	3094	3160	3247	3334
			3418	3553	3823	3991	4078	4168	4255	4342	4426
N78LAUR	Upholstered Back Tablet Right Arm		2855	2948	3019	3095	3179	3268	3339	3431	3524
N78LAUL	Upholstered Back Tablet Left Arm		2855	2948	3019	3095	3179	3268	3339	3431	3524
			3614	3758	4046	4225	4318	4414	4507	4599	4689
N78LAWR	Wood Back Tablet Right Arm		3016	3103	3169	3241	3319	3403	3469	3556	3643
			3727	3862	4132	4300	4387	4477	4564	4651	4735
N78LAWL	Wood Back Tablet Left Arm		3016	3103	3169	3241	3319	3403	3469	3556	3643
			3727	3862	4132	4300	4387	4477	4564	4651	4735

DIMENSIONS

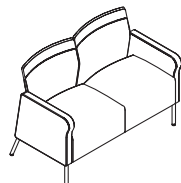
Width	27¼	Seat Height	18½	Arm Height	26	Weight	70
Depth	26%	Seat Depth	19	Back Height	33%	Cubic Ft.	21.8
Height	33%	Seat Width	21½	Back Width	21½	Weight with Tablet	77
						Cubic Ft. with Tablet	21.8

- Contrasting fabric option – specify X (i.e., N78LAUX); see page 96. For list pricing, use your electronic specification tool or contact customer service
- Arm cap is not an option on arm where tablet is specified
- Soft glide option available
- Polyurethane arm cap option available for a \$99 list upcharge per cap
- Wood arm cap option available for a \$169 list upcharge per cap


2 SEAT LOUNGE



Upholstered



Wood Back



Tablet and Arm Cap

			A	B	C	D	E	F	G	H	I
			J	K	L	M	N	O	P	Q	R
N78LBU	Upholstered Back	\$	3335	3471	3575	3687	3810	3941	4045	4181	4317
			4449	4660	5083	5347	5483	5624	5760	5896	6028
N78LBW	Wood Back		3665	3792	3889	3995	4109	4232	4329	4457	4584
			4708	4906	5302	5548	5676	5808	5935	6063	6186
N78LBUR	Upholstered Back Tablet Right Arm		3644	3780	3884	3996	4119	4250	4354	4490	4626
N78LBUL	Upholstered Back Tablet Left Arm		3644	3780	3884	3996	4119	4250	4354	4490	4626
			4758	4969	5392	5656	5792	5933	6069	6205	6337
N78LBUB	Upholstered Back Tablet Both Arms		3952	4088	4192	4304	4427	4558	4662	4798	4934
			5066	5277	5700	5964	6100	6241	6377	6513	6645
N78LBWR	Wood Back Tablet Right Arm		3974	4101	4198	4304	4418	4541	4638	4766	4893
			5017	5215	5611	5857	5985	6117	6244	6372	6495
N78LBWL	Wood Back Tablet Left Arm		3974	4101	4198	4304	4418	4541	4638	4766	4893
			5017	5215	5611	5857	5985	6117	6244	6372	6495
N78LBWB	Wood Back Tablet Both Arms		4280	4407	4504	4610	4724	4847	4944	5072	5199
			5323	5521	5917	6163	6291	6423	6550	6678	6801

DIMENSIONS

Width	49	Seat Height	18½	Arm Height	26	Weight	105
Depth	26%	Seat Depth	19	Back Height	33%	Cubic Ft.	37.5
Height	33%	Seat Width	21½	Back Width	21½	Weight with Tablet	119
						Cubic Ft. with Tablet	37.5

- Contrasting fabric option – specify X (i.e., N78LBUX); see page 96. For list pricing, use your electronic specification tool or contact customer service
- Arm cap is not an option on arm where tablet is specified
- Soft glide option available
- Polyurethane arm cap option available for a \$99 list upcharge per cap
- Wood arm cap option available for a \$169 list upcharge per cap

TO ORDER, SPECIFY:


1. Model Number
2. Fabric Grade Number
3. Fabric Cover Number
4. Tablet and Finish (when applicable)
5. Arm Cap (when applicable)
6. Wood Back Finish Color (when applicable)
7. Leg Color

- See page 95 for Confide options
- See pages 107-108 for COM fabric yardage


3 SEAT LOUNGE

MODEL NO.


ALLIANCE PROGRAM PRICE GRADES



Upholstered



Wood Back



Tablet and Arm Cap

			A	B	C	D	E	F	G	H	I
			J	K	L	M	N	O	P	Q	R
N78LCU	Upholstered Back	\$	4203	4388	4529	4683	4849	5028	5169	5355	5540
			5720	6008	6584	6942	7128	7320	7505	7691	7870
N78LCW	Wood Back		4757	4934	5068	5214	5373	5544	5678	5855	6032
			6202	6477	7026	7368	7544	7727	7904	8081	8252
N78LCUR	Upholstered Back Tablet Right Arm		4512	4697	4838	4992	5158	5337	5478	5664	5849
			6029	6317	6893	7251	7437	7629	7814	8000	8179
N78LCUL	Upholstered Back Tablet Left Arm		4512	4697	4838	4992	5158	5337	5478	5664	5849
			6029	6317	6893	7251	7437	7629	7814	8000	8179
N78LCUB	Upholstered Back Tablet Both Arms		4818	5003	5144	5298	5464	5643	5784	5970	6155
			6335	6623	7199	7557	7743	7935	8120	8306	8485
N78LCWR	Wood Back Tablet Right Arm		5066	5243	5377	5523	5682	5853	5987	6164	6341
			6511	6786	7335	7677	7853	8036	8213	8390	8561
N78LCWL	Wood Back Tablet Left Arm		5066	5243	5377	5523	5682	5853	5987	6164	6341
			6511	6786	7335	7677	7853	8036	8213	8390	8561
N78LCWB	Wood Back Tablet Both Arms		5372	5549	5683	5829	5988	6159	6293	6470	6647
			6817	7092	7641	7983	8159	8342	8519	8696	8867

DIMENSIONS

Width	71	Seat Height	18½	Arm Height	26	Weight	140
Depth	26¾	Seat Depth	19	Back Height	33¾	Cubic Ft.	51.8
Height	33¾	Seat Width	21½	Back Width	21½	Weight with Tablet	154
						Cubic Ft. with Tablet	63.9

- Contrasting fabric option – specify X (i.e., N78LCUX); see page 96. For list pricing, use your electronic specification tool or contact customer service
- Arm cap is not an option on arm where tablet is specified
- Soft glide option available
- Polyurethane arm cap option available for a \$99 list upcharge per cap
- Wood arm cap option available for a \$169 list upcharge per cap

TO ORDER, SPECIFY:

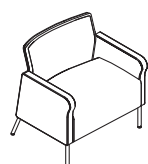
1. Model Number
2. Fabric Grade Number
3. Fabric Cover Number
4. Tablet and Finish (when applicable)
5. Arm Cap (when applicable)
6. Wood Back Finish Color (when applicable)
7. Leg Color

- See page 95 for Confide options
- See pages 107-108 for COM fabric yardage

BARIATRIC LOUNGE

MODEL NO.

ALLIANCE PROGRAM PRICE GRADES



Upholstered



Wood Back



Arm Caps

			A	B	C	D	E	F	G	H	I
			J	K	L	M	N	O	P	Q	R
N78LEU	Upholstered Back	\$	2863	2982	3072	3170	3277	3392	3482	3601	3720
			3834	4019	4388	4618	4736	4859	4978	5097	5212
N78LEW	Wood Back		3092	3202	3285	3377	3475	3582	3665	3776	3886
			3992	4163	4505	4718	4828	4942	5052	5163	5269

DIMENSIONS

Width	37	Seat Height	18½	Arm Height	26	Weight	75
Depth	26¾	Seat Depth	19	Back Height	33¾	Cubic Ft.	31.0
Height	35¾	Seat Width	31½	Back Width	31½		

- Meets 500 lb. weight load
- Contrasting fabric option – specify X (i.e., N78LEUX); see page 96. For list pricing, use your electronic specification tool or contact customer service
- Soft glide option available
- Polyurethane arm cap option available for a \$99 list upcharge per cap
- Wood arm cap option available for a \$169 list upcharge per cap

CONFIDE

TO ORDER, SPECIFY:

1. Model Number
2. Finish/Laminate Designator
3. Leg Color
4. Glide

• See page 95 for Confide options

PERSONAL PULL-UP TABLE



MODEL NO.		LIST PRICE
-----------	--	------------

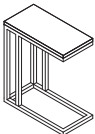
10N1622RTPUW	Wood	\$ 1162
10N1622RTPUL	Laminate	1162

DIMENSIONS

Width	22	Weight	32
Depth	13 $\frac{3}{4}$	Cubic Ft.	9.25
Height	28 $\frac{1}{2}$		

- 50 lb. weight limit
- Specify metal finish (423) Concrete, (462) Cinder, (463) Iron, (501) Platinum Metallic, or (503) Satin Nickel Metallic
- Veneer species is maple
- Acorn is the laminate/wood complement to Clear Walnut finish

PERSONAL PULL-UP TABLE



White Marble

10N1120RTPU2SS	White Marble	\$ 819
10N1620RTPU2SB	Black Marble	819

DIMENSIONS - WHITE MARBLE

Width	20	Weight	30
Depth	11	Cubic Ft.	5
Height	25		

DIMENSIONS - BLACK MARBLE

Width	20	Weight	30
Depth	16	Cubic Ft.	6.95
Height	25		

- 50 lb. weight limit
- White Marble model has a Platinum Metallic base; Black Marble model has a Cinder base
- 10N1620RTPU2SB top material is Porcelain with pattern Nero Marquina
- 10N1120RTPU2SS top material is Natural Marble species of Bianco Crown Marble
- Specify model number only



Black Marble

END TABLE



End Table

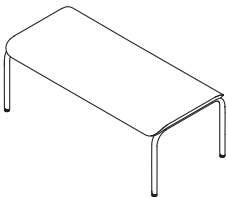
N78SNW	Wood	\$ 1233
N78SNL	Laminate	1233

DIMENSIONS

Width	22	Weight	15
Depth	21 $\frac{1}{4}$	Cubic Ft.	6.8
Height	16 $\frac{5}{16}$		

- Soft glide option available

MAGAZINE TABLE



Magazine Table

N78SMW	Wood	\$ 1917
N78SML	Laminate	1917

DIMENSIONS

Width	44	Weight	24
Depth	21 $\frac{1}{4}$	Cubic Ft.	14.2
Height	16 $\frac{5}{16}$		

- Soft glide option available

CONFIDE PRODUCT SPECIFICATIONS—GUEST, BARIATRIC, AND TABLES, BENCHES

SIDE SEATING

SEAT CONSTRUCTION

- 2" of high grade polyurethane foam covers a plywood seat panel
- Easy clean wipe out feature

FULLY UPHOLSTERED BACK CONSTRUCTION

- 1" of high grade polyurethane foam covers a plywood back panel

EXPOSED WOOD BACK CONSTRUCTION

- 1" of high grade polyurethane foam covers a plywood back panel

ARMS

- Arms are die-cast aluminum available in Cinder, Platinum Metallic and Satin Nickel Metallic

FRAME CONSTRUCTION

- Frame is made from $\frac{7}{8}$ " x $1\frac{1}{4}$ " 16-gauge elliptical tubular steel
- Cross members are joined with metal inert gas (MIG) welds
- Wall saving design feature

CONTRASTING FABRIC

- Contrasting fabric available on all models except benches

ARM CAPS

- Black protective polyurethane is standard on all models
- Decorative solid hard maple cap option is available

GLIDES

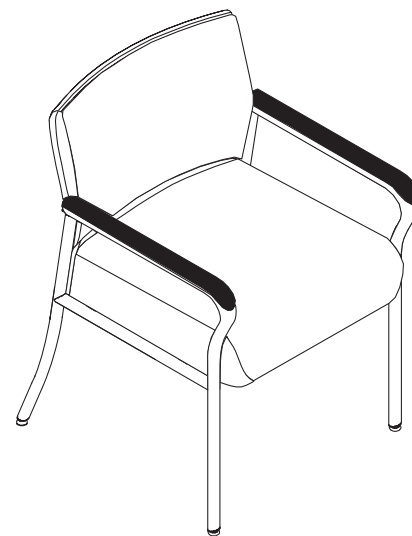
- Front leg features a 1" adjustable leveling glide
- Back leg features a 1" adjustable swivel glide
- Soft glides are available for an additional upcharge

FINISHES

- Concrete, Cinder, Iron, Platinum Metallic and Satin Nickel Metallic frames are finished with an electrostatic baked-on powder coat
- Wood components feature a catalyzed top coat that resists denting, peeling and reactions to chemicals
- Can be cleaned with a damp cloth
- When specifying Brighton, Natural, and Sonoma finish, variation in color is acceptable due to the nature of wood characteristics

WOOD SPECIES

- Hard maple



TABLES

FRAME CONSTRUCTION

- Table frame is made from $\frac{7}{8}$ " x $1\frac{1}{4}$ " 16-gauge elliptical tubular steel
- Cross members are made from $\frac{7}{8}$ " 16-gauge round tubular steel
- Cross members are joined to the U-bent side members with metal inert gas (MIG) welds

TOPS

- Veneer models feature a $\frac{3}{4}$ " molded laminated HDF core slipmatched maple veneer
- Laminate models feature a $\frac{3}{4}$ " molded laminated HDF core with laminate (HPL) top

SURFACE MATERIALS

See the Kimball Hospitality Surface Materials Reference Guide at kimballhospitality.com for a complete overview of our materials program, including:

- Characteristics of wood
- Special wood finishes
- Customer-specified laminate (CSL)
- Customer-specified paint (CSP)
- Fabric application and colorways
- Customer's own material (COM) process overview
- Alliance program

ALLIANCE FABRIC PROGRAM

Kimball Hospitality has analyzed each model to most accurately reflect the COM/COL yardage requirements shown on page 107.

The yardage requirement for each model is based on 54" W fabric and cutting the fabric up the roll.

If repeat is larger than 18", contact Customer Service to confirm the correct amount of yardage required. When ordering 10 or more chairs in the same COM, yardage requirements may be reduced.

Contact Customer Service.

PRICE GRADES A-R

See Surface Materials at www.kimballhospitality.com for a wide variety of graded-in fabrics from Arc-Com, CF Stinson, Designtex, Maharam, Momentum, and Ultrafabrics.

FABRIC SAMPLES

If you need samples for presentation(s), contact our alliance partners directly at:

Arc-Com	800.223.5466	arc-com.com
Designtex	800.221.1540	designtex.com
CF Stinson	800.841.6279	cfstinson.com
Maharam	800.645.3943	maharam.com
Momentum	800.366.6839	memosamples.com
Ultrafabrics	877.309.6648	ultrafabricsllc.com

FINISHES

AC	Autumn	NM	Natural
AD	Almond	PB	Portobello
BZ	Brazilwood	PC	Porcini
CI	Chai	PT	Portico
CL	Caramel	SK	Skyline
CW	Cordovan	SM	Sonoma
DW	Judicial	TF	Truffle
HN	Honey	WL	Willow
IM	Brighton	405	Designer White
KN	Kona	462	Cinder
MC	Amber	792	Sable
MH	Mocha	793	Acorn*

LAMINATES

AC2	Autumn 2	NM	Natural
AD	Almond	PB	Portobello
BZ	Brazilwood	PC	Porcini
CI	Chai	PT	Portico
CL	Caramel	SK	Skyline
CW	Cordovan	SM	Sonoma
DW	Judicial	TF	Truffle
HN2	Honey 2	WL	Willow
IM	Brighton	405	Designer White
KN	Kona	462	Cinder
MC	Amber	792	Sable
MH	Mocha	793	Acorn*

*Acorn is the finish and laminate complement to Clear Walnut finish

ARM CAP

(\$69 upcharge per wood arm cap)

CAP_U	Polyurethane
CAP_AC	Autumn
CAP_AD	Almond
CAP_CL	Caramel
CAP_CW	Cordovan
CAP_DW	Judicial
CAP_HN	Honey
CAP_IM	Brighton
CAP_MC	Amber
CAP_MH	Mocha
CAP_NM	Natural
CAP_PB	Portobello
CAP_PT	Portico
CAP_SK	Skyline
CAP_SM	Sonoma
CAP_TF	Truffle
CAP_405	Designer White
CAP_462	Cinder
CAP_792	Sable
CAP_793	Acorn*

POWDER COAT PAINTS

423	Concrete
462	Cinder
463	Iron
501	Platinum Metallic
503	Satin Nickel Metallic

GLIDES

STD	Standard
C10	Soft (add \$32 list)

CONFIDE

Guest page 104

Patient Guest page 105

Bariatric Guest page 105

1. Model Number plus "X"
2. Back Fabric Grade Number/Cover Number
3. Extreme Back Fabric Grade Number/Cover Number
4. Seat Fabric Grade Number/Cover Number
5. Arm Cap (when applicable)
6. Arm Cap Finish (when applicable)
7. Wood Back Finish Color (when applicable)
8. Frame Color
9. Glides







Back and Seat

CONFIDE

TO ORDER, SPECIFY:

1. Model Number
2. Fabric Grade Number
3. Fabric Cover Number
4. Arm Cap (when applicable)
5. Arm Cap Finish (when applicable)
6. Wood Back Finish Color (when applicable)
7. Frame Color
8. Glides

- See page 102 for Confide options
- See pages 107-108 for COM fabric yardage

GUEST	MODEL NO.	ALLIANCE PROGRAM PRICE GRADES									
		A	B	C	D	E	F	G	H	I	
		J	K	L	M	N	O	P	Q	R	
 Upholstered	N78GFMU Armless, Upholstered Back	\$ 1440	1483	1516	1552	1591	1633	1666	1710	1753	
		1795	1863	1998	2082	2125	2170	2214	2257	2299	
 Upholstered	N78GFMW Armless, Wood Back	1606	1646	1677	1711	1747	1786	1817	1858	1898	
		1938	2001	2127	2205	2246	2288	2328	2369	2408	
 Upholstered	N78GFAU Arms, Upholstered Back	1542	1585	1618	1654	1693	1735	1768	1812	1855	
		1897	1965	2100	2184	2227	2272	2316	2359	2401	
 Wood Back	N78GFAW Arms, Wood Back	1709	1749	1780	1814	1850	1889	1920	1961	2001	
		2041	2104	2230	2308	2349	2391	2431	2472	2511	

DIMENSIONS

Width	24	Seat Height	19	Arm Height	26¾	Armless Weight	46
Depth	23	Seat Depth	20	Back Height	33¾	Arm Weight	48
Height	33½	Seat Width	22½	Back Width	20¾	Cubic Ft.	16.3

- Contrasting fabric option – specify X (i.e., N78GFAUX); see page 103. For list pricing, use your electronic specification tool or contact customer service
- Polyurethane arm caps are standard. Wood arm cap option available for a \$69 list upcharge per cap
- Soft glide option available

TO ORDER, SPECIFY:

1. Model Number
2. Fabric Grade Number
3. Fabric Cover Number
4. Arm Cap (when applicable)
5. Arm Cap Finish (when applicable)
6. Wood Back Finish Color (when applicable)
7. Frame Color
8. Glides

- See page 102 for Confide options
- See pages 107-108 for COM fabric yardage

PATIENT GUEST



MODEL NO.

ALLIANCE PROGRAM PRICE GRADES

			A	B	C	D	E	F	G	H	I
			J	K	L	M	N	O	P	Q	R
N78PAU	Upholstered Back	\$	1798	1850	1889	1933	1979	2030	2069	2122	2174
			2224	2305	2467	2568	2620	2674	2726	2779	2829

DIMENSIONS

Width	24	Seat Height	19	Arm Height	26¾	Weight	51
Depth	23	Seat Depth	20	Back Height	33¾	Cubic Ft.	20.2
Height	44	Seat Width	22½	Back Width	20¾		

- Contrasting fabric option – specify X (i.e., N78PAUX); see page 103. For list pricing, use your electronic specification tool or contact customer service
- Polyurethane arm caps are standard. Wood arm cap option available for a \$69 list upcharge per cap
- Soft glide option available

BARIATRIC GUEST



Upholstered



Wood Back

			A	B	C	D	E	F	G	H	I
			J	K	L	M	N	O	P	Q	R
N78GEAU	Upholstered Back	\$	2393	2454	2500	2550	2605	2664	2710	2771	2832
			2890	2985	3174	3292	3352	3415	3476	3537	3596
N78GEAW	Wood Back		2623	2678	2720	2766	2815	2868	2910	2965	3020
			3074	3159	3330	3437	3492	3549	3604	3659	3712

DIMENSIONS

Width	34	Seat Height	19	Arm Height	26¾	Weight	60
Depth	23	Seat Depth	20	Back Height	33¾	Cubic Ft.	24.6
Height	33½	Seat Width	32	Back Width	30¾		

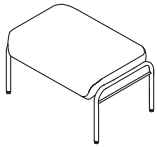
- Contrasting fabric option – specify X (i.e., N78GEAUX); see page 103. For list pricing, use your electronic specification tool or contact customer service
- Polyurethane arm caps are standard. Wood arm cap option available for a \$69 list upcharge per cap
- Meets 500 lb. weight load
- Soft glide option available

TO ORDER, SPECIFY:

1. Model Number
2. Fabric Grade Number
3. Fabric Cover Number
4. Arm Cap (when applicable)
5. Arm Cap Finish (when applicable)
6. Frame Color
7. Glides

- See page 102 for Confide options
- See pages 107-108 for COM fabric yardage

1 SEAT BENCH



MODEL NO.

ALLIANCE PROGRAM PRICE GRADES

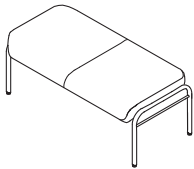
			A	B	C	D	E	F	G	H	I
			J	K	L	M	N	O	P	Q	R
N78D1M	Armless	\$	1182	1214	1238	1264	1293	1324	1348	1380	1412
			1442	1492	1591	1653	1684	1717	1749	1781	1812

DIMENSIONS

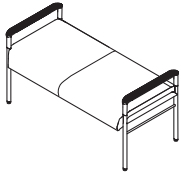
Width	24	Seat Height	18¾	Weight	55
Depth	22½	Seat Depth	22½	Cubic Ft.	8.2
Height	18¾	Seat Width	24		

- Soft glide option available

2 SEAT BENCH



Armless



Arms

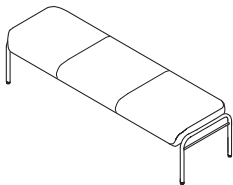
			A	B	C	D	E	F	G	H	I
			J	K	L	M	N	O	P	Q	R
N78D2M	Armless	\$	1522	1574	1613	1657	1703	1754	1793	1846	1898
			1948	2029	2191	2292	2344	2398	2450	2503	2553
N78D2A	Arms		2002	2054	2093	2137	2183	2234	2273	2326	2378
			2428	2509	2671	2772	2824	2878	2930	2983	3033

DIMENSIONS

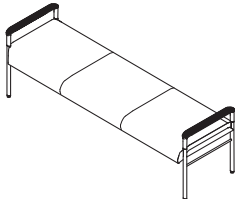
Width	46¾	Seat Height	18¾	Arm Height	24¾	Armless Weight	65
Depth	22½	Seat Depth	22½			Arm Weight	70
Armless Height	18¾	Seat Width	46			Armless Cubic Ft.	20.6
Arm Height	24¾					Arm Cubic Ft.	22.6

- Polyurethane arm caps are standard. Wood arm cap option available for a \$69 list upcharge per cap
- Soft glide option available

3 SEAT BENCH



Armless



Arms

			A	B	C	D	E	F	G	H	I
			J	K	L	M	N	O	P	Q	R
N78D3M	Armless	\$	2020	2084	2133	2185	2243	2304	2353	2416	2480
			2542	2641	2839	2962	3026	3092	3156	3219	3281
N78D3A	Arms		2533	2597	2646	2698	2756	2817	2866	2929	2993
			3055	3154	3352	3475	3539	3605	3669	3732	3794

DIMENSIONS

Width	67	Seat Height	18¾	Arm Height	24¾	Armless Weight	75
Depth	22½	Seat Depth	22½			Arm Weight	80
Armless Height	18¾	Seat Width	63			Armless Cubic Ft.	29.7
Arm Height	24¾					Arm Cubic Ft.	32.1

- Polyurethane arm caps are standard. Wood arm cap option available for a \$69 list upcharge per cap
- Soft glide option available

COM YARDAGE REQUIREMENTS

COM YARDAGE REQUIREMENTS (54" WIDTH – CUT UP THE ROLL)

MODEL	RAILOADED Contact customer service 800-634-9510 for ydg requirements	NON DIRECTIONAL OR SOLID	1"-4" REPEAT	5"-11" REPEAT	12"-18" REPEAT	COL SQUARE FEET
			4" VERTICAL X 4" HORIZONTAL	11" VERTICAL X 11" HORIZONTAL	18" VERTICAL X 18" HORIZONTAL	
N78PAU		1.80	2.20	2.90	3.00	35.5
N78GEAU		2.10	2.30	3.50	3.90	41.5
N78GEAW		1.90	2.00	3.20	3.50	36.5
N78GFAU, N78GFMU,		1.50	1.70	2.60	2.90	30
N78GFAW, N78GFMW,		1.40	1.50	2.20	2.90	26.5
N78D1M		1.10	1.20	1.30	1.70	21.5
N78D2M, N78D2A		1.80	1.90	2.20	3.20	34
N78D3M, N78D3A		2.20	2.30	2.90	4.70	43
N78PAUX	Back	1.00	1.20	1.20	1.10	20
	Extreme	1.00	1.10	1.20	1.10	19.5
	Seat	0.90	1.00	1.10	1.30	17
N78GEAUX	Back	0.80	0.80	1.40	1.40	14.5
	Extreme	0.70	0.80	0.80	0.90	12.75
	Seat	1.00	1.10	2.10	1.90	20
N78GEAWX	Back	0.60	0.70	1.20	1.30	12
	Extreme	0.60	0.70	0.70	0.90	10.5
	Seat	1.00	1.10	2.10	1.90	20
N78GFAUX, N78GFMUX,	Back	0.80	0.90	1.10	1.00	14.5
	Extreme	0.70	0.80	0.70	0.90	7
	Seat	0.90	1.00	1.10	1.30	17
N78GFAWX, N78GFMWX,	Back	0.60	0.70	0.70	0.90	12
	Extreme	0.60	0.70	0.70	0.90	5
	Seat	0.90	1.00	1.10	1.30	17
N78LAU, N78LAUR, N78LAUL		3.20	3.70	5.90	7.40	61
N78LAUX, N78LAURX,	Seat	1.30	1.30	1.30	2.80	23.5
N78LAULX	Back	1.00	1.00	1.20	1.10	18.5
	Arm	1.80	1.80	2.80	3.90	34
	Extreme Back	0.90	1.00	1.10	1.00	8
N78LAW, N78LAWR,		3.00	3.70	5.90	7.40	57.5
N78LAWL						
N78LAWX, N78LAWRX,	Seat	1.30	1.30	1.30	2.80	23.5
N78LAWLX	Front Back	0.90	1.10	1.10	1.00	15.5
	Arm	1.80	1.80	2.80	3.90	34
	Extreme Back	0.80	0.90	1.10	1.00	8
N78LBU, N78LBUR,		4.70	5.90	8.90	11.30	92
N78LBUL, N78LBUB						
N78LBUX, N78LBURX,	Seat	1.90	2.60	2.50	5.30	40
N78LBULX, N78LBUBX	Back	1.70	1.80	2.10	2.10	32
	Arm	1.80	1.80	2.80	3.90	34
	Extreme Back	0.90	1.90	2.10	2.00	17
N78LBW, N78LBWR,		4.40	5.50	8.70	11.30	87
N78LBWL, N78LBWB						
N78LBWX, N78LBWRX,	Seat	1.90	2.60	2.50	5.30	40
N78LBWLX, N78LBWBX	Front Back	1.50	1.70	2.00	2.00	28
	Arm	1.80	1.80	2.80	3.90	34
	Extreme Back	0.80	1.70	2.00	2.00	14.5
N78LCU, N78LCUR,		6.40	7.60	12.00	15.80	126
N78LCUL, N78LCUB						
N78LCUX, N78LCURX,	Seat	2.80	3.80	3.70	7.80	54
N78LCULX, N78LCUBX	Back	1.90	2.60	3.00	3.10	35.5
	Arm	1.80	1.80	2.80	3.90	34
	Extreme Back	1.70	2.70	3.00	3.00	33
N78LCW, N78LCWR,		6.10	7.30	12.00	15.80	118.5
N78LCWL, N78LCWB						
N78LCWX, N78LCWRX,	Seat	2.80	3.80	3.70	7.80	54
N78LCWLX, N78LCWBX	Front Back	1.60	1.80	2.90	3.00	30.5
	Arm	1.80	1.80	2.80	3.90	34
	Extreme Back	1.50	2.50	2.90	3.00	28.5
N78LEU		4.10	4.80	5.90	7.40	78.5

COM YARDAGE REQUIREMENTS

COM YARDAGE REQUIREMENTS (54" WIDTH – CUT UP THE ROLL)

MODEL	RAILROADED Contact customer service 800-634-9510 for ydg requirements	NON DIRECTIONAL OR SOLID	1"-4" REPEAT	5"-11" REPEAT	12"-18" REPEAT	COL SQUARE FEET
			4" VERTICAL X 4" HORIZONTAL	11" VERTICAL X 11" HORIZONTAL	18" VERTICAL X 18" HORIZONTAL	
N78LEUX	Seat	1.30	1.70	1.80	2.80	24
	Back	1.00	1.00	1.20	1.50	18.5
	Arm	1.80	1.80	2.80	3.90	34
	Extreme Back	0.90	1.00	1.10	1.00	17
N78LEW		3.80	4.50	5.90	7.40	74
N78LEWX	Seat	1.30	1.70	1.80	2.80	24
	Front Back	0.90	0.90	1.10	1.40	15.5
	Arm	1.80	1.80	2.80	3.90	34
	Extreme Back	0.80	0.90	1.10	1.00	14.5