
Meadow

Product Specifications	422
Fabrics and Options	425
Contrasting Fabrics Specifications	426
Product Pages	428
COM Yardage Requirements	436

MEADOW PRODUCT SPECIFICATIONS

3-POSITION RECLINER

- Features a durable 3-position mechanism which reclines to 124 degrees

CONSTRUCTION

- Optional push bar with a platinum metallic finish helps caregivers reposition the chair
- Optional bump guard is a protective plastic welt cord
- Contoured back offers supportive, patient comfort
- Moisture barrier is optional for seat. Upcharge applies

ARMS

- Arm caps are available in polyurethane, 3D laminate, finished beech wood, and solid surface
- EOS^{CU} (Cupron-enhanced EOS) biocidal solid surface arm caps are optional on solid surface arm cap model; upcharge applies
- Model without arm caps is also available

FOOTRESTS

- Footrest features a removable upholstery cover

CASTERS

- Front casters are locking
- Rear casters are non-locking

FOLD-DOWN TRAYS

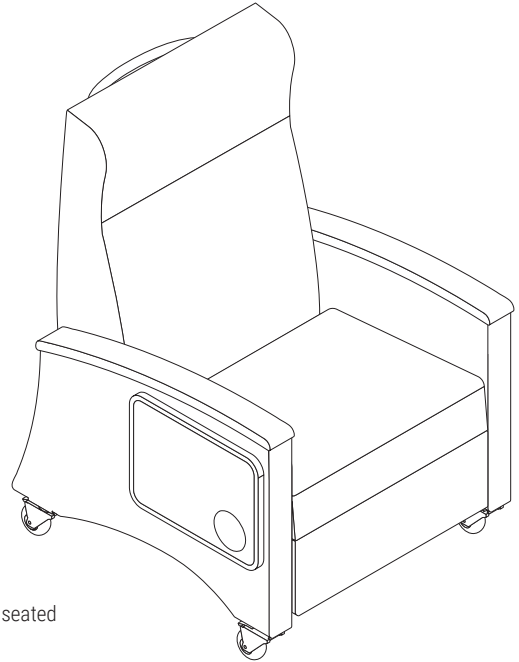
- Models with fold-down tray are available; tray can be specified for the left or right side of the recliner as seated
- Tray is 12" D x 16" W

UTILITY HOOK

- Utility bag hook is available on the left side of the recliner as seated; upcharge applies

CONTRASTING FABRICS

- Contrasting fabric may be specified on back, seat, and arms/frame



PATIENT RECLINER

CONSTRUCTION

- Optional push bar with a platinum metallic finish helps caregivers reposition the chair
- Contoured back offers supportive, patient comfort
- Optional bump guard is a protective plastic welt cord
- Heated seat is available as an option
- Heating element complies with UL 60601-1; works with 110 V outlet
- Infinite back lock allows locking the back into various positions in 1 degree increments
- Moisture barrier is optional for seat. Upcharge applies

ARMS

- Arm caps are available in polyurethane, 3D laminate, finished beech wood, and solid surface
- EOS^{CU} (Cupron-enhanced EOS) biocidal solid surface arm caps are optional on solid surface arm cap model; upcharge applies
- Model without arm caps is also available

FOOTRESTS

- Footrest features a removable upholstery cover
- Optional pull-out footrest allows for patient to ingress and egress more easily
- Footrest also can be used for comfort when recliner is in the seated position
- Footrest lever allows footrest to be extended independently of the back operation

CASTERS

- Grey, non-marking casters work on both hard and soft surfaces
- Individual-locking, single-wheel casters are standard (not shown); central-locking, dual-wheel casters are optional (shown)
- Optional central-locking casters with brake are controlled from a foot pedal on the left side of the recliner

FOLD-DOWN TRAYS

- Models with fold-down tray on the left side of the recliner (as seated) are available
- Tray is 12" D x 16" W

UTILITY HOOK

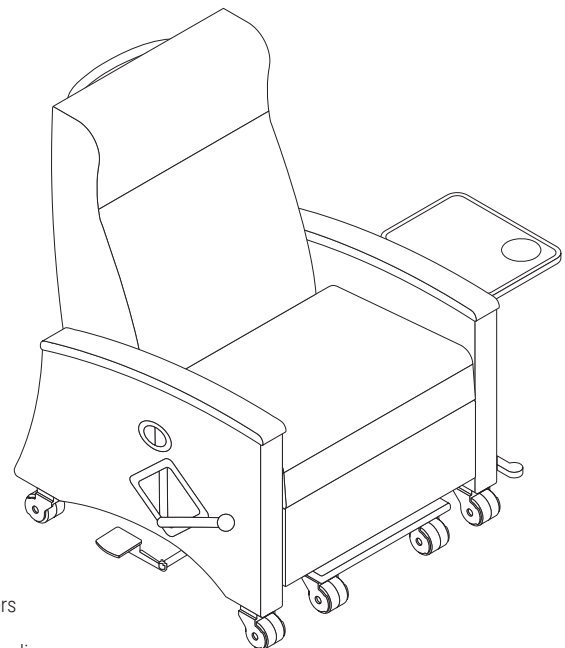
- Utility bag hook is available on the left side of the recliner as seated; upcharge applies

TRENDELENBURG

- Trendelenburg option allows feet to be higher than head; paddles are located on both sides of the recliner

CONTRASTING FABRICS

- Contrasting fabric may be specified on back, seat, and arms/frame



MEADOW PRODUCT SPECIFICATIONS

DROP-ARM RECLINER

- Drop arm recliner is designed to allow caregivers easier access to move a patient from bed to chair

CONSTRUCTION

- Optional push bar with a platinum metallic finish helps caregivers reposition the chair
- Contoured back offers supportive, patient comfort
- Optional bump guard is a protective plastic welt cord
- Heated seat is available as an option
- Heating element complies with UL 60601-1; works with 110 V outlet
- Infinite back lock allows locking the back into various positions in 1 degree increments
- Moisture barrier is optional for seat. Upcharge applies

ARMS

- Arm caps are available in polyurethane, 3D laminate, finished beech wood, and solid surface
- EOS^{CU} (Cupron-enhanced EOS) biocidal solid surface arm caps are optional on solid surface arm cap model; upcharge applies
- Model without arm caps is also available
- Drop arm eases lateral patient transfer
- Arm is shown in the "up" position (top figure)
- Drop arm is shown in the "down" position (bottom figure)
- Pull-out knob on the back of the drop-arm unlocks the drop arm (bottom figure)

FOOTRESTS

- Footrest features a removable upholstery cover
- Optional pull-out footrest allows for patient to ingress and egress more easily
- Footrest also can be used for comfort when recliner is in the seated position
- Footrest lever allows footrest to be extended independently of the back operation

CASTERS

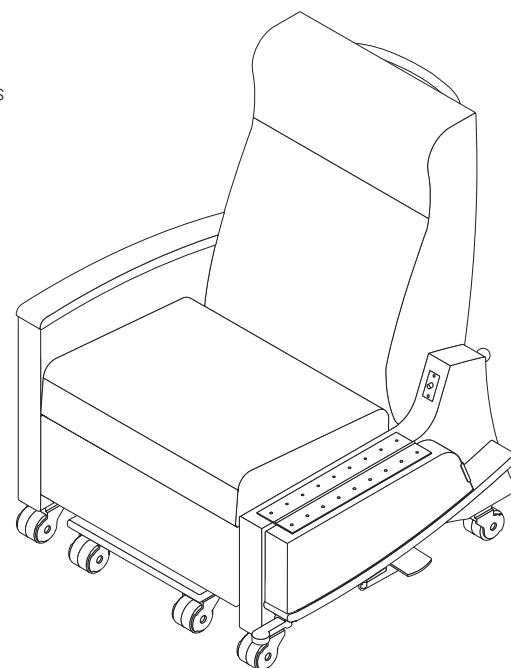
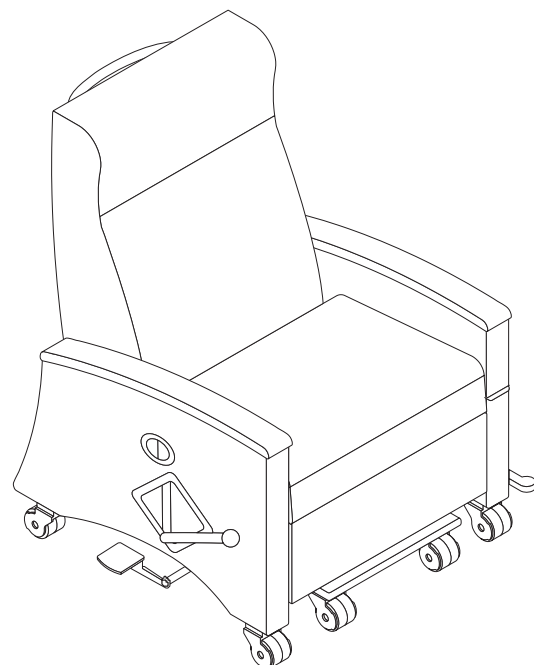
- Grey, non-marking casters work on both hard and soft surfaces
- Individual-locking, single-wheel casters are standard (not shown); central-locking, dual-wheel casters are optional (shown)
- Optional central-locking casters with brake are controlled from a foot pedal on the left side of the recliner

TRENDELENBURG

- Trendelenburg option allows feet to be higher than head; paddles are located on both sides of the recliner

CONTRASTING FABRICS

- Contrasting fabric may be specified on back, seat, and arms/frame



MEADOW PRODUCT SPECIFICATIONS

BARIATRIC RECLINER

- Bariatric recliner provides a generous seat width for patient comfort

CONSTRUCTION

- Optional push bar with a platinum metallic finish helps caregivers reposition the chair
- Optional bump guard is a protective plastic welt cord
- Contoured back offers supportive, patient comfort
- Heated seat is available as an option
- Heating element complies with UL 60601-1; works with 110 V outlet
- Infinite back lock allows locking the back into various positions in 1 degree increments
- Moisture barrier is optional for seat. Upcharge applies

ARMS

- Arm caps are available in polyurethane, 3D laminate, finished beech wood, and solid surface
- EOS^{CU} (Cupron-enhanced EOS) biocidal solid surface arm caps are optional on solid surface arm cap model; upcharge applies
- Model without arm caps is also available

FOOTRESTS

- Footrest features a removable upholstery cover
- Optional pull-out footrest allows for patient to ingress and egress more easily
- Footrest also can be used for comfort when recliner is in the seated position
- Footrest lever allows footrest to be extended independently of the back operation

CASTERS

- Grey, non-marking casters work on both hard and soft surfaces
- Individual-locking, single-wheel casters are standard (not shown); central-locking, dual-wheel casters are optional (shown)
- Optional central-locking casters with brake are controlled from a foot pedal on the left side of the recliner

FOLD-DOWN TRAYS

- Models with fold-down tray on the left side of the recliner (as seated) are available
- Tray is 12" D x 16" W

UTILITY HOOK

- Utility bag hook is available on the left side of the recliner as seated; upcharge applies

CONTRASTING FABRICS

- Contrasting fabric may be specified on back, seat, and arms/frame

GLIDER RECLINER

- Glider recliner can be adjusted to the ideal position for comfort, from smooth glide capabilities to a reclining, 160 degree position

CONSTRUCTION

- Contoured back offers supportive, patient comfort
- Optional bump guard is a protective plastic welt cord
- Infinite back lock allows locking the back into various positions in 1 degree increments
- Button is conveniently located inside the right arm panel for easy adjustment
- Moisture barrier is optional for seat. Upcharge applies

ARMS

- Arm caps are available in polyurethane, 3D laminate, finished beech wood, and solid surface
- EOS^{CU} (Cupron-enhanced EOS) biocidal solid surface arm caps are optional on solid surface arm cap model; upcharge applies
- Model without arm caps is also available

GLIDER

- Glider locking lever is located on the left side of the recliner as seated

FOOTRESTS

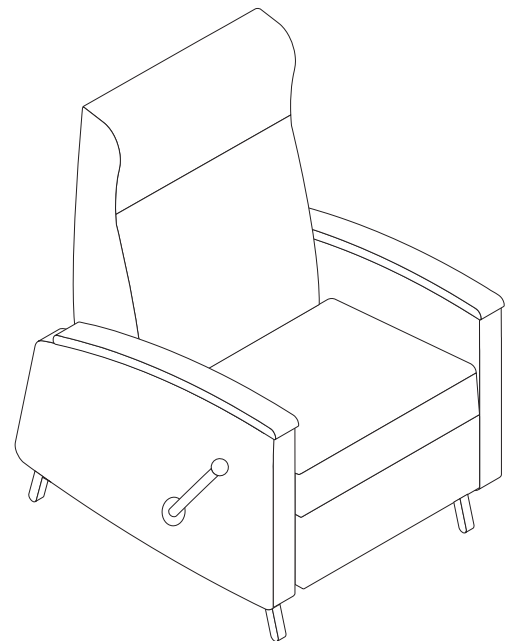
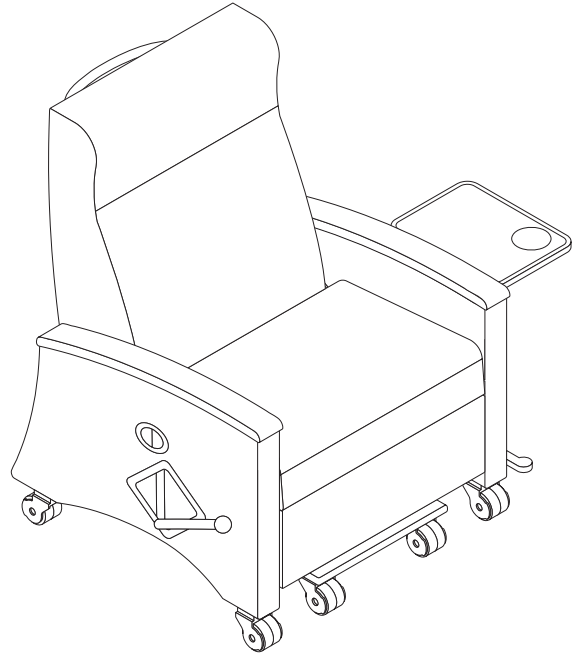
- Footrest features a removable upholstery cover
- Footrest lever allows footrest to be extended independently of the back operation

LEGS

- Legs are black metal

CONTRASTING FABRICS

- Contrasting fabric may be specified on back, seat, and arms/frame



SURFACE MATERIALS

See the Kimball Hospitality Surface Materials Reference Guide at kimballhospitality.com for a complete overview of our materials program, including:

- Characteristics of wood
- Special wood finishes
- Customer specified laminate (CSL)
- Customer specified paint (CSP)
- Fabric application and colorways
- Customer's own material (COM) process overview
- Alliance program

ALLIANCE FABRIC PROGRAM

Kimball Hospitality has analyzed each model to most accurately reflect the COM/COL yardage requirements shown on page 436.

The yardage requirement for each model is based on 54" wide fabric and cutting the fabric up the roll.

If repeat is larger than 18", contact Customer Service to confirm the correct amount of yardage required. When ordering 10 or more chairs in the same COM, yardage requirements may be reduced.

Contact Customer Service.

PRICE GRADES A-R

See Surface Materials at www.kimballhospitality.com for a wide variety of graded-in fabrics from Arc-Com, CF Stinson, Designtex, Maharam, Momentum, and Ultrafabrics.

FABRIC SAMPLES

If you need samples for presentation(s), contact our alliance partners directly at:

Arc-Com	800.223.5466	arc-com.com
Designtex	800.221.1540	designtex.com
CF Stinson	800.841.6279	cfstinson.com
Maharam	800.645.3943	maharam.com
Momentum	800.366.6839	memosamples.com
Ultrafabrics	877.309.6648	ultrafabricsllc.com

FOLD-DOWN TRAY AND ARM CAPS

3D LAMINATE

MC	Amber Cherry
MH	Mocha Cherry
CO	Canyon Straight Grain
DF	Driftwood Straight Grain
YO	Monterey Straight Grain
NW	Tuscan Straight Grain

FOLD DOWN TRAY LOCATION

L	Left as Seated (recommended)
R	Right as Seated

ARM CAPS

POLYURETHANE

495	Beige
462	Cinder
496	Grey

SOLID SURFACE

STANDARD

405	Designer White
-----	----------------

PREMIUM*

495	EOS ^{CU} Beige
496	EOS ^{CU} Grey
*\$669 Upcharge applies	

WOOD

AD	Almond	MH	Mocha
MC	Amber	YO	Monterey
IM	Brighton	PB	Portobello
CO	Canyon	792	Sable
CC	Cordoba	SC	Sedona
DF	Driftwood	TW	Tribeca
ES	Espresso	NW	Tuscan
TM	Huntington	UW	Urban
MW	Midtown		

MOISTURE BARRIER

X	No Moisture Barrier
MB1	Seat (\$116 upcharge)

TRENDELENBURG OPTION

Y	Yes (\$230 upcharge)
N	No

PULL OUT FOOTREST

Y	Yes (\$345 upcharge)
N	No

CASTERS

ILC	Individual Locking
CLC	Central Locking (\$1117 upcharge)

HEATED SEAT

Y	Yes (\$1273 upcharge)
N	No

PUSH BAR

Y	Yes (\$137 list upcharge)
N	No

UTILITY BAG HOOK

N	None
L	Left as Seated (\$137 upcharge)

BUMP GUARD

Y	Yes (\$35 upcharge)
N	No


TO ORDER CONTRASTING FABRIC, SPECIFY

MEADOW

3-Position Recliner page 428

3-Position Recliner with Fold-Down Tray page 429

1. Model Number plus "X"
2. Back Fabric Grade
3. Back Fabric Number
4. Seat Fabric Grade
5. Seat Fabric Number
6. Arms/Frame (Primary) Fabric Grade
7. Arms/Frame (Primary) Fabric Number
8. Arm Cap Designator (if applicable)
9. Moisture Barrier Optional for Seat
10. Fold-Down Tray Color Designator (if applicable)
11. Fold-Down Tray Location (if applicable)
12. Push Bar
13. Utility Bag Hook
14. Bump Guard

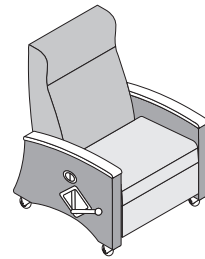


Back, seat, and arms/frame

Patient Recliner page 430

Patient Recliner with Fold-Down Tray page 431

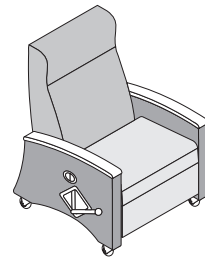
1. Model Number plus "X"
2. Back Fabric Grade
3. Back Fabric Number
4. Seat Fabric Grade
5. Seat Fabric Number
6. Arms/Frame (Primary) Fabric Grade
7. Arms/Frame (Primary) Fabric Number
8. Arm Cap Designator (if applicable)
9. Moisture Barrier Optional for Seat
10. Fold-Down Tray Color Designator (if applicable)
11. Trendelenburg Option
12. Pull-Out Footrest Option
13. Caster Option
14. Heated Seat Option
15. Push Bar
16. Utility Bag Hook
17. Bump Guard



Back, Seat, and arms/frame

Drop Arm Recliner page 432

1. Model Number plus "X"
2. Back Fabric Grade
3. Back Fabric Number
4. Seat Fabric Grade
5. Seat Fabric Number
6. Arms/Frame (Primary) Fabric Grade
7. Arms/Frame (Primary) Fabric Number
8. Arm Cap Designator (if applicable)
9. Moisture Barrier Optional for Seat
10. Trendelenburg Option
11. Pull-Out Footrest Option
12. Caster Option
13. Heated Seat Option
14. Push Bar
15. Bump Guard

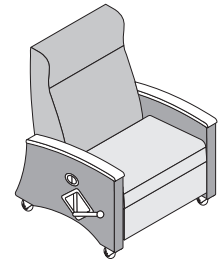


Back, Seat, and arms/frame

Bariatric Recliner page 433

Bariatric Recliner with Fold-Down Tray page 434


1. Model Number plus "X"
2. Back Fabric Grade
3. Back Fabric Number
4. Seat Fabric Grade
5. Seat Fabric Number
6. Arms/Frame (Primary) Fabric Grade
7. Arms/Frame (Primary) Fabric Number
8. Arm Cap Designator (if applicable)
9. Moisture Barrier Optional for Seat
10. Full-Down Tray Color Designator (if applicable)
11. Pull-Out Footrest Option
12. Caster Option
13. Heated Seat Option
14. Push Bar
15. Utility Bag Hook
16. Bump Guard



Back, seat, and arms/frame

Glider Recliner page 435

1. Model Number plus "X"
2. Back Fabric Grade
3. Back Fabric Number
4. Seat Fabric Grade
5. Seat Fabric Number
6. Arms/Frame (Primary) Fabric Grade
7. Arms/Frame (Primary) Fabric Number
8. Arm Cap Designator (if applicable)
9. Moisture Barrier Optional for Seat
10. Bump Guard



Back, seat, and arms/frame

MEADOW

TO ORDER, SPECIFY:


1. Model Number
2. Back Fabric Grade
3. Back Fabric Number
4. Seat Fabric Grade
5. Seat Fabric Number
6. Arms/Frame (Primary) Fabric Grade
7. Arms/Frame (Primary) Fabric Number
8. Arm Cap Designator (if applicable)
9. Moisture Barrier Optional for Seat
10. Push Bar
11. Utility Bag Hook
12. Bump Guard

- See page 425 for Meadow options
- See page 436 for COM fabric yardage


3-POSITION RECLINER

MODEL NO.

ALLIANCE PROGRAM PRICE GRADES



No Arm Caps



Arm Caps

			A	B	C	D	E	F	G	H	I
			J	K	L	M	N	O	P	Q	R
K693PR24	No Arm Caps	\$	3989	4169	4313	4454	4601	4778	4886	5075	5237
			5405	5675	6215	6554	6626	6689	6776	6857	7229
K693PR24ACP	Polyurethane Arm Caps		4139	4319	4463	4604	4751	4928	5036	5225	5387
			5555	5825	6365	6704	6776	6839	6926	7007	7379
K693PR24ACW	Wood Arm Caps		4303	4483	4627	4768	4915	5092	5200	5389	5551
			5719	5989	6529	6868	6940	7003	7090	7171	7543
K693PR24ACT	3D Laminate Arm Caps		4401	4581	4725	4866	5013	5190	5298	5487	5649
			5817	6087	6627	6966	7038	7101	7188	7269	7641
K693PR24ACS	Solid Surface Arm Caps		4854	5034	5178	5319	5466	5643	5751	5940	6102
			6270	6540	7080	7419	7491	7554	7641	7722	8094

DIMENSIONS - NO ARM CAPS

Width	30¼	Seat Height	19½	Arm Height	25½	Weight	205
Depth	32¼	Seat Depth	20½	Arm Extended	68	Cubic Ft.	50.10
Height	43¼	Seat Width	24				

DIMENSIONS - ARM CAPS

Width	30¼	Seat Height	19½	Arm Height	26¼	Weight	205
Depth	32¼	Seat Depth	20½	Arm Extended	68	Cubic Ft.	50.10
Height	43¼	Seat Width	24				

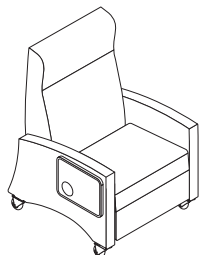
- Contrasting fabric option – specify X (i.e., K693PR24X); see page 426. For list pricing, use your electronic specification tool or contact customer service
- Grey, non-marking, single-wheel casters; locking front casters, non-locking back casters
- Removable cover on footrest

TO ORDER, SPECIFY:

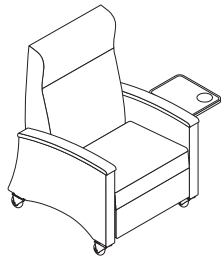
1. Model Number
2. Back Fabric Grade
3. Back Fabric Number
4. Seat Fabric Grade
5. Seat Fabric Number
6. Arms/Frame (Primary) Fabric Grade
7. Arms/Frame (Primary) Fabric Number
8. Arm Cap Designator (if applicable)
9. Moisture Barrier Optional for Seat
10. Fold-Down Tray Color Designator
11. Fold-Down Tray Location
12. Push Bar
13. Utility Bag Hook
14. Bump Guard

- See page 425 for Meadow options
- See page 436 for COM fabric yardage

3-POSITION RECLINER WITH FOLD-DOWN TRAY



No Arm Caps



Arm Caps

MODEL NO.

ALLIANCE PROGRAM PRICE GRADES

		A	B	C	D	E	F	G	H	I
		J	K	L	M	N	O	P	Q	R
K693PR24MT	No Arm Caps	\$ 4262	4442	4586	4727	4874	5051	5159	5348	5510
		5678	5948	6488	6827	6899	6962	7049	7130	7502
K693PR24ACPMT	Polyurethane Arm Caps	4412	4592	4736	4877	5024	5201	5309	5498	5660
		5828	6098	6638	6977	7049	7112	7199	7280	7652
K693PR24ACWMT	Wood Arm Caps	4576	4756	4900	5041	5188	5365	5473	5662	5824
		5992	6262	6802	7141	7213	7276	7363	7444	7816
K693PR24ACTMT	3D Laminate Arm Caps	4674	4854	4998	5139	5286	5463	5571	5760	5922
		6090	6360	6900	7239	7311	7374	7461	7542	7914
K693PR24ACSMT	Solid Surface Arm Caps	5126	5306	5450	5591	5738	5915	6023	6212	6374
		6542	6812	7352	7691	7763	7826	7913	7994	8366

DIMENSIONS - NO ARM CAPS

Width	30¼	Seat Height	19½	Arm Height	25½	Weight	205
Depth	32¼	Seat Depth	20½	Arm Extended	68	Cubic Ft.	50.10
Height	43¼	Seat Width	24				

DIMENSIONS - ARM CAPS

Width	30¼	Seat Height	19½	Arm Height	26¼	Weight	205
Depth	32¼	Seat Depth	20½	Arm Extended	68	Cubic Ft.	50.10
Height	43¼	Seat Width	24				

- Contrasting fabric option – specify X (i.e., K693PR24MTX); see page 426. For list pricing, use your electronic specification tool or contact customer service
- Grey, non-marking, single-wheel casters; locking front casters, non-locking back casters
- Removable cover on footrest
- Fold-down tray (left or right as seated): 3D laminate
- Arm caps, if applicable: polyurethane, beech wood, 3D laminate, or solid surface

MEADOW

TO ORDER, SPECIFY:

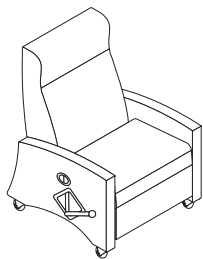
1. Model Number
2. Back Fabric Grade
3. Back Fabric Number
4. Seat Fabric Grade
5. Seat Fabric Number
6. Arms/Frame (Primary) Fabric Grade
7. Arms/Frame (Primary) Fabric Number
8. Arm Cap Designator (if applicable)
9. Moisture Barrier Optional for Seat
10. Trendelenburg Option
11. Pull-Out Footrest Option
12. Caster Option
13. Heated Seat Option
14. Push Bar
15. Utility Bag Hook
16. Bump Guard

- See page 425 for Meadow options
- See page 436 for COM fabric yardage

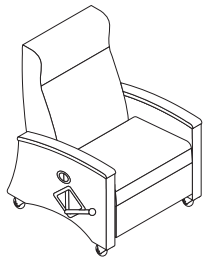
PATIENT RECLINER

MODEL NO.

ALLIANCE PROGRAM PRICE GRADES



No Arm Caps



Arm Caps

			A	B	C	D	E	F	G	H	I
			J	K	L	M	N	O	P	Q	R
K69R24	No Arm Caps	\$	4673	4834	4961	5086	5218	5374	5470	5638	5782
			5932	6172	6652	6953	7018	7073	7150	7222	7553
K69R24ACP	Polyurethane Arm Caps		4792	4953	5080	5205	5337	5493	5589	5757	5901
			6051	6291	6771	7072	7137	7192	7269	7341	7672
K69R24ACW	Wood Arm Caps		4906	5067	5194	5319	5451	5607	5703	5871	6015
			6165	6405	6885	7186	7251	7306	7383	7455	7786
K69R24ACT	3D Laminate Arm Caps		5005	5166	5293	5418	5550	5706	5802	5970	6114
			6264	6504	6984	7285	7350	7405	7482	7554	7885
K69R24ACS	Solid Surface Arm Caps		5635	5796	5923	6048	6180	6336	6432	6600	6744
			6894	7134	7614	7915	7980	8035	8112	8184	8515

DIMENSIONS - NO ARM CAPS

Width	33	Seat Height	21½	Arm Height	27	Weight	205
Depth	32	Seat Depth	20	Arm Extended	72	Cubic Ft.	50.10
Height	46½	Seat Width	23½				

DIMENSIONS - ARM CAPS

Width	33	Seat Height	21½	Arm Height	27¾	Weight	205
Depth	32	Seat Depth	20	Arm Extended	72	Cubic Ft.	50.10
Height	46½	Seat Width	23½				

- Contrasting fabric option – specify X (i.e., K69R24X); see page 426. For list pricing, use your electronic specification tool or contact customer service
- Grey, non-marking, individually locking, single-wheel casters
- Independent footrest and back operation
- Removable cover on footrest
- Infinite back lock in 1 degree increments to full sleeping position
- Arm caps, if applicable: polyurethane, beech wood, 3D laminate, or solid surface

TO ORDER, SPECIFY:

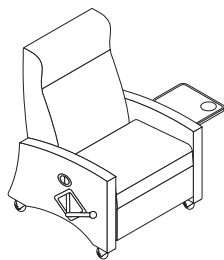
1. Model Number
2. Back Fabric Grade
3. Back Fabric Number
4. Seat Fabric Grade
5. Seat Fabric Number
6. Arms/Frame (Primary) Fabric Grade
7. Arms/Frame (Primary) Fabric Number
8. Arm Cap Designator (if applicable)
9. Moisture Barrier Optional for Seat
10. Fold-Down Tray Color Designator
11. Trendelenburg Option
12. Pull-Out Footrest Option
13. Caster Option
14. Heated Seat Option
15. Push Bar
16. Utility Bag Hook
17. Bump Guard

- See page 425 for Meadow options
- See page 436 for COM fabric yardage

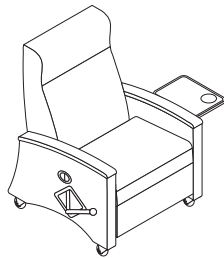
PATIENT RECLINER WITH FOLD-DOWN TRAY

MODEL NO.

ALLIANCE PROGRAM PRICE GRADES



No Arm Caps



Arm Caps

		A	B	C	D	E	F	G	H	I
		J	K	L	M	N	O	P	Q	R
K69R24MT	No Arm Caps	\$ 4946	5107	5234	5359	5491	5647	5743	5911	6055
		6205	6445	6925	7226	7291	7346	7423	7495	7826
K69R24ACPMT	Polyurethane Arm Caps	5064	5225	5352	5477	5609	5765	5861	6029	6173
		6323	6563	7043	7344	7409	7464	7541	7613	7944
K69R24ACWMT	Wood Arm Caps	5180	5341	5468	5593	5725	5881	5977	6145	6289
		6439	6679	7159	7460	7525	7580	7657	7729	8060
K69R24ACTMT	3D Laminate Arm Caps	5277	5438	5565	5690	5822	5978	6074	6242	6386
		6536	6776	7256	7557	7622	7677	7754	7826	8157
K69R24ACSMT	Solid Surface Arm Caps	5908	6069	6196	6321	6453	6609	6705	6873	7017
		7167	7407	7887	8188	8253	8308	8385	8457	8788

DIMENSIONS - NO ARM CAPS

Width	33	Seat Height	21½	Arm Height	27	Weight	205
Depth	32	Seat Depth	20	Arm Extended	72	Cubic Ft.	50.10
Height	46½	Seat Width	23½				

DIMENSIONS - ARM CAPS

Width	33	Seat Height	21½	Arm Height	27¾	Weight	205
Depth	32	Seat Depth	20	Arm Extended	72	Cubic Ft.	50.10
Height	46½	Seat Width	23½				

- Contrasting fabric option – specify X (i.e., K69R24MTX); see page 426. For list pricing, use your electronic specification tool or contact customer service
- Grey, non-marking, individually locking, single-wheel casters
- Independent footrest and back operation
- Removable cover on footrest
- Infinite back lock in 1 degree increments to full sleeping position
- Fold-down tray (left as seated): 3D laminate
- Arm caps, if applicable: polyurethane, beech wood, 3D laminate, or solid surface

MEADOW

TO ORDER, SPECIFY:

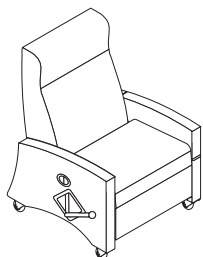
1. Model Number
2. Back Fabric Grade
3. Back Fabric Number
4. Seat Fabric Grade
5. Seat Fabric Number
6. Arms/Frame (Primary) Fabric Grade
7. Arms/Frame (Primary) Fabric Number
8. Arm Cap Designator (if applicable)
9. Moisture Barrier Optional for Seat
10. Trendelenburg Option
11. Pull-Out Footrest Option
12. Caster Option
13. Heated Seat Option
14. Push Bar
15. Bump Guard

- See page 425 for Meadow options
- See page 436 for COM fabric yardage

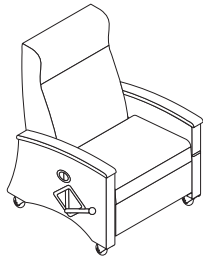
DROP ARM RECLINER

MODEL NO.

ALLIANCE PROGRAM PRICE GRADES



No Arm Caps



Arm Caps

			A	B	C	D	E	F	G	H	I
			J	K	L	M	N	O	P	Q	R
K69RDA24	No Arm Caps	\$	6502	6723	6898	7070	7251	7466	7598	7829	8027
			8233	8563	9223	9637	9726	9802	9908	10007	10462
K69RDA24ACW	Wood Arm Caps		6817	7038	7213	7385	7566	7781	7913	8144	8342
			8548	8878	9538	9952	10041	10117	10223	10322	10777
K69RDA24ACT	3D Laminate Arm Caps		6924	7145	7320	7492	7673	7888	8020	8251	8449
			8655	8985	9645	10059	10148	10224	10330	10429	10884
K69RDA24ACS	Solid Surface Arm Caps		7380	7601	7776	7948	8129	8344	8476	8707	8905
			9111	9441	10101	10515	10604	10680	10786	10885	11340

DIMENSIONS - NO ARM CAPS

Width	33	Seat Height	21½	Arm Height	27	Weight	205
Depth	32	Seat Depth	20	Arm Extended	72	Cubic Ft.	50.10
Height	46½	Seat Width	23½				

DIMENSIONS - ARM CAPS

Width	33	Seat Height	21½	Arm Height	27¾	Weight	205
Depth	32	Seat Depth	20	Arm Extended	72	Cubic Ft.	50.10
Height	46½	Seat Width	23½				

- Contrasting fabric option – specify X (i.e., K69RDA24X); see page 426. For list pricing, use your electronic specification tool or contact customer service
- Grey, non-marking, individually locking, single-wheel casters
- Independent footrest and back operation
- Removable cover on footrest
- Infinite back lock in 1 degree increments to full sleeping position
- Drop-arm with release knob
- Arm caps, if applicable: polyurethane, beech wood, 3D laminate, or solid surface

TO ORDER, SPECIFY:

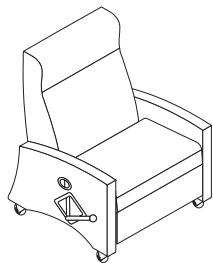
1. Model Number
2. Back Fabric Grade
3. Back Fabric Number
4. Seat Fabric Grade
5. Seat Fabric Number
6. Arms/Frame (Primary) Fabric Grade
7. Arms/Frame (Primary) Fabric Number
8. Arm Cap Designator (if applicable)
9. Moisture Barrier Optional for Seat
10. Pull-Out Footrest Option
11. Caster Option
12. Heated Seat Option
13. Push Bar
14. Utility Bag Hook
15. Bump Guard

- See page 425 for Meadow options
- See page 436 for COM fabric yardage

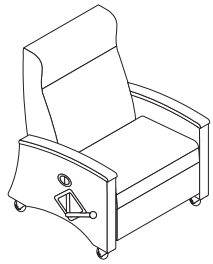
BARIATRIC RECLINER

MODEL NO.

ALLIANCE PROGRAM PRICE GRADES



No Arm Caps



Arm Caps

		A	B	C	D	E	F	G	H	I
		J	K	L	M	N	O	P	Q	R
K69R27	No Arm Caps	\$ 5402	5598	5750	5903	6062	6251	6367	6570	6744
		6924	7214	7794	8157	8237	8302	8397	8484	8882
K69R27ACP	Polyurethane Arm Caps	5552	5748	5900	6053	6212	6401	6517	6720	6894
		7074	7364	7944	8307	8387	8452	8547	8634	9032
K69R27ACW	Wood Arm Caps	5715	5911	6063	6216	6375	6564	6680	6883	7057
		7237	7527	8107	8470	8550	8615	8710	8797	9195
K69R27ACT	3D Laminate Arm Caps	5820	6016	6168	6321	6480	6669	6785	6988	7162
		7342	7632	8212	8575	8655	8720	8815	8902	9300
K69R27ACS	Solid Surface Arm Caps	6282	6478	6630	6783	6942	7131	7247	7450	7624
		7804	8094	8674	9037	9117	9182	9277	9364	9762

DIMENSIONS - NO ARM CAPS

Width	36	Seat Height	21½	Arm Height	27	Weight	250
Depth	32	Seat Depth	20	Arm Extended	72	Cubic Ft.	50.10
Height	46½	Seat Width	26½				

DIMENSIONS - ARM CAPS

Width	36	Seat Height	21½	Arm Height	27¾	Weight	250
Depth	32	Seat Depth	20	Arm Extended	72	Cubic Ft.	50.10
Height	46½	Seat Width	26½				

- Contrasting fabric option – specify X (i.e., K69R27X); see page 427. For list pricing, use your electronic specification tool or contact customer service
- Grey, non-marking, individually locking, single-wheel casters
- Independent footrest and back operation
- Removable cover on footrest
- Infinite back lock in 1 degree increments to full sleeping position
- Arm caps, if applicable: polyurethane, beech wood, 3D laminate, or solid surface

MEADOW

TO ORDER, SPECIFY:

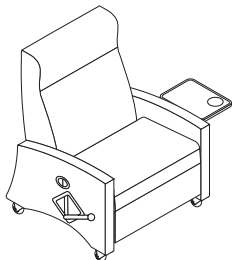
1. Model Number
2. Back Fabric Grade
3. Back Fabric Number
4. Seat Fabric Grade
5. Seat Fabric Number
6. Arms/Frame (Primary) Fabric Grade
7. Arms/Frame (Primary) Fabric Number
8. Arm Cap Designator (if applicable)
9. Moisture Barrier Optional for Seat
10. Fold-Down Tray Color Designator
11. Pull-Out Footrest Option
12. Caster Option
13. Heated Seat Option
14. Push Bar
15. Utility Bag Hook
16. Bump Guard

- See page 425 for Meadow options
- See page 436 for COM fabric yardage

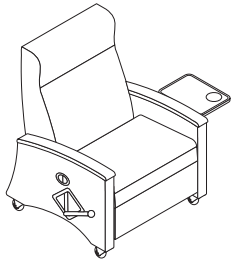
BARIATRIC RECLINER WITH FOLD-DOWN TRAY

MODEL NO.

ALLIANCE PROGRAM PRICE GRADES



No Arm Caps



Arm Caps

			A	B	C	D	E	F	G	H	I
			J	K	L	M	N	O	P	Q	R
K69R27MT	No Arm Caps	\$	5674	5870	6022	6175	6334	6523	6639	6842	7016
			7196	7486	8066	8429	8509	8574	8669	8756	9154
K69R27ACPMT	Polyurethane Arm Caps		5825	6021	6173	6326	6485	6674	6790	6993	7167
			7347	7637	8217	8580	8660	8725	8820	8907	9305
K69R27ACWMT	Wood Arm Caps		5987	6183	6335	6488	6647	6836	6952	7155	7329
			7509	7799	8379	8742	8822	8887	8982	9069	9467
K69R27ACTMT	3D Laminate Arm Caps		6092	6288	6440	6593	6752	6941	7057	7260	7434
			7614	7904	8484	8847	8927	8992	9087	9174	9572
K69R27ACSMT	Solid Surface Arm Caps		6554	6750	6902	7055	7214	7403	7519	7722	7896
			8076	8366	8946	9309	9389	9454	9549	9636	10034

DIMENSIONS - NO ARM CAPS

Width	36	Seat Height	21½	Arm Height	27	Weight	250
Depth	32	Seat Depth	20	Arm Extended	72	Cubic Ft.	50.10
Height	46½	Seat Width	26½				

DIMENSIONS - ARM CAPS

Width	36	Seat Height	21½	Arm Height	27¾	Weight	250
Depth	32	Seat Depth	20	Arm Extended	72	Cubic Ft.	50.10
Height	46½	Seat Width	26½				


- Contrasting fabric option – specify X (i.e., K69R27MTX); see page 427. For list pricing, use your electronic specification tool or contact customer service
- Grey, non-marking, individually locking, single-wheel casters
- Independent footrest and back operation
- Removable cover on footrest
- Infinite back lock in 1 degree increments to full sleeping position
- Fold-down tray (left as seated): 3D laminate
- Arm caps, if applicable: polyurethane, beech wood, 3D laminate, or solid surface

TO ORDER, SPECIFY:

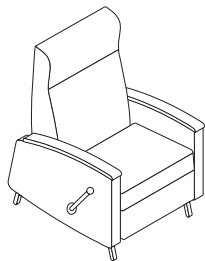
1. Model Number
2. Back Fabric Grade
3. Back Fabric Number
4. Seat Fabric Grade
5. Seat Fabric Number
6. Arms/Frame (Primary) Fabric Grade
7. Arms/Frame (Primary) Fabric Number
8. Arm Cap Designator (if applicable)
9. Moisture Barrier Optional for Seat
10. Bump Guard

- See page 425 for Meadow options
- See page 436 for COM fabric yardage

GLIDER RECLINER



No Arm Caps



Arm Caps

MODEL NO.

ALLIANCE PROGRAM PRICE GRADES

		A	B	C	D	E	F	G	H	I
		J	K	L	M	N	O	P	Q	R
K69GR24	No Arm Caps	\$ 5846	6026	6170	6311	6458	6635	6743	6932	7094
		7262	7532	8072	8411	8483	8546	8633	8714	9086
K69GR24ACP	Polyurethane Arm Caps	5996	6176	6320	6461	6608	6785	6893	7082	7244
		7412	7682	8222	8561	8633	8696	8783	8864	9236
K69GR24ACW	Wood Arm Caps	6159	6339	6483	6624	6771	6948	7056	7245	7407
		7575	7845	8385	8724	8796	8859	8946	9027	9399
K69GR24ACT	3D Laminate Arm Caps	6262	6442	6586	6727	6874	7051	7159	7348	7510
		7678	7948	8488	8827	8899	8962	9049	9130	9502
K69GR24ACS	Solid Surface Arm Caps	6710	6890	7034	7175	7322	7499	7607	7796	7958
		8126	8396	8936	9275	9347	9410	9497	9578	9950

DIMENSIONS - NO ARM CAPS

Width	36	Seat Height	19½	Arm Height	25½	Weight	205
Depth	34	Seat Depth	21	Arm Extended	67	Cubic Ft.	50.10
Height	45	Seat Width	24				

DIMENSIONS - ARM CAPS

Width	36	Seat Height	19½	Arm Height	26¼	Weight	205
Depth	34	Seat Depth	21	Arm Extended	67	Cubic Ft.	50.10
Height	45	Seat Width	24				

- Contrasting fabric option – specify X (i.e., K69GR24X); see page 427. For list pricing, use your electronic specification tool or contact customer service
- Independent footrest and back operation
- Removable cover on footrest
- Supportive, contoured back
- Infinite back lock in 1 degree increments
- Arm caps, if applicable: polyurethane, beech wood, 3D laminate, or solid surface

COM YARDAGE REQUIREMENTS

COM YARDAGE REQUIREMENTS (54" WIDTH – CUT UP THE ROLL)

MODEL	RAILROADED Contact customer service 800-634-9510 for ydg requirements	NON DIRECTIONAL OR SOLID	1"-4" REPEAT	5"-11" REPEAT	12"-18" REPEAT	COL SQUARE FEET
			4" VERTICAL X 4" HORIZONTAL	11" VERTICAL X 11" HORIZONTAL	18" VERTICAL X 18" HORIZONTAL	
K693PR24, K693PR24ACP, K693PR24ACW, K693PR24ACT, K693PR24ACS	Entire Unit	6.30	7.20	7.60	8.20	112.5
	Back	2.30	2.60	2.80	3.00	40.5
	Seat	2.30	2.60	2.80	3.00	40.5
	Arms/Frame	2.30	2.60	2.80	3.00	40.5
K693PR24MT, K693PR24ACPMT, K693PR24ACWMT, K693PR24ACTMT, K693PR24ACSMT	Entire Unit	6.30	7.20	7.60	8.20	112.5
	Back	2.30	2.60	2.80	3.00	40.5
	Seat	2.30	2.60	2.80	3.00	40.5
	Arms/Frame	2.30	2.60	2.80	3.00	40.5
K69R24, K69R24ACP, K69R24ACW, K69R24ACT, K69R24ACS	Entire Unit	7.00	8.10	8.40	9.10	126
	Back	2.30	2.60	2.80	3.00	41
	Seat	2.00	2.30	2.40	2.60	36
	Arms/Frame	2.30	2.60	2.80	3.00	41
K69R24MT, K69R24ACPMT, K69R24ACWMT, K69R24ACTMT, K69R24ACSMT	Entire Unit	7.00	8.10	8.40	9.10	126
	Back	2.30	2.60	2.80	3.00	41
	Seat	2.00	2.30	2.40	2.60	36
	Arms/Frame	2.30	2.60	2.80	3.00	41
K69RDA24, K69RDA24ACW, K69RDA24ACT, K69RDA24ACS	Entire Unit	8.00	9.20	9.60	10.40	144
	Back	2.30	2.60	2.80	3.00	41
	Seat	2.30	2.60	2.80	3.00	41
	Arms/Frame	3.80	4.40	4.60	4.90	54
K69R27, K69R27ACP, K69R27ACW, K69R27ACT, K69R27ACS	Entire Unit	7.80	9.00	9.40	10.10	139.5
	Back	2.50	2.90	3.00	3.30	45
	Seat	2.50	2.90	3.00	3.30	45
	Arms/Frame	2.30	2.60	2.80	3.00	41
K69R27MT, K69R27ACPMT, K69R27ACWMT, K69R27ACTMT, K69R27ACSMT	Entire Unit	7.80	9.00	9.40	10.10	139.5
	Back	2.50	2.90	3.00	3.30	45
	Seat	2.50	2.90	3.00	3.30	45
	Arms/Frame	2.30	2.60	2.80	3.00	41
K69GR24, K69GR24ACP, K69GR24ACW, K69GR24ACT, K69GR24ACS	Entire Unit	6.30	7.20	7.60	8.20	112.5
	Back	2.30	2.60	2.80	3.00	41
	Seat	2.30	2.60	2.80	3.00	41
	Arms/Frame	2.30	2.60	2.80	3.00	41