
Superkool

Product Specifications	560
Fabrics and Options	561
Contrasting Fabric	562
Product Pages	563
COM Yardage Requirements	569

SUPERKOOL

SUPERKOOL PRODUCT SPECIFICATIONS

FEATURES

- Extensive line offering low and high back seating in lounge and side models
- Lounge chairs and ottomans are offered with three base options:
 - Metal sled base
 - Maple wood 4-leg base
 - 4-Star base (swivels on chairs)
- Side chairs are a smaller scale chair than lounges; they are available in four base options:
 - Metal sled base
 - Beech wood 4-leg base
 - 4-Star swivel base
 - 5-Star adjustable height base with casters

SEAT AND BACK CONSTRUCTION

- Seat and back are fully upholstered

BASES

- 4-Star base swivels 360° and features a chrome finish
- Four leg base is solid hardwood and available in a variety of wood finishes
- Plastic glides are standard on 4-star swivel base and sled bases
- Side chairs are offered in 5-star adjustable height, swivel tilt base with casters, along with the other bases shown

CONTRASTING UPHOLSTERY

- Contrasting upholstery may be specified on high back models: upper back, lower back, arms and seat

OTTOMANS

- Feature a "roundish," upholstered cushion to complement lounge chairs
- Offered in sled, 4-leg, and 4-star base models

ROUND TABLES

- Round tables are available in three heights and feature a chrome, 4-star base
- Tops are solid maple hardwood and available in Frosty White paint or wood finishes



SURFACE MATERIALS

See the Kimball Hospitality Surface Materials Reference Guide at kimballhospitality.com for a complete overview of our materials program, including:

- Characteristics of wood
- Special wood finishes
- Customer specified laminate (CSL)
- Customer specified paint (CSP)
- Fabric application and colorways
- Customer's own material (COM) process overview
- Alliance program

ALLIANCE FABRIC PROGRAM

Kimball Hospitality has analyzed each model to most accurately reflect the COM/COL yardage requirements shown on page 569.

The yardage requirement for each model is based on 54" wide fabric and cutting the fabric up the roll.

If repeat is larger than 18", contact Customer Service to confirm the correct amount of yardage required. When ordering 10 or more chairs in the same COM, yardage requirements may be reduced.

Contact Customer Service.

PRICE GRADES A-R

See Surface Materials at www.kimballhospitality.com for a wide variety of graded-in fabrics from Arc-Com, CF Stinson, Designtex, Maharam, Momentum, and Ultrafabrics.

FABRIC SAMPLES

If you need samples for presentation(s), contact our alliance partners directly at:

Arc-Com	800.223.5466	arc-com.com
Designtex	800.221.1540	designtex.com
CF Stinson	800.841.6279	cfstinson.com
Maharam	800.645.3943	maharam.com
Momentum	800.366.6839	memosamples.com
Ultrafabrics	877.309.6648	ultrafabricsllc.com

WOOD FINISHES

PRICE GROUP 1

MC	Amber Cherry
CC	Cordoba Cherry
MH	Mocha Cherry
SC	Sedona Cherry
IM	Brighton Maple
TM	Huntington Maple
ES	Espresso Walnut
MW	Midtown Walnut
TW	Tribeca Walnut
UW	Urban Walnut
AD	Almond Straight Grain
CO	Canyon Straight Grain
DF	Driftwood Straight Grain
YO	Monterey Straight Grain
PB	Portobello Straight Grain
792	Sable Straight Grain
NW	Tuscan Straight Grain

IMPORTANT: Wood finishes applied to solid hardwood are complementary to the same wood finish applied to wood veneer, but not an exact match. Contact Customer Service for more information.

PAINT

TABLES

488 Frosty White

NON-PAINT

SLED AND SWIVEL BASES

490 Chrome

THREAD

MATCH	CLOSEST MATCH
WHITE	721Q_WHITE
BLACK	744Q_BLACK
RED	757Q_RED
ORANGE	755Q_ORANGE
GOLD	763Q_LT BROWN
GREEN	799Q_DK GREEN
DK JADE	781Q_DK JADE
NAVY	765Q_NAVY
BROWN	793Q_SADDLE

CASTERS

5-STAR ADJUSTABLE BASE ONLY

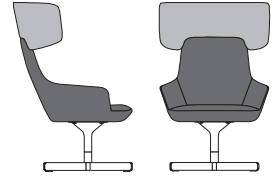
C36 Black, dual-wheel caster

TO ORDER CONTRASTING FABRIC, SPECIFY

SUPERKOOL

High Back Lounge Chair page 563

1. Model Number plus "X"
2. Upper Back Upholstery Grade
3. Upper Back Upholstery Number
4. Lower Back, Seat, and Arms Upholstery Grade
5. Lower Back, Seat, and Arms Upholstery Number
6. Metal Finish Designator (Sled and Swivel models only)
7. Wood Finish Price Group (Wood 4-Leg models only)
8. Wood finish designator (Wood 4-Leg models only)
9. Decorative Stitching Thread Color



Contrasting Fabric may be specified on upper back, lower back, arms, and seat

High Back Side Chair page 565

1. Model Number plus "X"
2. Upper Back Upholstery Grade
3. Upper Back Upholstery Number
4. Lower Back, Seat, and Arms Upholstery Grade
5. Lower Back, Seat, and Arms Upholstery Number
6. Metal Finish Designator (Sled and Swivel models only)
7. Wood Finish Price Group (Wood 4-Leg models only)
8. Wood finish designator (Wood 4-Leg models only)
9. Decorative Stitching Thread Color
10. Casters designator (5-Star Adjustable Height Base models only)

TO ORDER, SPECIFY:


1. Model Number
2. Upper Back Upholstery Grade
3. Upper Back Upholstery Number
4. Lower Back, Seat, and Arms Upholstery Grade
5. Lower Back, Seat, and Arms Upholstery Number
6. Metal Finish Designator (Sled and Swivel models only)
7. Wood Finish Price Group (Wood 4-Leg models only)
8. Wood Finish Designator (Wood 4-Leg models only)
9. Decorative Stitching Thread Color

- See page 561 for Superkool options
- See page 569 for COM fabric yardage


HIGH BACK LOUNGE CHAIR

MODEL NO.

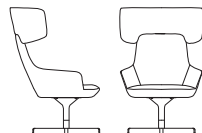
ALLIANCE PROGRAM PRICE GRADES



Metal Sled Base



Wood 4-Leg Base



4-Star Swivel Base

		A	B	C	D	E	F	G	H	I
		J	K	L	M	N	O	P	Q	R
KC2L1MHB	Metal Sled Base	\$ 2148	2235	2304	2372	2443	2528	2580	2671	2749
		2830	2960	3220	3383	3418	3448	3490	3529	3708
KC2L1WHB	Wood 4-Leg Base	2358	2445	2514	2582	2653	2738	2790	2881	2959
		3040	3170	3430	3593	3628	3658	3700	3739	3918
KC2L1STHB	4-Star Swivel Base	2256	2343	2412	2480	2551	2636	2688	2779	2857
		2938	3068	3328	3491	3526	3556	3598	3637	3816

DIMENSIONS

Width	28 ¹ / ₆	Seat Height	17 ¹ / ₂	Arm Height	20 ¹ / ₂	Weight	
Depth	31 ¹ / ₆	Seat Depth	20 ¹ / ₂			Cubic Ft.	
Height	42	Seat Width	22 ¹ / ₆				

• Contrasting fabric option – specify X (i.e., KC2L1MHBX); see page 562. For list pricing, use your electronic specification tool or contact customer service

SUPERKOOL

TO ORDER, SPECIFY:


1. Model Number
2. Back, Seat, and Arms Upholstery Grade
3. Back, Seat, and Arms Upholstery Number
4. Metal Finish Designator (Sled and Swivel models only)
5. Wood Finish Price Group (Wood 4-Leg models only)
6. Wood Finish Designator (Wood 4-Leg models only)
7. Decorative Stitching Thread Color

- See page 561 for Superkool options
- See page 569 for COM fabric yardage


LOW BACK LOUNGE CHAIR

MODEL NO.

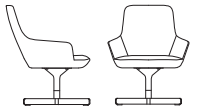
ALLIANCE PROGRAM PRICE GRADES



Metal Sled Base



Wood 4-Leg Base



4-Star Swivel Base

			A	B	C	D	E	F	G	H	I
			J	K	L	M	N	O	P	Q	R
KC2L1MLB	Metal Sled Base	\$	1890	1950	1998	2045	2094	2153	2189	2252	2306
			2362	2452	2632	2745	2769	2790	2819	2846	2970
KC2L1WLB	Wood 4-Leg Base		1997	2057	2105	2152	2201	2260	2296	2359	2413
			2469	2559	2739	2852	2876	2897	2926	2953	3077
KC2L1STLB	4-Star Swivel Base		1994	2054	2102	2149	2198	2257	2293	2356	2410
			2466	2556	2736	2849	2873	2894	2923	2950	3074

DIMENSIONS

Width	27 ¹ / ₁₆	Seat Height	17 ¹ / ₂	Arm Height	20 ¹ / ₂	Weight
Depth	28 ⁹ / ₁₆	Seat Depth	20 ¹ / ₂			Cubic Ft.
Height	33 ³ / ₁₆	Seat Width	22 ³ / ₁₆			

TO ORDER, SPECIFY:

1. Model Number
2. Upper Back Upholstery Grade
3. Upper Back Upholstery Number
4. Lower Back, Seat, and Arms Upholstery Grade
5. Lower Back, Seat, and Arms Upholstery Number
6. Metal Finish Designator (Sled and Swivel models only)
7. Wood Finish Price Group (Wood 4-Leg models only)
8. Wood Finish Designator (Wood 4-Leg models only)
9. Decorative Stitching Thread Color
10. Casters Designator (5-Star Adjustable Height Base models only)

- See page 561 for Superkool options
- See page 569 for COM fabric yardage

HIGH BACK SIDE CHAIR

MODEL NO.

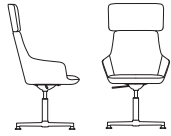
ALLIANCE PROGRAM PRICE GRADES



Metal Sled Base



Wood 4-Leg Base



4-Star Swivel Base



5-Star Adjustable Height Base with Casters

		A	B	C	D	E	F	G	H	I
		J	K	L	M	N	O	P	Q	R
KC2G1MHB	Metal Sled Base	\$ 1759	1846	1915	1983	2054	2139	2191	2282	2360
		2441	2571	2831	2994	3029	3059	3101	3140	3319
KC2G1WHB	Wood 4-Leg Base	2047	2134	2203	2271	2342	2427	2479	2570	2648
		2729	2859	3119	3282	3317	3347	3389	3428	3607
KC2G14STHB	4-Star Swivel Base	1863	1950	2019	2087	2158	2243	2295	2386	2464
		2545	2675	2935	3098	3133	3163	3205	3244	3423
KC2G15STHB	5-Star Adjustable Height Base with Casters	2045	2132	2201	2269	2340	2425	2477	2568	2646
		2727	2857	3117	3280	3315	3345	3387	3426	3605

DIMENSIONS

Width	24 $\frac{1}{4}$	Seat Height	19 $\frac{1}{2}$	Arm Height	23 $\frac{1}{2}$	Weight	
Depth	28 $\frac{3}{16}$	Adjustable Height		Adjustable Height		Cubic Ft.	
Height	42	Seat Height	19 $\frac{1}{2}$ -23 $\frac{3}{8}$	Arm Height	23 $\frac{1}{2}$ -27 $\frac{1}{2}$		
Adjustable Height		Seat Depth	17				
Height	42-46	Seat Width	19 $\frac{1}{2}$				

• Contrasting fabric option – specify X (i.e., KC2G1MHBX); see page 562. For list pricing, use your electronic specification tool or contact customer service

SUPERKOOOL

TO ORDER, SPECIFY:


1. Model Number
2. Back, Seat, and Arms Upholstery Grade
3. Back, Seat, and Arms Upholstery Number
4. Metal Finish Designator (Sled and Swivel models only)
5. Wood Finish Price Group (Wood 4-Leg models only)
6. Wood Finish Designator (Wood 4-Leg models only)
7. Decorative Stitching Thread Color

- See page 561 for Superkool options
- See page 569 for COM fabric yardage

LOW BACK SIDE CHAIR

MODEL NO.

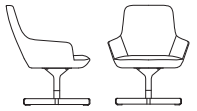
ALLIANCE PROGRAM PRICE GRADES



Metal Sled Base



Wood 4-Leg Base



4-Star Swivel Base



5-Star Adjustable Height Base with Casters

MODEL NO.	Description	Price	A	B	C	D	E	F	G	H	I
			J	K	L	M	N	O	P	Q	R
KC2G1MLB	Metal Sled Base	\$	1490	1550	1598	1645	1694	1753	1789	1852	1906
			1962	2052	2232	2345	2369	2390	2419	2446	2570
KC2G1WLB	Wood 4-Leg Base		1839	1899	1947	1994	2043	2102	2138	2201	2255
			2311	2401	2581	2694	2718	2739	2768	2795	2919
KC2G14STLB	4-Star Swivel Base		1631	1691	1739	1786	1835	1894	1930	1993	2047
			2103	2193	2373	2486	2510	2531	2560	2587	2711
KC2G15STLB	5-Star Adjustable Height Base with Casters		1757	1817	1865	1912	1961	2020	2056	2119	2173
			2229	2319	2499	2612	2636	2657	2686	2713	2837

DIMENSIONS

Width	24¾	Seat Height	19%	Arm Height	23½	Weight	
Depth	25%	Adjustable Height		Adjustable Height		Cubic Ft.	
Height	32½	Seat Height	19%-23%	Arm Height	23½-27½		
Adjustable Height		Seat Depth	17				
Height	32½-36½	Seat Width	19½				

TO ORDER, SPECIFY:

1. Model Number
2. Upholstery Grade
3. Upholstery Number
4. Metal Finish Designator (Sled and 4-Star models only)
5. Wood Finish Price Group (Wood 4-Leg models only)
6. Wood Finish Designator (Wood 4-Leg models only)
7. Decorative Stitching Thread Color

• See page 561 for Superkool options

OTTOMAN



Metal Sled Base



Wood 4-Leg Base



4-Star Metal Base

MODEL NO.

ALLIANCE PROGRAM PRICE GRADES

			A	B	C	D	E	F	G	H	I
			J	K	L	M	N	O	P	Q	R
KC20M	Metal Sled Base	\$	1004	1037	1064	1090	1117	1150	1170	1205	1235
			1266	1316	1416	1479	1492	1504	1520	1535	1604
KC20W	Wood 4-Leg Base		1068	1101	1128	1154	1181	1214	1234	1269	1299
			1330	1380	1480	1543	1556	1568	1584	1599	1668
KC20ST	4-Star Metal Base		1108	1141	1168	1194	1221	1254	1274	1309	1339
			1370	1420	1520	1583	1596	1608	1624	1639	1708

DIMENSIONS

Width	20¼	
Depth	20¼	
Height	16 ⁹ / ₁₆	

Weight
Cubic Ft.

SUPERKOOOL

TO ORDER, SPECIFY:

• See page 561 for Superkool options

Painted Top

1. Model Number
2. Paint Designator
3. Base Finish Designator

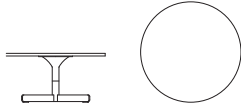
Wood Finished Top

1. Model Number
2. Wood Finish Price Group
3. Wood Finish Designator
4. Base Finish Designator

ROUND COFFEE TABLE

MODEL NO.

LIST PRICE

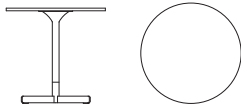


KC23015RDP	Painted Top	\$ 2088
KC23015RDW	Wood Finished Top	2192

DIMENSIONS

Diameter	29½	Weight
Height	14½	Cubic Ft.

ROUND WORKSURFACE HEIGHT TABLE

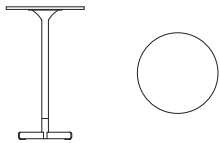


KC23029RDP	Painted Top	\$ 1458
KC23029RDW	Wood Finished Top	1560

DIMENSIONS

Diameter	29½	Weight
Height	28½	Cubic Ft.

ROUND BAR HEIGHT TABLE



KC22440RDP	Painted Top	\$ 1562
KC22440RDW	Wood Finished Top	1664

DIMENSIONS

Diameter	23¾	Weight
Height	40¾	Cubic Ft.

COM YARDAGE REQUIREMENTS

COM YARDAGE REQUIREMENTS (54" WIDTH – CUT UP THE ROLL)

MODEL	RAILROADED Contact customer service 800-634-9510 for ydg requirements	NON DIRECTIONAL OR SOLID	1"-4" REPEAT	5"-11" REPEAT	12"-18" REPEAT	COL SQUARE FEET
			4" VERTICAL X 4" HORIZONTAL	11" VERTICAL X 11" HORIZONTAL	18" VERTICAL X 18" HORIZONTAL	
KC2G14STHB	Entire Unit	1.60	2.40	2.80	5.50	32.7
	Lower Back/Seat/Arms	1.40	2.00	2.50	4.80	27.1
	Upper Back	0.50	0.70	0.80	1.60	10
KC2G14STLB	Entire Unit	1.40	2.00	2.50	4.80	27.1
KC2G15STHB	Entire Unit	1.60	2.40	2.80	5.50	32.7
	Lower Back/Seat/Arms	1.40	2.00	2.50	4.80	27.1
	Upper Back	0.50	0.70	0.80	1.60	10
KC2G15STLB	Entire Unit	1.40	2.00	2.50	4.80	27.1
KC2G1MHB	Entire Unit	1.60	2.40	2.80	5.50	32.7
	Lower Back/Seat/Arms	1.40	2.00	2.50	4.80	27.1
	Upper Back	0.50	0.70	0.80	1.60	10
KC2G1MLB	Entire Unit	1.40	2.00	2.50	4.80	27.1
KC2G1WHB	Entire Unit	1.60	2.40	2.80	5.50	32.7
	Lower Back/Seat/Arms	1.40	2.00	2.50	4.80	27.1
	Upper Back	0.50	0.70	0.80	1.60	10
KC2G1WLB	Entire Unit	1.40	2.00	2.50	4.80	27.1
KC2L1MHB	Entire Unit	2.40	3.20	4.10	6.00	48.7
	Lower Back/Seat/Arms	1.80	2.30	3.00	5.30	36
	Upper Back	0.90	1.20	1.40	1.60	17.2
KC2L1MLB	Entire Unit	1.80	2.30	2.90	5.30	36.5
KC2L1STHB	Entire Unit	2.40	3.20	4.10	6.00	48.7
	Lower Back/Seat/Arms	1.80	2.30	3.00	5.30	36
	Upper Back	0.90	1.20	1.40	1.60	17.2
KC2L1STLB	Entire Unit	1.80	2.30	2.90	5.30	36.5
KC2L1WHB	Entire Unit	2.40	3.20	4.10	6.00	48.7
	Lower Back/Seat/Arms	1.80	2.30	3.00	5.30	36
	Upper Back	0.90	1.20	1.40	1.60	17.2
KC2L1WLB	Entire Unit	1.80	2.30	2.90	5.30	36.5
KC2OM	Entire Unit	0.80	1.30	1.30	3.00	16
KC2OST	Entire Unit	0.80	1.30	1.30	3.00	16
KC2OW	Entire Unit	0.80	1.30	1.30	3.00	16

