
Hobsen

Product Specifications	322
Fabrics and Options	323
Contrasting Fabrics Specifications	325
Product Pages	326
COM Yardage Requirements	328

HOBSEN PRODUCT SPECIFICATIONS

LOUNGE

FRAME CONSTRUCTION

- Walnut or Maple with mortise and tenon joints that are securely glued for maximum joint stability
- Arm assembly constructed of finger joints and securely glued
- Non-marring nylon glides

SEAT CONSTRUCTION

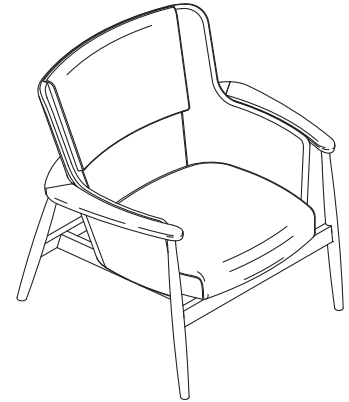
- 3" polyurethane foam covers a plywood panel with high tension sheet webbing

BACK CONSTRUCTION

- Polyurethane foam covers a 3/16" molded plywood shell

UPHOLSTERY DETAIL

- Contrasting fabric options available on lounge models
- Thicker polyurethanes and leathers may exaggerate the thickness of the back pillow



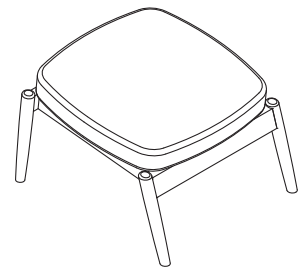
OTTOMAN

FRAME CONSTRUCTION

- Walnut or Maple with mortise and tenon joints that are securely glued for maximum joint stability
- Non-marring nylon glides

SEAT CONSTRUCTION

- 3" polyurethane foam covers a plywood panel with high tension sheet webbing



TABLES

FRAME CONSTRUCTION

- Walnut or Maple with mortise and tenon joints that are securely glued for maximum joint stability
- Non-marring nylon glides

TOPS

- Laminate surfaces are 1" HPL (high pressure laminate)
- Veneer surfaces are 1" plain sliced slipmatched cherry (Amber, Autumn, Mocha, Truffle) or maple veneer (Brighton, Caramel, Honey, Natural), plain sliced bookmatched walnut veneer (Clear Walnut, Cordovan, Judicial), quarter cut walnut veneer (Almond, Portobello, Sable), or quarter cut oak veneer (Sonoma)
- When specifying Clear Walnut, a clear coat finish, the natural wood characteristics of walnut veneer are visible. These characteristics include, but are not limited to, color and woodgrain variation
- Veneer and Laminate models feature an edgebanded 3mm softened rim
- Solid surface is 1" thick and features a reversed half-bullnose rim profile
- Glass surfaces are 3/8" thick tempered low-iron glass with a 45 degree beveled edge profile and are attached with a clear adhesive

FRAME FINISHES

- Maple wood species - All finishes are available except for Clear Walnut (EW)
- Walnut wood species - Clear Walnut (EW) finish at an additional upcharge
- When specifying Clear Walnut finish, the natural wood characteristics of Walnut are visible. These characteristics include, but are not limited to color & woodgrain variation
- Features a catalyzed top coat that resists denting, peeling, and reactions to chemicals
- Can be cleaned with a damp cloth
- When specifying Brighton, Natural, and Sonoma finish, variation in color is acceptable due to the nature of wood characteristics

SURFACE MATERIALS

See the Kimball Hospitality Surface Materials Reference Guide at kimballhospitality.com for a complete overview of our materials program, including:

- Characteristics of wood
- Special wood finishes
- Customer-specified laminate (CSL)
- Customer-specified paint (CSP)
- Fabric application and colorways
- Customer's own material (COM) process overview
- Alliance program

ALLIANCE FABRIC PROGRAM

Kimball Hospitality has analyzed each model to most accurately reflect the COM/COL yardage requirements shown on page 328.

The yardage requirement for each model is based on 54" W fabric and cutting the fabric up the roll.

If repeat is larger than 18", contact Customer Service to confirm the correct amount of yardage required. When ordering 10 or more chairs in the same COM, yardage requirements may be reduced.

Contact Customer Service.

PRICE GRADES A-R

See Surface Materials at www.kimballhospitality.com for a wide variety of graded-in fabrics from Arc-Com, Carnegie, CF Stinson, Designtex, Maharam, Mayer, Momentum, and Ultrafabrics.

FABRIC SAMPLES

If you need samples for presentation(s), contact our alliance partners directly at:

Arc-Com	800.223.5466	arc-com.com
Carnegie	800.727.6770	carnegiefabrics.com
CF Stinson	800.841.6279	cfstinson.com
Designtex	800.221.1540	designtex.com
Maharam	800.645.3943	maharam.com
Mayer	800.428.4415	mayerfabrics.com
Momentum	800.366.6839	memosamples.com
Ultrafabrics	877.309.6648	ultrafabricsllc.com

WOOD TOP/FRAME FINISHES

AC	Autumn	NM	Natural
AD	Almond	PB	Portobello
BZ	Brazilwood	PC	Porcini
CI	Chai	PT	Portico
CL	Caramel	SK	Skyline
CW	Cordovan	SM	Sonoma
DW	Judicial	TF	Truffle
EW	Clear Walnut*	WL	Willow
HN	Honey	405	Designer White
IM	Brighton	462	Cinder
KN	Kona	792	Sable
MC	Amber	793	Acorn
MH	Mocha		

*Additional \$377 upcharge

TOP LAMINATE COLORS

WOODGRAIN LAMINATE

AC2	Autumn 2	MH	Mocha
AD	Almond	NM	Natural
BZ	Brazilwood	PB	Portobello
CI	Chai	PC	Porcini
CL	Caramel	PT	Portico
CW	Cordovan	SK	Skyline
DW	Judicial	SM	Sonoma
HN2	Honey 2	TF	Truffle
IM	Brighton	WL	Willow
KN	Kona	792	Sable
MC	Amber	793	Acorn*

SOLID LAMINATE

405	Designer White
419	Wallaby
425	Shadow
440	Cloud
457	Dapple
461	Graphite
462	Cinder
478	Platinum Grey
488	Frosty White
491	Designer White Linear
492	Cinder Linear

GALLERY LAMINATE

Grade 1 – 5% upcharge	
G1001	Citadel
G1011	Pepperdust

*Acorn is the laminate complement to Clear Walnut finish
See page 20 for Gallery program details and upcharges

SOLID SURFACE TOP OPTIONS

COLORS

7101	Bisque (Grade A)
7201	Glacier White (Grade A)
7202	Canyon (Grade B)
7203	Designer White (Grade B)
7204	Silt (Grade B)
7301	Concrete (Grade C)
7302	Deep Night Sky (Grade C)
7303	Deep Nocturne (Grade C)

RIM PROFILE



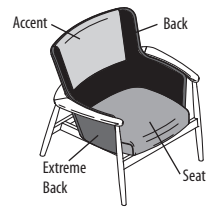
TO ORDER CONTRASTING FABRIC, SPECIFY

HOBSEN

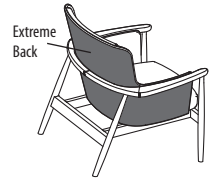
Lowback, Arms page 326

Midback, Arms page 326

1. Model Number plus "X"
2. Back Fabric Grade/Cover Number
3. Extreme Back Fabric Grade/Cover Number
4. Seat Fabric Grade/Cover Number
5. Accent Fabric Grade/Cover Number
6. Wood Finish



Contrasting Fabric



Contrasting Fabric Back View

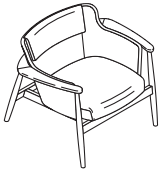
HOBSEN

TO ORDER, SPECIFY:

1. Model Number
2. Fabric Grade Number
3. Cover Number
4. Wood Finish

• See page 323 for Hobsen options
See page 328 for COM fabric yardage

LOWBACK LOUNGE



MODEL NO.

ALLIANCE PROGRAM PRICE GRADES

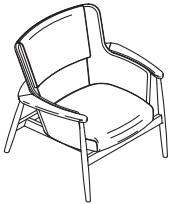
		A	B	C	D	E	F	G	H	I
		J	K	L	M	N	O	P	Q	R
N58L1LUA	Lowback, Arms	\$ 2982	3058	3118	3180	3249	3323	3382	3458	3534
		3610	3727	3967	4114	4192	4270	4346	4424	4498

DIMENSIONS

Width	33½	Seat Width	23	Arm Height	24	Weight	42.2
Depth	31	Seat Depth	22¾	Back Width	27	Cubic Ft.	22.9
Height	28	Seat Height	16½	Back Height	15		

• Contrasting fabric option – specify X (i.e., N58L1LUAX); see page 325. For list pricing, use your electronic specification tool or contact customer service

MIDBACK LOUNGE



		A	B	C	D	E	F	G	H	I
		J	K	L	M	N	O	P	Q	R
N58L1MUA	Midback, Arms	\$ 3162	3290	3392	3497	3614	3739	3840	3969	4098
		4226	4425	4831	5080	5213	5346	5474	5607	5732

DIMENSIONS

Width	33½	Seat Width	23	Arm Height	24	Weight	48
Depth	31	Seat Depth	22¾	Back Width	27	Cubic Ft.	27.5
Height	34	Seat Height	16½	Back Height	21		

• Contrasting fabric option – specify X (i.e., N58L1MUAX); see page 325. For list pricing, use your electronic specification tool or contact customer service

OTTOMAN



		A	B	C	D	E	F	G	H	I
		J	K	L	M	N	O	P	Q	R
N58D1		\$ 1373	1406	1432	1459	1489	1521	1547	1580	1613
		1646	1697	1801	1865	1899	1933	1966	2000	2032

DIMENSIONS

Width	21½							Weight	23
Depth	24							Cubic Ft.	9
Height	15¼								

TO ORDER, SPECIFY:

1. Model Number
2. Laminate Color (if applicable)
3. Solid Surface Grade (if applicable)
4. Solid Surface Color (if applicable)
5. Wood Finish

• See page 323 for Hobsen options

END TABLE



Laminate/Veneer



Glass

MODEL NO.

ALLIANCE PROGRAM PRICE GRADES

		LIST/GRADE A	GRADE B	GRADE C
N58T18ENRDL	Round, Laminate	\$ 1809		
N58T18ENRDW	Round, Wood	2122		
N58T18ENRDG	Round, Glass	2243		
N58T18ENRDS	Round, Solid Surface	3508	3581	3677

DIMENSIONS

Width	17½	Weight	22
Depth	17½	Weight - Glass	21
Height	23	Weight - Solid Surface	26
Height - Glass	22¾	Cubic Ft.	8.0
		Cubic Ft. - Solid Surface	7.7

- Ships assembled
- The veneer tops on wood models will always match the frame finish
- Laminate and veneer models feature a softened 3mm rim profile
- Solid surface models feature a reversed half-bullnose rim profile, see page 324
- Glass surfaces are ¾" thick tempered low-iron glass with a 45 degree beveled edge profile and are attached with a clear adhesive

MAGAZINE TABLE



Laminate/Veneer



Glass

		LIST/GRADE A	GRADE B	GRADE C
N58T2745MGOL	Oval, Laminate	\$ 2174		
N58T2745MGOW	Oval, Wood	2467		
N58T2745MGOG	Oval, Glass	2875		
N58T2745MGOS	Oval, Solid Surface	4928	5205	5575

DIMENSIONS

Width	45	Weight	61
Depth	27	Weight - Glass	65
Height	14¾	Weight - Solid Surface	77
Height - Glass	13½	Cubic Ft.	18.0
		Cubic Ft. - Solid Surface	17.1

- Ships assembled
- The veneer tops on wood models will always match the frame finish
- Laminate and veneer models feature a softened 3mm rim profile
- Solid surface models feature a reversed half-bullnose rim profile, see page 324
- Glass surfaces are ¾" thick tempered low-iron glass with a 45 degree beveled edge profile and are attached with a clear adhesive

COM YARDAGE REQUIREMENTS

COM YARDAGE REQUIREMENTS (54" WIDTH – CUT UP THE ROLL)

MODEL	RAILROADED Contact customer service 800-482-1717 for ydg requirements	NON DIRECTIONAL OR SOLID	1"-4" REPEAT	5"-11" REPEAT	12"-18" REPEAT	COL SQUARE FEET
			4" VERTICAL X 4" HORIZONTAL	11" VERTICAL X 11" HORIZONTAL	18" VERTICAL X 18" HORIZONTAL	
N58D1	Complete	1.00	1.00	1.50	1.50	17
N58L1LUA	Complete	2.30	3.10	4.30	7.10	45.4
N58L1LUAX	Back	1.10	1.30	1.70	3.20	21
	Seat	0.90	1.10	2.10	2.10	18.8
	Extreme	1.00	1.30	2.30	3.10	20.5
	Accent	0.40	0.60	1.10	1.70	7.8
N58L1MUA	Complete	2.83	3.50	6.75	6.75	56.45
N58L1MUAX	Back	1.25	1.80	2.50	2.50	24.9
	Seat	0.97	1.20	2.00	2.00	19.37
	Extreme	1.25	1.80	2.50	2.50	24.9
	Accent	0.56	1.00	1.60	2.00	11.07