

---

# Greer Patient Recliners

Product Specifications	280
Fabrics and Options	281
Contrasting Fabrics Specifications	282
Product Pages	283
COM Yardage Requirements	291

## GREER PATIENT RECLINERS

### GREER PATIENT RECLINERS PRODUCT SPECIFICATIONS

#### CONSTRUCTION

- Greer recliners offer three adjustment positions:
  - Footrest raised (all models)
  - Infinite recline degree to lay flat
  - Feet higher than the head (Trendelenburg) models
- Built-in headrest offers supportive, patient comfort
- Optional, black polyurethane push bar helps caregivers reposition the chair
- Optional bump guard is a protective plastic welt cord
- Moisture barrier is optional for seat or seat and back
- Infinite back lock allows locking the back into various positions in 1 degree increments

#### ARMS

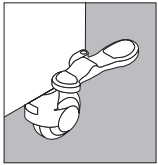
- Arm caps are available in black polyurethane, finished beech wood, and solid surface. EOS<sup>CU</sup> (Cupron-enhanced EOS) biocidal solid surface arm caps are optional on solid surface arm cap model; upcharge applies
- Model without arm caps is also available
- Drop-arm release unlocks the drop arm
- Drop arm, on applicable models, is shown in the "down" position. Available on left arm only (as seated)

#### FOOTRESTS

- Optional pull out footrest allows for patient to ingress and egress more easily. Footrest also can be used for comfort when recliner is in the seated position
- Footrest lever allows leg rest to be extended independently of the back operation

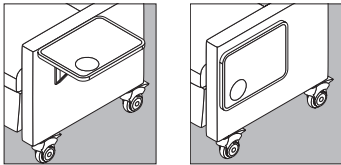
#### CASTERS

- Grey, non-marking casters work on both hard and soft surfaces. Individual-locking, single-wheel casters are shown below; models with central-locking, single-wheel casters are also available
- Models with central-locking casters with brake are controlled from a foot pedal on the left side of the recliner (as seated)



#### OPTIONAL FOLD-DOWN TRAY

- Optional fold-down tray is available on left side of recliner as seated; not available on drop-arm model
- Tray is 12" D x 16" W



#### UTILITY HOOK

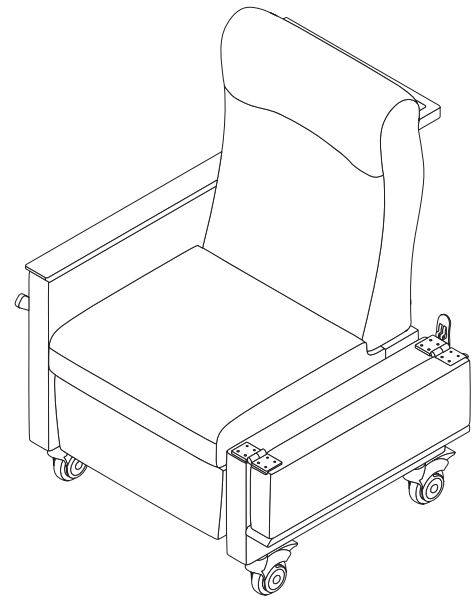
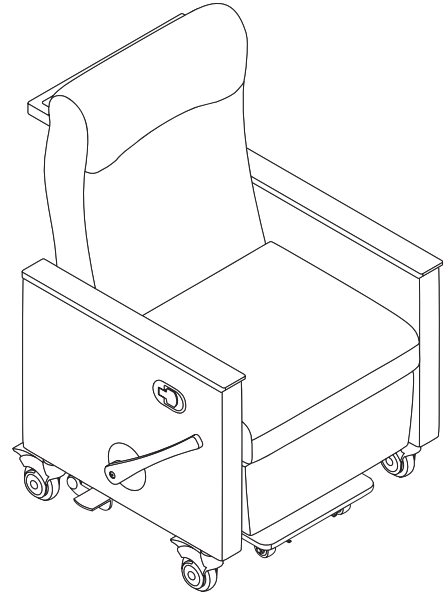
- Utility hook on left side of recliner is available as an option on models without a drop arm

#### TRENDELENBURG

- Trendelenburg models allow feet to be higher than head; paddles are located on the right side of the chair as seated

#### CONTRASTING FABRICS

- Contrasting fabric may be specified on back, base/seat, and arms



## SURFACE MATERIALS

See the Kimball Hospitality Surface Materials Reference Guide at [kimballhospitality.com](http://kimballhospitality.com) for a complete overview of our materials program, including:

- Characteristics of wood
- Special wood finishes
- Customer specified laminate (CSL)
- Customer specified paint (CSP)
- Fabric application and colorways
- Customer's own material (COM) process overview
- Alliance program

### ALLIANCE FABRIC PROGRAM

Kimball Hospitality has analyzed each model to most accurately reflect the COM/COL yardage requirements shown on page 291.

The yardage requirement for each model is based on 54" wide fabric and cutting the fabric up the roll.

If repeat is larger than 18", contact Customer Service to confirm the correct amount of yardage required. When ordering 10 or more chairs in the same COM, yardage requirements may be reduced.

Contact Customer Service.

### PRICE GRADES A-R

See Surface Materials at [www.kimballhospitality.com](http://www.kimballhospitality.com) for a wide variety of graded-in fabrics from Arc-Com, CF Stinson, Designtex, Maharam, Momentum, and Ultrafabrics.

### FABRIC SAMPLES

If you need samples for presentation(s), contact our alliance partners directly at:

Arc-Com	800.223.5466	<a href="http://arc-com.com">arc-com.com</a>
Designtex	800.221.1540	<a href="http://designtex.com">designtex.com</a>
CF Stinson	800.841.6279	<a href="http://cfstinson.com">cfstinson.com</a>
Maharam	800.645.3943	<a href="http://maharam.com">maharam.com</a>
Momentum	800.366.6839	<a href="http://memosamples.com">memosamples.com</a>
Ultrafabrics	877.309.6648	<a href="http://ultrafabricsllc.com">ultrafabricsllc.com</a>

## FOLD-DOWN TRAY

### 3D LAMINATE

MC	Amber Cherry
MH	Mocha Cherry
CO	Canyon Straight Grain
DF	Driftwood Straight Grain
YO	Monterey Straight Grain
NW	Tuscan Straight Grain

## ARM CAPS

### POLYURETHANE

462	Cinder
-----	--------

### SOLID SURFACE

#### STANDARD

405	Designer White
-----	----------------

#### PREMIUM\*

495	EOS <sup>CU</sup> Beige
496	EOS <sup>CU</sup> Grey

\*\$669 Upcharge applies

### WOOD

AD	Almond	MH	Mocha
MC	Amber	YO	Monterey
IM	Brighton	PB	Portobello
CO	Canyon	792	Sable
CC	Cordoba	SC	Sedona
DF	Driftwood	TW	Tribeca
ES	Espresso	NW	Tuscan
TM	Huntington	UW	Urban
MW	Midtown		

## MOISTURE BARRIER

X	No Moisture Barrier
MB1	Seat (upcharge applies)
MB2	Seat and Back (\$203 upcharge)

## TRAY (OMIT FOR NO TRAY)

MT	Fold-Down Tray (\$262 upcharge)
----	---------------------------------

## PULL OUT FOOTREST

Y	Yes (\$345 upcharge)
N	No

## PUSH BAR

Y	Yes (\$137 upcharge)
N	No

## UTILITY HOOK ON LEFT

Y	Yes (\$137 upcharge)
N	No

## BUMP GUARD

Y	Yes (\$35 upcharge)
N	No

## TO ORDER CONTRASTING FABRIC, SPECIFY

### GREER

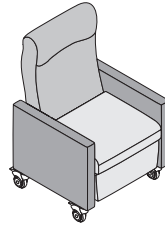
**Individual Locking Casters Recliners page 283**

**Individual Locking Casters with Trendelenburg Adjustment Recliners page 285**

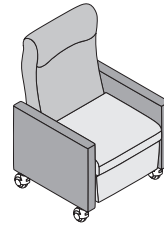
**Central Locking Casters Recliners page 287**

**Central Locking Casters with Trendelenburg Adjustment Recliners page 289**

1. Model Number plus "X"
2. Back Fabric Grade
3. Back Fabric Number
4. Base/Seat Fabric Grade
5. Base/Seat Fabric Number
6. Arms Fabric Grade
7. Arms Fabric Number
8. Arm Cap Designator
9. Moisture Barrier Optional for Seat or Seat and Back
10. Tray Option
11. Pull-out Footrest Option
12. Push Bar
13. Utility Hook on Left
14. Bump Guard



K49RILC



K49RCLC

**Individual Locking Casters with Drop Arm Recliners page 284**

**Individual Locking Casters with Trendelenburg Adjustment and Drop Arm Recliners page 286**

**Central Locking Casters with Drop Arm Recliners page 288**

**Central Locking Casters with Trendelenburg Adjustment and Drop Arm Recliners page 290**

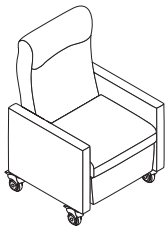
1. Model Number plus "X"
2. Back Fabric Grade
3. Back Fabric Number
4. Base/Seat Fabric Grade
5. Base/Seat Fabric Number
6. Arms Fabric Grade
7. Arms Fabric Number
8. Arm Cap Designator
9. Moisture Barrier Optional for Seat or Seat and Back
10. Pull-out Footrest Option
11. Push Bar
12. Bump Guard

**TO ORDER, SPECIFY:**

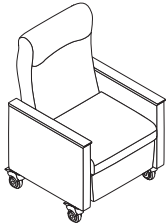
1. Model Number
2. Back Fabric Grade
3. Back Fabric Number
4. Base/Seat Fabric Grade
5. Base/Seat Fabric Number
6. Arms Fabric Grade
7. Arms Fabric Number
8. Arm Cap Designator (if applicable)
9. Moisture Barrier Optional for Seat or Seat and Back
10. Tray Option
11. Pull-out Footrest Option
12. Push Bar
13. Utility Hook on Left
14. Bump Guard

- See page 281 for Greer™ options
- See page 291 for COM fabric yardage

**INDIVIDUAL LOCKING CASTERS**



Without Arm Caps



With Arm Caps

**MODEL NO.**

**ALLIANCE PROGRAM PRICE GRADES**

		A	B	C	D	E	F	G	H	I
		J	K	L	M	N	O	P	Q	R
K49RILC	Without Arm Caps	\$ 2923	3086	3214	3341	3473	3630	3728	3897	4042
		4193	4435	4920	5222	5288	5343	5421	5494	5827
K49RILCACP	With Polyurethane Arm Caps	3065	3228	3356	3483	3615	3772	3870	4039	4184
		4335	4577	5062	5364	5430	5485	5563	5636	5969
K49RILCACW	With Wood Arm Caps	3221	3384	3512	3639	3771	3928	4026	4195	4340
		4491	4733	5218	5520	5586	5641	5719	5792	6125
K49RILCACs	With Solid Surface Arm Caps	3744	3907	4035	4162	4294	4451	4549	4718	4863
		5014	5256	5741	6043	6109	6164	6242	6315	6648

**DIMENSIONS**

Width	30¾	Seat Height	22	Arm Height w/out Arm Caps	26¾	Weight	160
Depth	28	Seat Depth	19½	Arm Height w/Arm Caps	27	Cubic Ft.	37.5
Height	46	Seat Width	23¾	Extended Length	68		

- Contrasting fabric option – specify X (i.e., K49RILCX); see page 282. For list pricing, use your electronic specification tool or contact customer service
- Grey, non-marking, individually locking, single-wheel casters for hard and soft surfaces
- Independent leg rest and back operation
- Built-in headrest
- Easy-to-use back recline and footrest release handles
- Arm caps, if applicable: polyurethane, beech wood, or solid surface

## GREER PATIENT RECLINERS

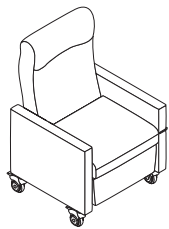
## TO ORDER, SPECIFY:

1. Model Number
2. Back Fabric Grade
3. Back Fabric Number
4. Base/Seat Fabric Grade
5. Base/Seat Fabric Number
6. Arms Fabric Grade
7. Arms Fabric Number
8. Arm Cap Designator (if applicable)
9. Moisture Barrier Optional for Seat or Seat and Back
10. Pull-out Footrest Option
11. Push Bar
12. Bump Guard

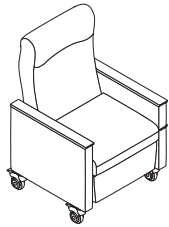
- See page 281 for Greer™ options
- See page 291 for COM fabric yardage

INDIVIDUAL LOCKING  
CASTERS WITH DROP ARMMODEL  
NO.

## ALLIANCE PROGRAM PRICE GRADES



Without Arm Caps



With Arm Caps

			A	B	C	D	E	F	G	H	I
			J	K	L	M	N	O	P	Q	R
K49RILCDAL	Without Arm Caps	\$	3031	3194	3322	3449	3581	3738	3836	4005	4150
			4301	4543	5028	5330	5396	5451	5529	5602	5935
K49RILCACPDAL	With Polyurethane Arm Caps		3173	3336	3464	3591	3723	3880	3978	4147	4292
			4443	4685	5170	5472	5538	5593	5671	5744	6077
K49RILCACWDAL	With Wood Arm Caps		3329	3492	3620	3747	3879	4036	4134	4303	4448
			4599	4841	5326	5628	5694	5749	5827	5900	6233
K49RILCACSDAL	With Solid Surface Arm Caps		3853	4016	4144	4271	4403	4560	4658	4827	4972
			5123	5365	5850	6152	6218	6273	6351	6424	6757

## DIMENSIONS

Width	30¼	Seat Height	22	Arm Height w/out Arm Caps	26¼	Weight	160
Depth	28	Seat Depth	19½	Arm Height w/Arm Caps	27	Cubic Ft.	37.5
Height	46	Seat Width	23¾	Extended Length	68		

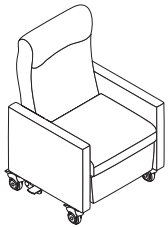
- Contrasting fabric option – specify X (i.e., K49RILCDALX); see page 282. For list pricing, use your electronic specification tool or contact customer service
- Grey, non-marking, individually locking, single-wheel casters for hard and soft surfaces
- Independent leg rest and back operation
- Easy-to-use back recline and footrest release handles
- Built-in headrest
- Drop arm with easy release for lateral patient transfer
- Arm caps, if applicable: polyurethane, beech wood, or solid surface

**TO ORDER, SPECIFY:**

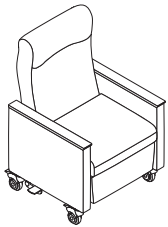
1. Model Number
2. Back Fabric Grade
3. Back Fabric Number
4. Base/Seat Fabric Grade
5. Base/Seat Fabric Number
6. Arms Fabric Grade
7. Arms Fabric Number
8. Arm Cap Designator (if applicable)
9. Moisture Barrier Optional for Seat or Seat and Back
10. Tray Option
11. Pull-out Footrest Option
12. Push Bar
13. Utility Hook on Left
14. Bump Guard

- See page 281 for Greer™ options
- See page 291 for COM fabric yardage

**INDIVIDUAL LOCKING CASTERS WITH TRENDELENBURG ADJUSTMENT**



Without Arm Caps



With Arm Caps

**MODEL NO.**

**ALLIANCE PROGRAM PRICE GRADES**

		A	B	C	D	E	F	G	H	I
		J	K	L	M	N	O	P	Q	R
K49RILCTB	Without Arm Caps	\$ 3151	3314	3442	3569	3701	3858	3956	4125	4270
		4421	4663	5148	5450	5516	5571	5649	5722	6055
K49RILCTBACP	With Polyurethane Arm Caps	3294	3457	3585	3712	3844	4001	4099	4268	4413
		4564	4806	5291	5593	5659	5714	5792	5865	6198
K49RILCTBACW	With Wood Arm Caps	3449	3612	3740	3867	3999	4156	4254	4423	4568
		4719	4961	5446	5748	5814	5869	5947	6020	6353
K49RILCTBACS	With Solid Surface Arm Caps	3973	4136	4264	4391	4523	4680	4778	4947	5092
		5243	5485	5970	6272	6338	6393	6471	6544	6877

**DIMENSIONS**

Width	30¾	Seat Height	22	Arm Height w/out Arm Caps	26¾	Weight	190
Depth	28	Seat Depth	19½	Arm Height w/Arm Caps	27	Cubic Ft.	37.5
Height	46	Seat Width	23¾	Extended Length	68		

- Contrasting fabric option – specify X (i.e., K49RILCTBX); see page 282. For list pricing, use your electronic specification tool or contact customer service
- Grey, non-marking, individually locking, single-wheel casters for hard and soft surfaces
- Trendelenburg mechanism with foot pedal on right side
- Independent leg rest and back operation
- Easy-to-use back recline and leg rest release handles
- Built-in headrest
- Arm caps, if applicable: polyurethane, beech wood, or solid surface

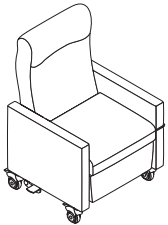
## GREER PATIENT RECLINERS

### TO ORDER, SPECIFY:

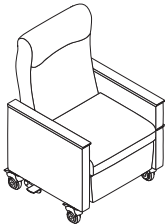
1. Model Number
2. Back Fabric Grade
3. Back Fabric Number
4. Base/Seat Fabric Grade
5. Base/Seat Fabric Number
6. Arms Fabric Grade
7. Arms Fabric Number
8. Arm Cap Designator (if applicable)
9. Moisture Barrier Optional for Seat or Seat and Back
10. Pull-out Footrest Option
11. Push Bar
12. Bump Guard

- See page 281 for Greer™ options
- See page 291 for COM fabric yardage

### INDIVIDUAL LOCKING CASTERS WITH TRENDLENBURG ADJUSTMENT AND DROP ARM



Without Arm Caps



With Arm Caps

### MODEL NO.

### ALLIANCE PROGRAM PRICE GRADES

MODEL NO.			A	B	C	D	E	F	G	H	I
			J	K	L	M	N	O	P	Q	R
			K49RILCTBDAL	Without Arm Caps	\$ 3259	3422	3550	3677	3809	3966	4064
			4529	4771	5256	5558	5624	5679	5757	5830	6163
K49RILCTBACPDAL	With Polyurethane Arm Caps		3402	3565	3693	3820	3952	4109	4207	4376	4521
			4672	4914	5399	5701	5767	5822	5900	5973	6306
K49RILCTBACWDAL	With Wood Arm Caps		3557	3720	3848	3975	4107	4264	4362	4531	4676
			4827	5069	5554	5856	5922	5977	6055	6128	6461
K49RILCTBACSDAL	With Solid Surface Arm Caps		4081	4244	4372	4499	4631	4788	4886	5055	5200
			5351	5593	6078	6380	6446	6501	6579	6652	6985

### DIMENSIONS

Width	30¾	Seat Height	22	Arm Height w/out Arm Caps	26¾	Weight	190
Depth	28	Seat Depth	19½	Arm Height w/Arm Caps	27	Cubic Ft.	37.5
Height	46	Seat Width	23¾	Extended Length	68		

- Contrasting fabric option – specify X (i.e., K49RILCTBDALX); see page 282. For list pricing, use your electronic specification tool or contact customer service
- Grey, non-marking, individually locking, single-wheel casters for hard and soft surfaces
- Trendelenburg mechanism with foot pedal on right side
- Independent leg rest and back operation
- Easy-to-use back recline and leg rest release handles
- Built-in headrest
- Drop arm with easy release for lateral patient transfer
- Arm caps, if applicable: polyurethane, beech wood, or solid surface

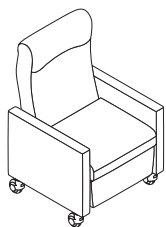


**TO ORDER, SPECIFY:**

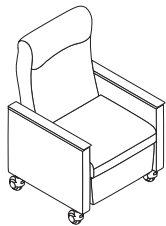
1. Model Number
2. Back Fabric Grade
3. Back Fabric Number
4. Base/Seat Fabric Grade
5. Base/Seat Fabric Number
6. Arms Fabric Grade
7. Arms Fabric Number
8. Arm Cap Designator (if applicable)
9. Moisture Barrier Optional for Seat or Seat and Back
10. Tray Option
11. Pull-out Footrest Option
12. Push Bar
13. Utility Hook on Left
14. Bump Guard

- See page 281 for Greer™ options
- See page 291 for COM fabric yardage

**CENTRAL LOCKING CASTERS**



Without Arm Caps



With Arm Caps

**MODEL NO.**

**ALLIANCE PROGRAM PRICE GRADES**

		A	B	C	D	E	F	G	H	I
		J	K	L	M	N	O	P	Q	R
K49RCLC	Without Arm Caps	\$ 4027	4190	4318	4445	4577	4734	4832	5001	5146
		5297	5539	6024	6326	6392	6447	6525	6598	6931
K49RCLCACP	With Polyurethane Arm Caps	4170	4333	4461	4588	4720	4877	4975	5144	5289
		5440	5682	6167	6469	6535	6590	6668	6741	7074
K49RCLCACW	With Wood Arm Caps	4326	4489	4617	4744	4876	5033	5131	5300	5445
		5596	5838	6323	6625	6691	6746	6824	6897	7230
K49RCLCACS	With Solid Surface Arm Caps	4849	5012	5140	5267	5399	5556	5654	5823	5968
		6119	6361	6846	7148	7214	7269	7347	7420	7753

**DIMENSIONS**

Width	33¾	Seat Height	22	Arm Height w/out Arm Caps	26¼	Weight	160
Depth	28	Seat Depth	19½	Arm Height w/Arm Caps	27	Cubic Ft.	37.5
Height	46	Seat Width	23¾	Extended Length	68		

- Contrasting fabric option – specify X (i.e., K49RCLCX); see page 282. For list pricing, use your electronic specification tool or contact customer service
- Grey, non-marking, central locking, single-wheel casters for hard and soft surfaces
- Independent leg rest and back operation
- Easy-to-use back recline and footrest release handles
- Built-in headrest
- Arm caps, if applicable: polyurethane, beech wood, or solid surface

## GREER PATIENT RECLINERS

### TO ORDER, SPECIFY:

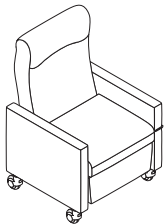
1. Model Number
2. Back Fabric Grade
3. Back Fabric Number
4. Base/Seat Fabric Grade
5. Base/Seat Fabric Number
6. Arms Fabric Grade
7. Arms Fabric Number
8. Arm Cap Designator (if applicable)
9. Moisture Barrier Optional for Seat or Seat and Back
10. Pull-out Footrest Option
11. Push Bar
12. Bump Guard

- See page 281 for Greer™ options
- See page 291 for COM fabric yardage

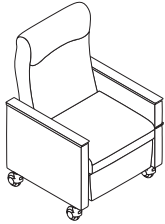
### CENTRAL LOCKING CASTERS WITH DROP ARM

### MODEL NO.

### ALLIANCE PROGRAM PRICE GRADES



Without Arm Caps



With Arm Caps

			A	B	C	D	E	F	G	H	I
			J	K	L	M	N	O	P	Q	R
K49RCLCDAL	Without Arm Caps	\$	4135	4298	4426	4553	4685	4842	4940	5109	5254
			5405	5647	6132	6434	6500	6555	6633	6706	7039
K49RCLCACPDAL	With Polyurethane Arm Caps		4278	4441	4569	4696	4828	4985	5083	5252	5397
			5548	5790	6275	6577	6643	6698	6776	6849	7182
K49RCLCACWDAL	With Wood Arm Caps		4434	4597	4725	4852	4984	5141	5239	5408	5553
			5704	5946	6431	6733	6799	6854	6932	7005	7338
K49RCLCACSDAL	With Solid Surface Arm Caps		4957	5120	5248	5375	5507	5664	5762	5931	6076
			6227	6469	6954	7256	7322	7377	7455	7528	7861

### DIMENSIONS

Width	33¾	Seat Height	22	Arm Height w/out Arm Caps	26¼	Weight	160
Depth	28	Seat Depth	19½	Arm Height w/Arm Caps	27	Cubic Ft.	37.5
Height	46	Seat Width	23¾	Extended Length	68		

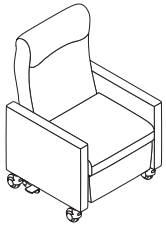
- Contrasting fabric option – specify X (i.e., K49RCLCDALX); see page 282. For list pricing, use your electronic specification tool or contact customer service
- Grey, non-marking, individually locking, single-wheel casters for hard and soft surfaces
- Independent leg rest and back operation
- Easy-to-use back recline and footrest release handles
- Built-in headrest
- Drop arm with easy release for lateral patient transfer
- Arm caps, if applicable: polyurethane, beech wood, or solid surface

**TO ORDER, SPECIFY:**

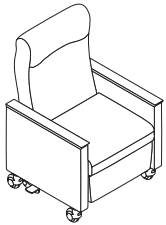
1. Model Number
2. Back Fabric Grade
3. Back Fabric Number
4. Base/Seat Fabric Grade
5. Base/Seat Fabric Number
6. Arms Fabric Grade
7. Arms Fabric Number
8. Arm Cap Designator (if applicable)
9. Moisture Barrier Optional for Seat or Seat and Back
10. Tray Option
11. Pull-out Footrest Option
12. Push Bar
13. Utility Hook on Left
14. Bump Guard

- See page 281 for Greer™ options
- See page 291 for COM fabric yardage

**CENTRAL LOCKING CASTERS WITH TRENDLENBURG ADJUSTMENT**



Without Arm Caps



With Arm Caps

**MODEL NO.**

**ALLIANCE PROGRAM PRICE GRADES**

		A	B	C	D	E	F	G	H	I
		J	K	L	M	N	O	P	Q	R
K49RCLCTB	Without Arm Caps	\$ 4255	4418	4546	4673	4805	4962	5060	5229	5374
		5525	5767	6252	6554	6620	6675	6753	6826	7159
K49RCLCTBACP	With Polyurethane Arm Caps	4399	4562	4690	4817	4949	5106	5204	5373	5518
		5669	5911	6396	6698	6764	6819	6897	6970	7303
K49RCLCTBACW	With Wood Arm Caps	4554	4717	4845	4972	5104	5261	5359	5528	5673
		5824	6066	6551	6853	6919	6974	7052	7125	7458
K49RCLCTBACS	With Solid Surface Arm Caps	5078	5241	5369	5496	5628	5785	5883	6052	6197
		6348	6590	7075	7377	7443	7498	7576	7649	7982

**DIMENSIONS**

Width	33¾	Seat Height	22	Arm Height w/out Arm Caps	26¼	Weight	190
Depth	28	Seat Depth	19½	Arm Height w/Arm Caps	27	Cubic Ft.	37.5
Height	46	Seat Width	23¾	Extended Length	68		

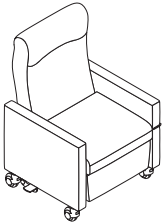
- Contrasting fabric option – specify X (i.e., K49RCLCTBX); see page 282. For list pricing, use your electronic specification tool or contact customer service
- Grey, non-marking, central locking, single-wheel casters for hard and soft surfaces
- Trendelenburg mechanism with foot pedal on right side
- Independent leg rest and back operation
- Easy-to-use back recline and leg rest release handles
- Built-in headrest
- Arm caps, if applicable: polyurethane, beech wood, or solid surface

## GREER PATIENT RECLINERS

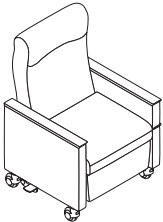
## TO ORDER, SPECIFY:

1. Model Number
2. Back Fabric Grade
3. Back Fabric Number
4. Base/Seat Fabric Grade
5. Base/Seat Fabric Number
6. Arms Fabric Grade
7. Arms Fabric Number
8. Arm Cap Designator (if applicable)
9. Moisture Barrier Optional for Seat or Seat and Back
10. Pull-out Footrest Option
11. Push Bar
12. Bump Guard

- See page 281 for Greer™ options
- See page 291 for COM fabric yardage

CENTRAL LOCKING  
CASTERS WITH  
TRENDELENBURG  
ADJUSTMENT AND  
DROP ARM

Without Arm Caps



With Arm Caps

MODEL  
NO.

## ALLIANCE PROGRAM PRICE GRADES

			A	B	C	D	E	F	G	H	I
			J	K	L	M	N	O	P	Q	R
K49RCLCTBDAL	Without Arm Caps	\$	4363	4526	4654	4781	4913	5070	5168	5337	5482
			5633	5875	6360	6662	6728	6783	6861	6934	7267
K49RCLCTBACPDAL	With Polyurethane Arm Caps		4507	4670	4798	4925	5057	5214	5312	5481	5626
			5777	6019	6504	6806	6872	6927	7005	7078	7411
K49RCLCTBACWDAL	With Wood Arm Caps		4662	4825	4953	5080	5212	5369	5467	5636	5781
			5932	6174	6659	6961	7027	7082	7160	7233	7566
K49RCLCTBACSDAL	With Solid Surface Arm Caps		5186	5349	5477	5604	5736	5893	5991	6160	6305
			6456	6698	7183	7485	7551	7606	7684	7757	8090

## DIMENSIONS

Width	33¾	Seat Height	22	Arm Height w/out Arm Caps	26¼	Weight	190
Depth	28	Seat Depth	19½	Arm Height w/Arm Caps	27	Cubic Ft.	37.5
Height	46	Seat Width	23¾	Extended Length	68		

- Contrasting fabric option – specify X (i.e., K49RCLCTBDALX); see page 282. For list pricing, use your electronic specification tool or contact customer service
- Grey, non-marking, central locking, single-wheel casters for hard and soft surfaces
- Trendelenburg mechanism with foot pedal on right side
- Independent leg rest and back operation
- Easy-to-use back recline and leg rest release handles
- Built-in headrest
- Drop arm with easy release for lateral patient transfer
- Arm caps, if applicable: polyurethane, beech wood, or solid surface

## COM YARDAGE REQUIREMENTS

### COM YARDAGE REQUIREMENTS (54" WIDTH – CUT UP THE ROLL)

MODEL	RAILROADED Contact customer service 800-634-9510 for ydg requirements	NON DIRECTIONAL OR SOLID	1"-4" REPEAT	5"-11" REPEAT	12"-18" REPEAT	COL SQUARE FEET
			4" VERTICAL X 4" HORIZONTAL	11" VERTICAL X 11" HORIZONTAL	18" VERTICAL X 18" HORIZONTAL	
K49RILC, K49RILCACP, K49RILCACW, K49RILCACS	Entire Unit	4.40	7.50	9.00	9.00	88.6
	Back	1.90	3.00	4.00	5.50	38.8
	Seat & Base	1.30	2.00	2.50	3.00	26.6
	Arms	2.80	3.30	4.20	4.50	55.3
K49RILCDAL, K49RILCACWDAL, K49RILCACPDAL, K49RILCACSDAL	Entire Unit	4.60	7.50	9.00	9.50	90.8
	Back	1.90	3.00	4.00	4.00	38.7
	Seat & Base	1.30	2.00	2.50	3.00	26.6
	Arms	2.80	3.30	4.00	5.50	55.3
K49RILCTB, K49RILCTBACP, K49RILCTBACW, K49RILCTBACS	Entire Unit	4.40	7.50	9.00	9.00	88.6
	Back	1.90	3.00	4.00	5.50	38.8
	Seat & Base	1.30	2.00	2.50	3.00	26.6
	Arms	2.80	3.30	4.20	4.50	55.3
K49RILCTBDAL, K49RILCTBACPDAL, K49RILCTBACWDAL, K49RILCTBACSDAL	Entire Unit	4.60	7.50	9.00	9.50	90.8
	Back	1.90	3.00	4.00	4.00	38.7
	Seat & Base	1.30	2.00	2.50	3.00	26.6
	Arms	2.80	3.30	4.00	5.50	55.3
K49RCLC, K49RCLCACP, K49RCLCACW, K49RCLCACS	Entire Unit	4.40	7.50	9.00	9.00	88.6
	Back	1.90	3.00	4.00	5.50	38.8
	Seat & Base	1.30	2.00	2.50	3.00	26.6
	Arms	2.80	3.30	4.20	4.50	55.3
K49RCLCDAL, K49RCLCACPDAL, K49RCLCACWDAL, K49RCLCACSDAL	Entire Unit	4.60	7.50	9.00	9.50	90.8
	Back	1.90	3.00	4.00	4.00	38.7
	Seat & Base	1.30	2.00	2.50	3.00	26.6
	Arms	2.80	3.30	4.00	5.50	55.3
K49RCLCTB, K49RCLCTBACP, K49RCLCTBACW, K49RCLCTBACS	Entire Unit	4.40	7.50	9.00	9.00	88.6
	Back	1.90	3.00	4.00	5.50	38.8
	Seat & Base	1.30	2.00	2.50	3.00	26.6
	Arms	2.80	3.30	4.20	4.50	55.3
K49RCLCTBDAL, K49RCLCTBACPDAL, K49RCLCTBACWDAL, K49RCLCTBACSDAL	Entire Unit	4.60	7.50	9.00	9.50	90.8
	Back	1.90	3.00	4.00	4.00	38.7
	Seat & Base	1.30	2.00	2.50	3.00	26.6
	Arms	2.80	3.30	4.00	5.50	55.3

## GREER PATIENT RECLINERS

---