
Frill

Product Specifications	178
Product Options	179
Product Pages	180

FRILL

FRILL PRODUCT SPECIFICATIONS

CONSTRUCTION

- Frill is available in beech or walnut. Beech models may be specified with a paint or wood finish. Walnut frame models feature a clear finish
- Top is a veneer with a solid wood edge
- Turned wood column features a ring design
- Base ring is available in polished steel, designer white, or cinder

NOTE

- When specifying walnut with a clear finish, the natural wood characteristics of walnut veneer are visible. These characteristics include, but are not limited to, color and woodgrain variation



SURFACE MATERIALS

See the Kimball Hospitality Surface Materials Reference Guide at kimballhospitality.com for a complete overview of our materials program, including:

- Characteristics of wood
- Special wood finishes
- Customer specified laminate (CSL)
- Customer specified paint (CSP)

WOOD FINISHES

PRICE GROUP 1

MC	Amber Cherry
CC	Cordoba Cherry
MH	Mocha Cherry
SC	Sedona Cherry
IM	Brighton Maple
TM	Huntington Maple
ES	Espresso Walnut
MW	Midtown Walnut
TW	Tribeca Walnut
UW	Urban Walnut
AD	Almond Straight Grain
CO	Canyon Straight Grain
DF	Driftwood Straight Grain
YO	Monterey Straight Grain
PB	Portobello Straight Grain
792	Sable Straight Grain
NW	Tuscan Straight Grain

IMPORTANT: Wood finishes applied to solid hardwood are complementary to the same wood finish applied to wood veneer, but not an exact match. Contact Customer Service for more information.

FRILL TABLES IN WALNUT

CR Clear

TABLES AND BASE RING PAINT

462 Cinder
405 Designer White

BASE RING NON-PAINT

551 Polished Steel

FRILL

TO ORDER, SPECIFY:

Beech with Paint Finish

1. Model Number
2. Paint Designator
3. Base Ring Finish Designator


Beech with Wood Finish

1. Model Number
2. Wood Finish Price Group
3. Wood Finish Designator
4. Base Ring Finish Designator


Walnut with Clear Finish

1. Model Number
2. Wood Finish Designator
3. Base Ring Finish Designator


• See page 179 for Frill options

	MODEL NO./DESCRIPTION	LIST PRICE	DIMENSIONS			A	KW	CARTONED WEIGHT	CUBIC FEET
			D	W	H				
	KC7222218MGP Beech with Paint Finish	\$ 3661	22	22	17				
	KC7222218MGW2 Beech with Wood Finish	3661	22	22	17				
	KC7222218MGW1 Walnut with Clear Finish	4444	22	22	17				

• When specifying a clear walnut finish, a clear coat finish, the natural wood characteristics of walnut veneers are visible. These characteristics include but are not limited to color and wood grain variation

	KC7181821ENP Beech with Paint Finish	\$ 3460	19	19	20%			
	KC7181821ENW2 Beech with Wood Finish	3460	19	19	20%			
	KC7181821ENW1 Walnut with Clear Finish	3685	19	19	20%			

• When specifying a clear walnut finish, a clear coat finish, the natural wood characteristics of walnut veneers are visible. These characteristics include but are not limited to color and wood grain variation

	KC7141423ENP Beech with Paint Finish	\$ 3048	14	14	22 ¹ / ₆			
	KC7141423ENW2 Beech with Wood Finish	3048	14	14	22 ¹ / ₆			
	KC7141423ENW1 Walnut with Clear Finish	3261	14	14	22 ¹ / ₆			

• When specifying walnut with a clear finish, the natural wood characteristics of walnut veneer are visible. These characteristics include, but are not limited to, color and woodgrain variation.