
Independence

SUFFOLK CHAIRS

Product Specifications	318
Fabrics and Options	319
Product Pages	320

RICHLAND CHAIRS

Product Specifications	321
Fabrics and Options	322
Product Pages	323

HILLSBOROUGH LOUNGE SEATING

Product Specifications	324
Fabrics and Options	325
Product Pages	326

COM YARDAGE REQUIREMENTS 327

INDEPENDENCE

SUFFOLK PRODUCT SPECIFICATIONS

- Three models are available: mid back desk, mid back side, and a complementary open back side chair

FRAME CONSTRUCTION

- Frame is maple hardwood
- Joints are double doweled and securely glued to ensure maximum strength. Tie screws are added for strength
- Seat is reinforced with corner blocks and four screws
- Side-to-side rails on desk chair provide strength and a secure place to mount the swivel tilt mechanism

SEAT CONSTRUCTION

- Cushions are high resiliency, CFC-free polyurethane foam
- Seat suspension is constructed of unidirectional webbing that is machine stretched across the open frame and stapled to the side rails
- 3" thick seat cushion is applied to the flexible webbing suspension
- 1½" thick back cushion is bonded to the hardwood back panel
- Upholstery is wrapped over the cushions and secured with upholstery staples

ARMS

- Arm caps are upholstered
- Brass trim nails, standard on all models, are individually driven head to head around the bottom edge of the upholstered arm caps

CONTROL

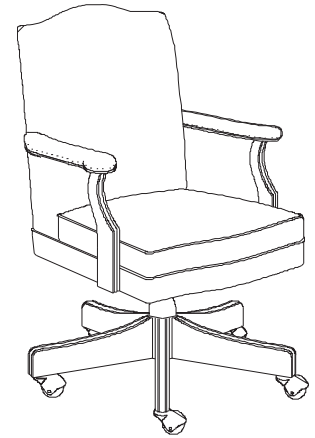
- Swivel tilt and pneumatic height are standard
- Swivel tilt mechanism on desk chair is attached with T-nuts and machine screws
- Swivel tilt control allows reclining while keeping the back-to-seat angle constant. It features a heavy-duty adjustable torsion spring
- Pneumatic height adjustment allows user to raise or lower the seat height with a control lever while seated. Up or down movement of lever located beneath the seat activates a gas cylinder to quickly adjust the chair

5-PRONG BASE

- 5-prong base has a rigid steel understructure and hardwood caps with radius ends

CASTERS AND GLIDES

- Antique English hooded ball casters are standard on desk chair with casters
- Nickel-plated glides on side chairs are ¾" in diameter



SURFACE MATERIALS

See the Kimball Hospitality Surface Materials Reference Guide at kimballhospitality.com for a complete overview of our materials program, including:

- Characteristics of wood
- Special wood finishes
- Customer specified laminate (CSL)
- Customer specified paint (CSP)
- Fabric application and colorways
- Customer's own material (COM) process overview
- Alliance program

ALLIANCE FABRIC PROGRAM

Kimball Hospitality has analyzed each model to most accurately reflect the COM/COL yardage requirements shown on page 327.

The yardage requirement for each model is based on 54" wide fabric and cutting the fabric up the roll.

If repeat is larger than 18", contact Customer Service to confirm the correct amount of yardage required. When ordering 10 or more chairs in the same COM, yardage requirements may be reduced.

Contact Customer Service.

PRICE GRADES A-R

See Surface Materials at www.kimballhospitality.com for a wide variety of graded-in fabrics from Arc-Com, CF Stinson, Designtex, Maharam, Momentum, and Ultrafabrics.

FABRIC SAMPLES

If you need samples for presentation(s), contact our alliance partners directly at:

Arc-Com	800.223.5466	arc-com.com
Designtex	800.221.1540	designtex.com
CF Stinson	800.841.6279	cfstinson.com
Maharam	800.645.3943	maharam.com
Momentum	800.366.6839	memosamples.com
Ultrafabrics	877.309.6648	ultrafabricsllc.com

WOOD FINISHES

PRICE GROUP 1

MC	Amber Cherry
CC	Cordoba Cherry
MH	Mocha Cherry
SC	Sedona Cherry
TM	Huntington Maple
ES	Espresso Walnut
MW	Midtown Walnut
TW	Tribeca Walnut
UW	Urban Walnut
AD	Almond Straight Grain
CO	Canyon Straight Grain
DF	Driftwood Straight Grain
YO	Monterey Straight Grain
PB	Portobello Straight Grain
792	Sable Straight Grain
NW	Tuscan Straight Grain

IMPORTANT: Wood finishes applied to solid hardwood are complementary to the same wood finish applied to wood veneer, but not an exact match. Contact Customer Service for more information.

BASE (OMIT FOR SIDE CHAIRS)

B11	5-Prong Base, Wood Base
-----	-------------------------

CASTERS (OMIT FOR SIDE CHAIRS)

C44	Antique English Hooded Bell Casters for Desk Chair (set of 5)
-----	---

INDEPENDENCE

TO ORDER, SPECIFY:

1. Model Number
2. Upholstery Grade
3. Upholstery Number
4. Finish Price Group
5. Finish Designator
6. Base (omit for side chairs)
7. Casters (omit for side chairs)

- See page 319 for Independence options
- See page 327 for COM fabric yardage

SUFFOLK™ MID BACK DESK CHAIR



MODEL NO.

ALLIANCE PROGRAM PRICE GRADES

			A	B	C	D	E	F	G	H	I
			J	K	L	M	N	O	P	Q	R
82	Mid Back	\$	1740	1799	1845	1892	1940	1997	2032	2094	2147
			2202	2290	2466	2576	2600	2620	2648	2675	2796

DIMENSIONS

Width	26	Seat Height	16-18¾	Arm Height	26¼-29	Weight	Cubic Ft.
Depth	28	Seat Depth	19				
Height	37¾-39¾	Seat Width	19				

SUFFOLK™ MID BACK SIDE CHAIR



			A	B	C	D	E	F	G	H	I
			J	K	L	M	N	O	P	Q	R
84	Mid Back	\$	1312	1371	1417	1464	1512	1569	1604	1666	1719
			1774	1862	2038	2148	2172	2192	2220	2247	2368

DIMENSIONS

Width	26¼	Seat Height	19½	Arm Height	26	Weight	Cubic Ft.
Depth	27	Seat Depth	19½				
Height	37	Seat Width	20¾				

SUFFOLK™ OPEN BACK SIDE CHAIR



			A	B	C	D	E	F	G	H	I
			J	K	L	M	N	O	P	Q	R
81	Open Back	\$	1202	1237	1265	1292	1321	1354	1375	1412	1443
			1475	1527	1631	1696	1711	1722	1739	1755	1826

DIMENSIONS

Width	25¼	Seat Height	18½	Arm Height	26	Weight	Cubic Ft.
Depth	22¾	Seat Depth	18				
Height	30½	Seat Width	18½				

RICHLAND PRODUCT SPECIFICATIONS

- Fluted Chippendale splat back models are available with or without arms
- Round Chippendale splat back models are available with or without arms

FRAME CONSTRUCTION

- Frame is kiln-dried maple hardwoods
- Joints are double doweled and securely glued to ensure maximum strength
- Seat is reinforced with corner blocks secured with eight screws
- Leg-to-side rail joint is secured with ¼"-20 bolt and barrel nut

BACK CONSTRUCTION

- Chippendale splat back features either a fluted or rounded design

SEAT CONSTRUCTION

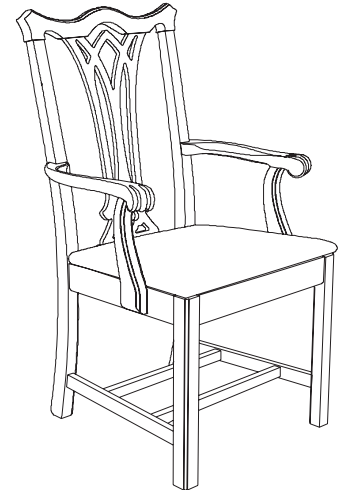
- Cushions are dual-density, high resiliency, CFC-free polyurethane foam
- Seat suspension is constructed of unidirectional webbing that is machine stretched across the open frame and stapled to the side rails
- Seat cushion is applied to the flexible webbing suspension
- Upholstery is wrapped over the cushion and secured with upholstery staples

LEGS

- Legs are reinforced with stretchers and rails for added durability

GLIDES

- Nylon glides are ⅞" in diameter



SURFACE MATERIALS

See the Kimball Hospitality Surface Materials Reference Guide at kimballhospitality.com for a complete overview of our materials program, including:

- Characteristics of wood
- Special wood finishes
- Customer specified laminate (CSL)
- Customer specified paint (CSP)
- Fabric application and colorways
- Customer's own material (COM) process overview
- Alliance program

ALLIANCE FABRIC PROGRAM

Kimball Hospitality has analyzed each model to most accurately reflect the COM/COL yardage requirements shown on page 327.

The yardage requirement for each model is based on 54" wide fabric and cutting the fabric up the roll.

If repeat is larger than 18", contact Customer Service to confirm the correct amount of yardage required. When ordering 10 or more chairs in the same COM, yardage requirements may be reduced.

Contact Customer Service.

PRICE GRADES A-R

See Surface Materials at www.kimballhospitality.com for a wide variety of graded-in fabrics from Arc-Com, CF Stinson, Designtex, Maharam, Momentum, and Ultrafabrics.

FABRIC SAMPLES

If you need samples for presentation(s), contact our alliance partners directly at:

Arc-Com	800.223.5466	arc-com.com
Designtex	800.221.1540	designtex.com
CF Stinson	800.841.6279	cfstinson.com
Maharam	800.645.3943	maharam.com
Momentum	800.366.6839	memosamples.com
Ultrafabrics	877.309.6648	ultrafabricsllc.com

WOOD FINISHES

PRICE GROUP 1

MC	Amber Cherry
CC	Cordoba Cherry
MH	Mocha Cherry
SC	Sedona Cherry
TM	Huntington Maple
ES	Espresso Walnut
MW	Midtown Walnut
TW	Tribeca Walnut
UW	Urban Walnut
AD	Almond Straight Grain
CO	Canyon Straight Grain
DF	Driftwood Straight Grain
YO	Monterey Straight Grain
PB	Portobello Straight Grain
792	Sable Straight Grain
NW	Tuscan Straight Grain

IMPORTANT: Wood finishes applied to solid hardwood are complementary to the same wood finish applied to wood veneer, but not an exact match. Contact Customer Service for more information.

TO ORDER, SPECIFY:

1. Model Number
2. Upholstery Grade
3. Upholstery Number
4. Finish Price Group
5. Finish Designator

- See page 322 for Independence options
- See page 327 for COM fabric yardage

RICHLAND™ FLUTED SIDE CHAIR



Fluted Chippendale Splat Back with Arms



Fluted Chippendale Splat Back Armless

MODEL NO.

ALLIANCE PROGRAM PRICE GRADES

			A	B	C	D	E	F	G	H	I
			J	K	L	M	N	O	P	Q	R
995	Fluted Chippendale Splat Back with Arms	\$	1466	1485	1499	1514	1530	1548	1559	1579	1595
			1613	1641	1697	1732	1740	1746	1755	1763	1802
997	Fluted Chippendale Splat Back Armless		1255	1274	1288	1303	1319	1337	1348	1368	1384
			1402	1430	1486	1521	1529	1535	1544	1552	1591

DIMENSIONS

Width with Arms	23¾	Seat Height	19¾	Arm Height	25¾	Weight	
Width without Arms	20¾	Seat Depth	17½			Cubic Ft.	
Depth	22½	Seat Width	18½				
Height	39¾	Seat Width without Arms	18¾				

RICHLAND™ ROUND SIDE CHAIR



Round Chippendale Splat Back with Arms



Round Chippendale Splat Back Armless

			A	B	C	D	E	F	G	H	I
			J	K	L	M	N	O	P	Q	R
996	Round Chippendale Splat Back with Arms	\$	1644	1663	1677	1692	1708	1726	1737	1757	1773
			1791	1819	1875	1910	1918	1924	1933	1941	1980
998	Round Chippendale Splat Back Armless		1430	1449	1463	1478	1494	1512	1523	1543	1559
			1577	1605	1661	1696	1704	1710	1719	1727	1766

DIMENSIONS

Width with Arms	20½	Seat Height	19¾	Weight	
Width without Arms	20¾	Seat Depth	17½	Cubic Ft.	
Depth	22½	Seat Width	18¾		
Height	39¾	Seat Width without Arms	18¾		

INDEPENDENCE

HILLSBOROUGH PRODUCT SPECIFICATIONS

FRAME CONSTRUCTION

- Frame is kiln-dried maple hardwoods
- Joints are double doweled and securely glued to ensure maximum strength
- Tie screws are added for strength
- Seat is reinforced with support rails and corner blocks secured with four screws for extreme rigidity and strength

BACK CONSTRUCTION

- Back suspension is constructed of five 11" gauge sinuous springs that are suspended from the frame by metal clips
- Springs are tied together with a strong steel-resistant wrapping
- Back cushion is 3" thick and is supported with a layer of high quality woven webbing covering the back suspension
- Rails are padded with foam for additional cushioning

SEAT CONSTRUCTION

- Cushions are high resiliency, CFC-free polyurethane foam
- Seat suspension is constructed with pre-assembled high carbon, high tensile, hand drawn drop-in coil spring units, covered with a high quality woven webbing
- A ¼" insulator pad is applied over the seat suspension
- Denim material is upholstered over the pad
- Removable seat cushions have 4¼" of bonded foam on side chair, 4" of bonded foam on 2-seat and 3-seat lounge
- Upholstery is wrapped over the cushions and secured with upholstery staples

ARMS

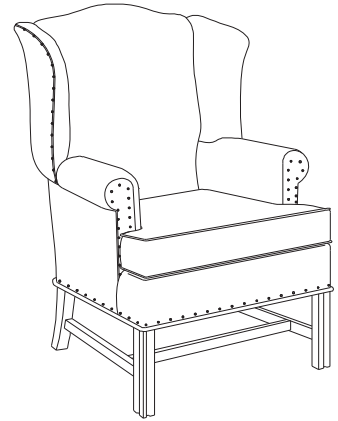
- Brass trim nails are individually driven head to head around the bottom edge of seat and on the front of rolled arm

LEGS

- Legs are reinforced with stretchers and rails for added durability

GLIDES

- Nickel-plated glides are ¾" in diameter



SURFACE MATERIALS

See the Kimball Hospitality Surface Materials Reference Guide at kimballhospitality.com for a complete overview of our materials program, including:

- Characteristics of wood
- Special wood finishes
- Customer specified laminate (CSL)
- Customer specified paint (CSP)
- Fabric application and colorways
- Customer's own material (COM) process overview
- Alliance program

ALLIANCE FABRIC PROGRAM

Kimball Hospitality has analyzed each model to most accurately reflect the COM/COL yardage requirements shown on page 327.

The yardage requirement for each model is based on 54" wide fabric and cutting the fabric up the roll.

If repeat is larger than 18", contact Customer Service to confirm the correct amount of yardage required. When ordering 10 or more chairs in the same COM, yardage requirements may be reduced.

Contact Customer Service.

PRICE GRADES A-R

See Surface Materials at www.kimballhospitality.com for a wide variety of graded-in fabrics from Arc-Com, CF Stinson, Designtex, Maharam, Momentum, and Ultrafabrics.

FABRIC SAMPLES

If you need samples for presentation(s), contact our alliance partners directly at:

Arc-Com	800.223.5466	arc-com.com
Designtex	800.221.1540	designtex.com
CF Stinson	800.841.6279	cfstinson.com
Maharam	800.645.3943	maharam.com
Momentum	800.366.6839	memosamples.com
Ultrafabrics	877.309.6648	ultrafabricsllc.com

WOOD FINISHES

PRICE GROUP 1

MC	Amber Cherry
CC	Cordoba Cherry
MH	Mocha Cherry
SC	Sedona Cherry
TM	Huntington Maple
ES	Espresso Walnut
MW	Midtown Walnut
TW	Tribeca Walnut
UW	Urban Walnut
AD	Almond Straight Grain
CO	Canyon Straight Grain
DF	Driftwood Straight Grain
YO	Monterey Straight Grain
PB	Portobello Straight Grain
792	Sable Straight Grain
NW	Tuscan Straight Grain

IMPORTANT: Wood finishes applied to solid hardwood are complementary to the same wood finish applied to wood veneer, but not an exact match. Contact Customer Service for more information.

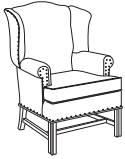
INDEPENDENCE

TO ORDER, SPECIFY:

1. Model Number
2. Upholstery Grade
3. Upholstery Number
4. Finish Price Group
5. Finish Designator

- See page 325 for Independence options
- See page 327 for COM fabric yardage

HILLSBOROUGH™ WING CHAIR LOUNGE SEATING



MODEL NO.

ALLIANCE PROGRAM PRICE GRADES

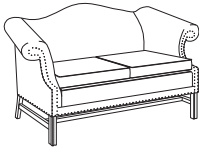
			A	B	C	D	E	F	G	H	I
			J	K	L	M	N	O	P	Q	R
956	Wing Chair	\$	2723	2855	2958	3061	3169	3296	3374	3512	3629
			3752	3948	4340	4585	4639	4683	4746	4805	5075

DIMENSIONS

Width	31½	Seat Height	19	Arm Height	26	Weight	
Depth	32	Seat Depth	19¾			Cubic Ft.	
Height	42¾	Seat Width	19¾				

- Faux leather upholstery with TB133 option is not available on Hillsborough wing chairs and lounges

HILLSBOROUGH™ 2 SEAT LOUNGE SEATING



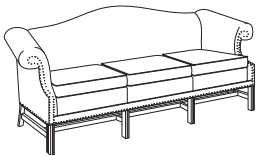
			A	B	C	D	E	F	G	H	I
			J	K	L	M	N	O	P	Q	R
957	Camel Back 2 Seat Lounge	\$	4177	4369	4518	4667	4824	5008	5122	5321	5491
			5668	5952	6520	6875	6954	7017	7110	7195	7585

DIMENSIONS

Width	64	Seat Height	18	Arm Height	28½	Weight	
Depth	32	Seat Depth	21			Cubic Ft.	
Height	35	Seat Width	42				

- Faux leather upholstery with TB133 option is not available on Hillsborough wing chairs and lounges

HILLSBOROUGH™ 3 SEAT LOUNGE SEATING



			A	B	C	D	E	F	G	H	I
			J	K	L	M	N	O	P	Q	R
958	Camel Back 3 Seat Lounge	\$	5145	5415	5625	5835	6055	6315	6475	6755	6995
			7245	7645	8445	8945	9055	9145	9275	9395	9945

DIMENSIONS

Width	88	Seat Height	18	Arm Height	28½	Weight	
Depth	32	Seat Depth	21			Cubic Ft.	
Height	36½	Seat Width	68				

- Faux leather upholstery with TB133 option is not available on Hillsborough wing chairs and lounges

COM YARDAGE REQUIREMENTS

COM YARDAGE REQUIREMENTS (54" WIDTH – CUT UP THE ROLL)

MODEL	RAILROADED Contact customer service 800-634-9510 for ydg requirements	NON DIRECTIONAL OR SOLID	1"-4" REPEAT	5"-11" REPEAT	12"-18" REPEAT	COL SQUARE FEET
			4" VERTICAL X 4" HORIZONTAL	11" VERTICAL X 11" HORIZONTAL	18" VERTICAL X 18" HORIZONTAL	
81		1.30	1.90	2.00	2.20	22
82		2.20	2.60	3.60	3.70	40
84		2.20	2.60	3.60	3.70	40
956		4.90	5.80	6.80	7.90	90
957		7.10	8.80	9.50	12.10	150
958		10.00	12.40	17.90	18.70	220
995		0.70	0.80	1.00	1.00	12
996		0.70	0.80	1.00	1.00	12
997		0.70	0.80	1.00	1.00	12
9998		0.70	0.80	1.00	1.00	12

