
Collette

Product Specifications	82
Fabrics and Options	83
Contrasting Fabrics Specifications	84
Product Pages	85
COM Yardage Requirements	97

COLLETTE

COLLETTE PRODUCT SPECIFICATIONS

FRAME CONSTRUCTION

- Interior frame is constructed of oriented strand board with tenon joints that are glued and stapled for maximum joint stability
- Frames and table platforms are wrapped in high grade polyurethane foam, custom shaped, fabricated, and slip-covered

SEAT CONSTRUCTION

- Seat cushions are attached to frame and feature an 8½" cushion constructed of an inner steel springcoil pack enveloped by high grade polyurethane foam

BACK CONSTRUCTION

- Back pillows are attached to back frame and feature a recycled polyester filled insert
- Back and seat cushions are attached but replaceable

ARM CONSTRUCTION

- Arms are wrapped in high grade polyurethane foam, custom shaped, fabricated and slip-covered
- Arms are connected to frame using 4 bolts per arm

UPHOLSTERY DETAILS

- Top stitch is a French seam and is offered in matching or contrasting thread colors, except on tables
- Comfort wrinkles on the seat and back cushions are an inherent part of the design
- Contrasting fabric available on all models, except tables

TABLE TOP

- Laminate surfaces are 1¾" thick HPL (high pressure laminate) and feature standard 3mm PVC edge
- Solid surfaces are 1¾" thick and feature a flat rim profile

LEGS

- Extruded aluminum square legs offered in Concrete, Cinder, Iron, Polished Aluminum, Platinum Metallic, and Satin Nickel Metallic
- Wood square legs offered in all National seating finishes
- When specifying Brighton, Sonoma, and Natural finish, variation in color is acceptable due to the nature of wood characteristics
- U-Legs offered in Concrete, Cinder, Iron, Platinum Metallic, and Satin Nickel Metallic

GLIDES

- Features 1" adjustable nylon leveling glides
- Soft/non-skid 1" adjustable glides are available for an additional upcharge

POWER AND USB GROMMET

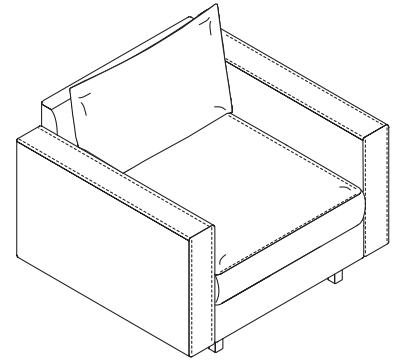
- UL Listed
- 4-Trac® non-sequential daisy chain, hardwire, or plug solutions available
- Features 1 power outlet and 1 USB A+C combo ports
- Grommet available in black, silver, and white
- Up to 20 4-Trac grommets can be linked together
- Field installable when CUT-G35 is specified
- 4-Trac grommet must be used with 4-Trac power entry and electrical kits
- Tamper resistant and spill proof

POWER AND USB GROMMET - UNDERMOUNT

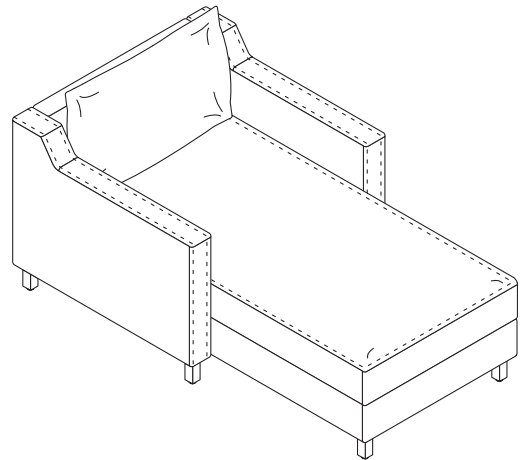
- UL Listed
- Features 1 power outlet and 2 USB (A) ports
- Only available in black
- Field installable, unit can be placed on the underside of any flat surface

TOSS PILLOWS

- Please refer to pages 669-674 under the Toss Accent Pillows section to review complementary pillow options that work well with the Collette series



Dashed lines represent areas where matching or contrasting thread color is available



SURFACE MATERIALS

See the Kimball Hospitality Surface Materials Reference Guide at kimballhospitality.com for a complete overview of our materials program, including:

- Characteristics of wood
- Special wood finishes
- Customer-specified laminate (CSL)
- Customer-specified paint (CSP)
- Fabric application and colorways
- Customer's own material (COM) process overview
- Alliance program

ALLIANCE FABRIC PROGRAM

Kimball Hospitality has analyzed each model to most accurately reflect the COM/COL yardage requirements shown on page 97.

The yardage requirement for each model is based on 54" W fabric and cutting the fabric up the roll.

If repeat is larger than 18", contact Customer Service to confirm the correct amount of yardage required. When ordering 10 or more chairs in the same COM, yardage requirements may be reduced.

Contact Customer Service.

PRICE GRADES A-R

See Surface Materials at www.kimballhospitality.com for a wide variety of graded-in fabrics from Arc-Com, Carnegie, CF Stinson, Designtex, Maharam, Mayer, Momentum, and Ultrafabrics.

FABRIC SAMPLES

If you need samples for presentation(s), contact our alliance partners directly at:

Arc-Com	800.223.5466	arc-com.com
Carnegie	800.727.6770	carnegiefabrics.com
CF Stinson	800.841.6279	cfstinson.com
Designtex	800.221.1540	designtex.com
Maharam	800.645.3943	maharam.com
Mayer	800.428.4415	mayerfabrics.com
Momentum	800.366.6839	memosamples.com
Ultrafabrics	877.309.6648	ultrafabricsllc.com

SQUARE LEG COLORS

METAL

S-423	Concrete
S-462	Cinder
S-463	Iron
S-497	Polished Aluminum
S-501	Platinum Metallic
S-503	Satin Nickel Metallic

WOOD

S-WAC	Autumn
S-WAD	Almond
S-WBZ	Brazilwood
S-WCI	Chai
S-WCL	Caramel
S-WCW	Cordovan
S-WDW	Judicial
S-WHN	Honey
S-WIM	Brighton
S-WKN	Kona
S-WMC	Amber
S-WMH	Mocha
S-WNM	Natural
S-WPB	Portobello
S-WPC	Porcini
S-WPT	Portico
S-WSK	Skyline
S-WSM	Sonoma
S-WTF	Truffle
S-WWL	Willow
S-W405	Designer White
S-W462	Cinder
S-W792	Sable
S-W793	Acorn*

U-LEG COLORS

U-423	Concrete
U-462	Cinder
U-463	Iron
U-501	Platinum Metallic
U-503	Satin Nickel Metallic

GLIDES

STD	Standard
C66	Soft (add \$37 list)

THREAD COLORS

AA	Matching Thread	AW	Cool Grey
AB	White	AX	Scarlet
AC	Beige	AY	Orange
AD	Saddle	AZ	Yellow
AG	Wine	BA	Hunter
AN	Black	BB	Lime
AP	Buttercream	BC	Turquoise
AQ	Tan	BD	Light Blue
AR	Taupe	BE	Royal
AS	Brown	BF	Indigo
AT	Rust	BG	Purple
AU	Nickel	BH	Pink
AV	Grey		

LAMINATE COLORS

WOODGRAIN LAMINATE

AC2	Autumn 2
AD	Almond
BZ	Brazilwood
CI	Chai
CL	Caramel
CW	Cordovan
DW	Judicial
HN2	Honey 2
IM	Brighton
KN	Kona
MC	Amber
MH	Mocha
NM	Natural
PB	Portobello
PC	Porcini
PT	Portico
SK	Skyline
SM	Sonoma
TF	Truffle
WL	Willow
792	Sable
793	Acorn*

SOLID LAMINATE

405	Designer White
419	Wallaby
425	Shadow
440	Cloud
457	Dapple
461	Graphite
462	Cinder
478	Platinum Grey
488	Frosty White
491	Designer White Linear
492	Cinder Linear

*Acorn is the finish and laminate complement to Clear Walnut finish

POWER/USB GROMMET CUTOUT OPTIONS

If no grommet cutout is desired, specify an X (No Grommet)

\$30 list upcharge per cutout

CUT-G35L	Left
CUT-G35R	Right
CUT-G35LR	Left & Right
CUT-G35C	Center
CUT-G35LC	Left & Center
CUT-G35RC	Right & Center
CUT-G35A	Left, Right, & Center

Grommets sold separately; reference page 96 for model numbers and pricing.

SOLID SURFACE COLORS

7101	Bisque (Grade A)
7201	Glacier White (Grade A)
7202	Canyon (Grade B)
7203	Designer White (Grade B)
7204	Silt (Grade B)
7301	Concrete (Grade C)
7302	Deep Night Sky (Grade C)
7303	Deep Nocturne (Grade C)

GALLERY LAMINATE

Grade 1 – 5% upcharge	
G1001	Citadel
G1011	Pepperdust
Grade 2 – 6% upcharge	
G1002	Planked Raw Oak
G1003	Evening Notte
G1004	Kirsche
G1005	Midnight Run
G1006	Sepia Walnut
G1007	Serotina
G1008	Timeless
G1009	White Nebbia
G1012	Phantom Ecru

See page 20 for Gallery program details and upcharges

TO ORDER CONTRASTING FABRIC, SPECIFY

COLLETTE

1 Seat Lounge Square Leg page 85

Chaise Lounge Square Leg page 86

2 Seat Lounge Square Leg page 87

3 Seat Lounge Square Leg page 88

90° Inside Corner Square Leg page 89

Ottoman Square Leg page 90

1 Seat Lounge U-Leg page 91

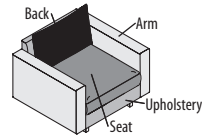
Chaise Lounge U-Leg page 92

2 Seat Lounge U-Leg page 93

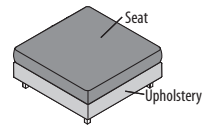
3 Seat Lounge U-Leg page 93

Ottoman U-Leg page 94

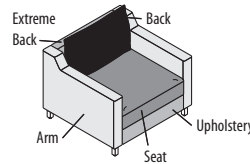
1. Model Number plus "X"
2. Back Fabric Grade Number/Cover Number
3. Seat Fabric Grade Number/Cover Number
4. Arm Fabric Grade Number/Cover Number (when applicable)
5. Upholstery Fabric Grade Number/Cover Number
6. Thread Color
7. Grommet
8. Leg Color
9. Glides



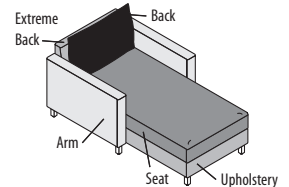
Contrasting Upholstery



Ottoman Contrasting Upholstery



Slope Arm Contrasting Upholstery



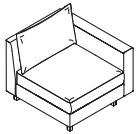
Chaise Lounge Contrasting Upholstery

TO ORDER, SPECIFY:

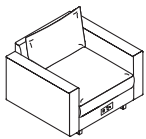
1. Model Number
2. Fabric Grade / Cover Number
3. Thread Color
4. Grommet
5. Leg Color
6. Glides

• See page 83 for Collette options
See pages 97-99 for COM fabric yardage

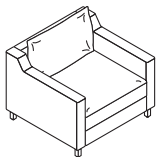
**1 SEAT LOUNGE
SQUARE LEG**



Straight Arm, Left



Straight Arms, Grommet



Slope Arms

**MODEL
NO.**

ALLIANCE PROGRAM PRICE GRADES

		A	B	C	D	E	F	G	H	I
		J	K	L	M	N	O	P	Q	R
STRAIGHT ARM										
N84L1M	Armless	\$ 2790	2978	3126	3280	3451	3633	3782	3970	4158
		4346	4637	5229	5594	5788	5982	6170	6364	6546
N84L1R	Straight Arm, Right	3087	3318	3500	3689	3899	4123	4305	4536	4767
		4998	5355	6083	6531	6769	7007	7238	7476	7700
N84L1L	Straight Arm, Left	3087	3318	3500	3689	3899	4123	4305	4536	4767
		4998	5355	6083	6531	6769	7007	7238	7476	7700
N84L1A	Straight Arms	3387	3661	3877	4101	4350	4616	4831	5105	5379
		5653	6076	6940	7471	7753	8035	8309	8591	8857
SLOPE ARM										
N84L1RO	Slope Arm, Right	\$ 3087	3318	3500	3689	3899	4123	4305	4536	4767
		4998	5355	6083	6531	6769	7007	7238	7476	7700
N84L1LO	Slope Arm, Left	3087	3318	3500	3689	3899	4123	4305	4536	4767
		4998	5355	6083	6531	6769	7007	7238	7476	7700
N84L1AO	Slope Arms	3387	3661	3877	4101	4350	4616	4831	5105	5379
		5653	6076	6940	7471	7753	8035	8309	8591	8857

DIMENSIONS

Armless Width	30	Seat Height	18½	Arm Width		Armless Weight	66
Single Arm Width		Seat Depth	22	Straight	5½	Single Arm Weight	
Straight	35	Seat Width	30	Slope	4	Straight	84
Slope	33¾			Arm Height		Slope	82
Double Arm Width				Straight	25¼	Double Arm Weight	
Straight	40			Slope	25¼	Straight	104
Slope	37¾			Back Height	29	Slope	100
Depth	35¼					Armless Cubic Ft.	32.0
Height	34½					Single Arm Cubic Ft.	
						Straight	32.0
						Slope	30.8
						Arms Cubic Ft.	
						Straight	33.8
						Slope	34.9

- Contrasting fabric option – specify X (i.e., N84L1MX); see page 84. For list pricing, use your electronic specification tool or contact customer service
- Grommet cutout option CUT-G35C is available

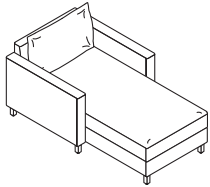
COLLETTE

TO ORDER, SPECIFY:

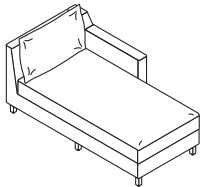
1. Model Number
2. Fabric Grade / Cover Number
3. Thread Color
4. Grommet
5. Leg Color
6. Glides

• See page 83 for Collette options
See pages 97-99 for COM fabric yardage

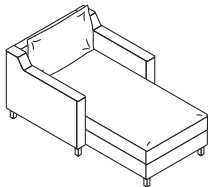
CHAISE LOUNGE SQUARE LEG



Straight Arms



Slope Arm, Left



Slope Arms

MODEL NO.

ALLIANCE PROGRAM PRICE GRADES

		A	B	C	D	E	F	G	H	I
		J	K	L	M	N	O	P	Q	R
STRAIGHT ARM										
N84CH1M	Armless	\$ 4430	4678	4873	5075	5300	5540	5735	5983	6230
		6478	6860	7640	8120	8375	8630	8878	9133	9373
N84CH1R	Straight Arm, Right	4730	5021	5249	5487	5751	6033	6261	6552	6842
		7133	7581	8497	9060	9359	9658	9949	10248	10529
N84CH1L	Straight Arm, Left	4730	5021	5249	5487	5751	6033	6261	6552	6842
		7133	7581	8497	9060	9359	9658	9949	10248	10529
N84CH1A	Straight Arms	5030	5364	5626	5899	6202	6525	6788	7121	7454
		7788	8303	9353	10000	10343	10686	11020	11363	11686

SLOPE ARM

N84CH1RO	Slope Arm, Right	\$ 4730	5021	5249	5487	5751	6033	6261	6552	6842
		7133	7581	8497	9060	9359	9658	9949	10248	10529
N84CH1LO	Slope Arm, Left	4730	5021	5249	5487	5751	6033	6261	6552	6842
		7133	7581	8497	9060	9359	9658	9949	10248	10529
N84CH1AO	Slope Arms	5030	5364	5626	5899	6202	6525	6788	7121	7454
		7788	8303	9353	10000	10343	10686	11020	11363	11686

DIMENSIONS

Armless Width	30	Seat Height	18½	Arm Width		Armless Weight	90
Single Arm Width		Seat Depth	52½	Straight	5½	Single Arm Weight	
		Seat Width	30	Slope	4	Straight	112
				Arm Height		Slope	110
Double Arm Width				Straight	25¼	Double Arm Weight	
				Slope	25¼	Straight	130
				Back Height	29	Slope	126
Depth	66					Armless Cubic Ft.	46.8
Height	34½					Single Arm Cubic Ft.	
						Straight	54
						Slope	50.8
						Arms Cubic Ft.	
						Straight	59.5
						Slope	56.3

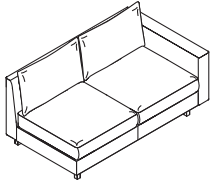
- Contrasting fabric option – specify X (i.e., N84CH1AX); see page 84. For list pricing, use your electronic specification tool or contact customer service
- Grommet cutout option CUT-G35C is available

TO ORDER, SPECIFY:

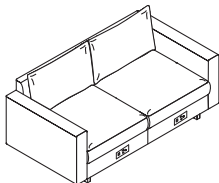
1. Model Number
2. Fabric Grade / Cover Number
3. Thread Color
4. Grommet
5. Leg Color
6. Glides

• See page 83 for Collette options
See pages 97-99 for COM fabric yardage

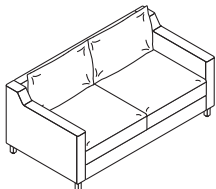
**2 SEAT LOUNGE
SQUARE LEG**



Straight Arm, Left



Straight Arms, Grommets



Slope Arms

**MODEL
NO.**

ALLIANCE PROGRAM PRICE GRADES

		A	B	C	D	E	F	G	H	I
		J	K	L	M	N	O	P	Q	R
STRAIGHT ARM										
N84L2M	Armless	\$ 4562	4915	5193	5482	5803	6145	6424	6777	7130
		7483	8029	9141	9826	10190	10554	10907	11271	11613
N84L2R	Straight Arm, Right	4859	5255	5567	5891	6251	6635	6947	7343	7739
		8135	8747	9995	10763	11171	11579	11975	12383	12767
N84L2L	Straight Arm, Left	4859	5255	5567	5891	6251	6635	6947	7343	7739
		8135	8747	9995	10763	11171	11579	11975	12383	12767
N84L2A	Straight Arms	5158	5597	5943	6302	6701	7127	7472	7911	8350
		8789	9467	10851	11702	12154	12606	13045	13497	13923

SLOPE ARM

N84L2R0	Slope Arm, Right	\$ 4859	5255	5567	5891	6251	6635	6947	7343	7739
		8135	8747	9995	10763	11171	11579	11975	12383	12767
N84L2L0	Slope Arm, Left	4859	5255	5567	5891	6251	6635	6947	7343	7739
		8135	8747	9995	10763	11171	11579	11975	12383	12767
N84L2A0	Slope Arms	5158	5597	5943	6302	6701	7127	7472	7911	8350
		8789	9467	10851	11702	12154	12606	13045	13497	13923

DIMENSIONS

Armless Width	60	Seat Height	18½	Arm Width		Armless Weight	137
Single Arm Width		Seat Depth	22	Straight	5½	Single Arm Weight	
Straight	65	Seat Width	60	Slope	4	Straight	155
Slope	63¾			Arm Height		Slope	153
Double Arm Width				Straight	25¼	Double Arm Weight	
Straight	70			Slope	25¼	Straight	165
Slope	67¾			Back Height	29	Slope	161
Depth	35¼					Armless Cubic Ft.	56.6
Height	34½					Single Arm Cubic Ft.	
						Straight	56.6
						Slope	55.5
						Arms Cubic Ft.	
						Straight	50.9
						Slope	59.6

- Contrasting fabric option – specify X (i.e., N84L2MX); see page 84. For list pricing, use your electronic specification tool or contact customer service
- Grommet cutout options CUT-G35L, CUT-G35R, CUT-G35LR are available

COLLETTE

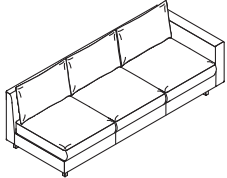
COLLETTE

TO ORDER, SPECIFY:

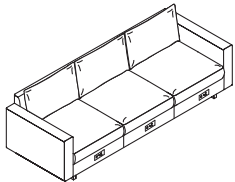
1. Model Number
2. Fabric Grade / Cover Number
3. Thread Color
4. Grommet
5. Leg Color
6. Glides

• See page 83 for Collette options
See pages 97-99 for COM fabric yardage

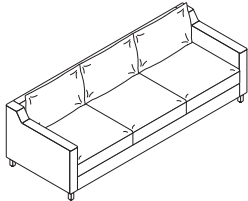
3 SEAT LOUNGE SQUARE LEG



Straight Arm, Left



Straight Arms, Grommets



Slope Arms

MODEL NO.

ALLIANCE PROGRAM PRICE GRADES

		A	B	C	D	E	F	G	H	I
		J	K	L	M	N	O	P	Q	R
STRAIGHT ARM										
N84L3M	Armless	\$ 6268	6786	7194	7618	8089	8591	9000	9518	10036
		10554	11355	12987	13992	14526	15060	15578	16112	16614
N84L3R	Straight Arm, Right	6567	7128	7570	8029	8539	9083	9525	10086	10647
		11208	12075	13843	14931	15509	16087	16648	17226	17770
N84L3L	Straight Arm, Left	6567	7128	7570	8029	8539	9083	9525	10086	10647
		11208	12075	13843	14931	15509	16087	16648	17226	17770
N84L3A	Straight Arms	6865	7469	7945	8439	8988	9574	10049	10653	11257
		11861	12794	14698	15869	16491	17113	17717	18339	18925
SLOPE ARM										
N84L3RO	Slope Arm, Right	\$ 6567	7128	7570	8029	8539	9083	9525	10086	10647
		11208	12075	13843	14931	15509	16087	16648	17226	17770
N84L3LO	Slope Arm, Left	6567	7128	7570	8029	8539	9083	9525	10086	10647
		11208	12075	13843	14931	15509	16087	16648	17226	17770
N84L3AO	Slope Arms	6865	7469	7945	8439	8988	9574	10049	10653	11257
		11861	12794	14698	15869	16491	17113	17717	18339	18925

DIMENSIONS

Armless Width	90	Seat Height	18½	Arm Width		Armless Weight	188
Single Arm Width		Seat Depth	22	Straight	5½	Single Arm Weight	
Straight	95	Seat Width	90	Slope	4	Straight	206
Slope	93¾			Arm Height		Slope	204
Double Arm Width				Straight	25¼	Double Arm Weight	
Straight	100			Slope	25¼	Straight	225
Slope	97¾			Back Height	29	Slope	221
Depth	35¼					Armless Cubic Ft.	68.5
Height	34½					Single Arm Cubic Ft.	
						Straight	80.2
						Slope	80.2
						Arms Cubic Ft.	
						Straight	84.4
						Slope	84.4

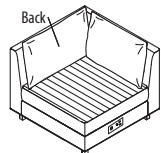
- Contrasting fabric option – specify X (i.e., N84L3MX); see page 84. For list pricing, use your electronic specification tool or contact customer service
- All grommet cutout options are available

TO ORDER, SPECIFY:

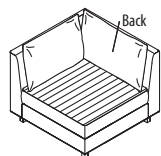
1. Model Number
2. Fabric Grade / Cover Number
3. Thread Color
4. Grommet
5. Leg Color
6. Glides

• See page 83 for Collette options
 See pages 97-99 for COM fabric yardage

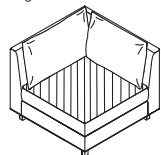
90° INSIDE CORNER SQUARE LEG



Left, Grommet



Right



Diagonal

MODEL NO.

ALLIANCE PROGRAM PRICE GRADES

			A	B	C	D	E	F	G	H	I
			J	K	L	M	N	O	P	Q	R
N84IN9L	90° Inside Corner Left, Square Leg	\$	3306	3570	3778	3994	4234	4490	4698	4962	5226
			5490	5898	6730	7242	7514	7786	8050	8322	8578
N84IN9R	90° Inside Corner Right, Square Leg		3306	3570	3778	3994	4234	4490	4698	4962	5226
			5490	5898	6730	7242	7514	7786	8050	8322	8578
N84IN9D	90° Inside Corner Diagonal, Square Leg		3328	3605	3823	4050	4302	4571	4789	5066	5344
			5621	6049	6923	7460	7746	8032	8309	8594	8863

DIMENSIONS

Width	35¼	Seat Height	18½	Back Height	29	Weight	86
Depth	35¼	Seat Depth	22			Cubic Ft.	32.0
Height	34½	Seat Width	22				

- Contrasting fabric option – specify X (i.e., N84IN9LX); see page 84. For list pricing, use your electronic specification tool or contact customer service
- Grommet cutout options CUT-G35L and CUT-G35R are available

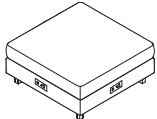
COLLETTE

TO ORDER, SPECIFY:

1. Model Number
2. Laminate (when applicable)
3. Solid Surface Grade/Color (when applicable)
4. Fabric Grade / Cover Number
5. Thread Color (when applicable)
6. Leg Color
7. Grommet
8. Glides

• See page 83 for Collette options
See pages 97-99 for COM fabric yardage

OTTOMAN SQUARE LEG



Grommets

MODEL NO.

ALLIANCE PROGRAM PRICE GRADES

			A	B	C	D	E	F	G	H	I
			J	K	L	M	N	O	P	Q	R
N84D1	Ottoman, 30", Square Leg	\$	1811	1920	2006	2095	2194	2300	2385	2494	2603
			2712	2880	3224	3435	3547	3659	3768	3880	3986
N84D2	Ottoman, 36", Square Leg		2226	2342	2433	2527	2632	2744	2835	2951	3066
			3182	3360	3724	3948	4067	4186	4302	4421	4533

30" DIMENSIONS

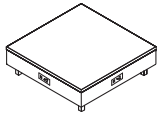
Width	30
Depth	30
Height	18½
Weight	52
Cubic Ft.	12.2

36" DIMENSIONS

Width	35¼
Depth	35¼
Height	18½
Weight	78
Cubic Ft.	17.3

- Contrasting fabric option – specify X (i.e., N84D1X); see page 84. For list pricing, use your electronic specification tool or contact customer service
- All grommet cutout options are available

END TABLE SQUARE LEG



Grommets

			A	B	C	D	E	F	G	H	I
			J	K	L	M	N	O	P	Q	R
N84T36ENL	Laminate Top, Square Leg	\$	1344	1387	1421	1456	1495	1537	1570	1613	1656
			1699	1765	1901	1984	2028	2072	2115	2159	2201
N84T36ENS	Solid Surface Top, Grade A, Square Leg		3139	3182	3216	3251	3290	3332	3365	3408	3451
			3494	3560	3696	3779	3823	3867	3910	3954	3996

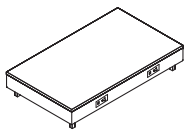
DIMENSIONS

Width	35¼
Depth	35¼
Height	11½

Weight	94
Weight - Solid Surface	125
Cubic Ft.	17.3

- Solid Surface Grades B and C list pricing – use your electronic specification tool or contact customer service
- All grommet cutout options are available

MAGAZINE TABLE SQUARE LEG



Grommets

			A	B	C	D	E	F	G	H	I
			J	K	L	M	N	O	P	Q	R
N84T60MGL	Laminate Top, Square Leg	\$	2454	2516	2566	2617	2674	2735	2784	2847	2910
			2972	3069	3267	3388	3453	3518	3580	3645	3706
N84T60MGS	Solid Surface Top, Grade A, Square Leg		5720	5782	5832	5883	5940	6001	6050	6113	6176
			6238	6335	6533	6654	6719	6784	6846	6911	6972

DIMENSIONS

Width	60
Depth	35¼
Height	11½

Weight	151
Weight - Solid Surface	202
Cubic Ft.	26.0

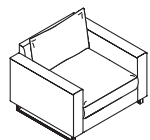
- Solid Surface Grades B and C list pricing – use your electronic specification tool or contact customer service
- Grommet cutout options CUT-G35L, CUT-G35R, CUT-G35LR are available

TO ORDER, SPECIFY:

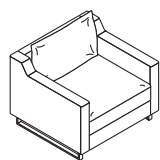
1. Model Number
2. Fabric Grade / Cover Number
3. Thread Color
4. Grommet
5. Leg Color
6. Glides

• See page 83 for Collette options
 See pages 97-99 for COM fabric yardage

**1 SEAT LOUNGE
 U-LEG**



Straight Arms



Slope Arm

**MODEL
 NO.**

ALLIANCE PROGRAM PRICE GRADES

			A	B	C	D	E	F	G	H	I
			J	K	L	M	N	O	P	Q	R
N84L1UM	Armless	\$	3135	3323	3471	3625	3796	3978	4127	4315	4503
			4691	4982	5574	5939	6133	6327	6515	6709	6891
N84L1UA	Straight Arms		3713	3987	4203	4427	4676	4942	5157	5431	5705
			5979	6402	7266	7797	8079	8361	8635	8917	9183
N84L1UAO	Slope Arms		3713	3987	4203	4427	4676	4942	5157	5431	5705
			5979	6402	7266	7797	8079	8361	8635	8917	9183

DIMENSIONS

Armless Width	30	Seat Height	18½	Arm Width		Armless Weight	69
Single Arm Width		Seat Depth	22	Straight	5½	Double Arm Weight	
Straight	40	Seat Width	30	Slope	4	Straight	110
Slope	33½			Arm Height		Slope	106
Depth	35¼			Straight	25¼	Armless Cubic Ft.	32
Height	34½			Slope	25¼	Arms Cubic Ft.	
				Back Height	29	Straight	33.8

- Contrasting fabric option – specify X (i.e., N84L1UAX); see page 84. For list pricing, use your electronic specification tool or contact customer service
- Grommet cutout option CUT-G35C is available

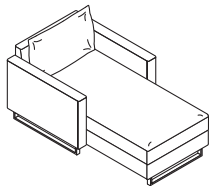
COLLETTE

TO ORDER, SPECIFY:

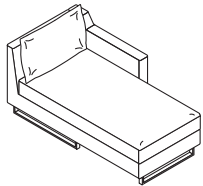
1. Model Number
2. Fabric Grade / Cover Number
3. Thread Color
4. Grommet
5. Leg Color
6. Glides

• See page 83 for Collette options
See pages 97-99 for COM fabric yardage

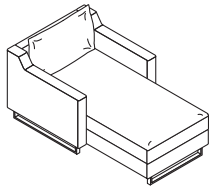
CHAISE LOUNGE U-LEG



Straight Arms



Slope Arm, Left



Slope Arms

MODEL NO.

ALLIANCE PROGRAM PRICE GRADES

		A	B	C	D	E	F	G	H	I
		J	K	L	M	N	O	P	Q	R
STRAIGHT ARM										
N84CH1UM	Armless	\$ 4755	5003	5198	5400	5625	5865	6060	6308	6555
		6803	7185	7965	8445	8700	8955	9203	9458	9698
N84CH1UR	Straight Arm, Right	5055	5346	5574	5812	6076	6358	6586	6877	7167
		7458	7906	8822	9385	9684	9983	10274	10573	10854
N84CH1UL	Straight Arm, Left	5055	5346	5574	5812	6076	6358	6586	6877	7167
		7458	7906	8822	9385	9684	9983	10274	10573	10854
N84CH1UA	Straight Arms	5355	5689	5951	6224	6527	6850	7113	7446	7779
		8113	8628	9678	10325	10668	11011	11345	11688	12011

SLOPE ARM

N84CH1URO	Slope Arm, Right	\$ 5055	5346	5574	5812	6076	6358	6586	6877	7167
		7458	7906	8822	9385	9684	9983	10274	10573	10854
N84CH1ULO	Slope Arm, Left	5055	5346	5574	5812	6076	6358	6586	6877	7167
		7458	7906	8822	9385	9684	9983	10274	10573	10854
N84CH1UAO	Slope Arms	5355	5689	5951	6224	6527	6850	7113	7446	7779
		8113	8628	9678	10325	10668	11011	11345	11688	12011

DIMENSIONS

Armless Width	30	Seat Height	18½	Arm Width		Armless Weight	97
Single Arm Width		Seat Depth	52½	Straight	5½	Single Arm Weight	
Straight	35	Seat Width	30	Slope	4	Straight	117
Slope	33¾			Arm Height		Slope	115
Double Arm Width				Straight	25¼	Double Arm Weight	
Straight	40			Slope	25¼	Straight	134
Slope	37¼			Back Height	29	Slope	130
Depth	66					Armless Cubic Ft.	46.8
Height	34½					Single Arm Cubic Ft.	
						Straight	54
						Slope	50.8
						Arms Cubic Ft.	
						Straight	59.5
						Slope	56.3

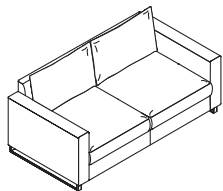
- Contrasting fabric option – specify X (i.e., N84CH1UAX); see page 84. For list pricing, use your electronic specification tool or contact customer service
- Grommet cutout option CUT-G35C is available

TO ORDER, SPECIFY:

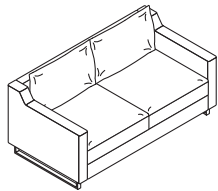
1. Model Number
2. Fabric Grade / Cover Number
3. Thread Color
4. Grommet
5. Leg Color
6. Glides

• See page 83 for Collette options
See pages 97-99 for COM fabric yardage

**2 SEAT LOUNGE
U-LEG**



Straight Arms



Slope Arms

**MODEL
NO.**

ALLIANCE PROGRAM PRICE GRADES

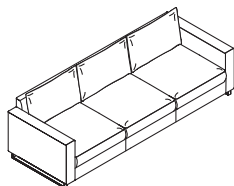
			A	B	C	D	E	F	G	H	I
			J	K	L	M	N	O	P	Q	R
N84L2UM	Armless	\$	4310	4663	4941	5230	5551	5893	6172	6525	6878
			7231	7777	8889	9574	9938	10302	10655	11019	11361
N84L2UA	Straight Arms	5485	5924	6270	6629	7028	7454	7799	8238	8677	
		9116	9794	11178	12029	12481	12933	13372	13824	14250	
N84L2UAO	Slope Arms	5485	5924	6270	6629	7028	7454	7799	8238	8677	
		9116	9794	11178	12029	12481	12933	13372	13824	14250	

DIMENSIONS

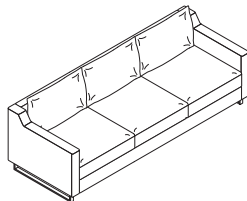
Armless Width	30	Seat Height	18½	Arm Width		Armless Weight	140
Double Arm Width		Seat Depth	22	Straight	5½	Double Arm Weight	
Straight	70	Seat Width	60	Slope	4	Straight	171
Slope	37¾			Arm Height		Slope	167
Depth	35¼			Straight	25¼	Armless Cubic Ft.	56.6
Height	34½			Slope	25¼	Arms Cubic Ft.	
				Back Height	29	Straight	50.9

- Contrasting fabric option – specify X (i.e., N84L2UAX); see page 84. For list pricing, use your electronic specification tool or contact customer service
- Grommet cutout options CUT-G35L, CUT-G35R, CUT-G35LR are available

**3 SEAT LOUNGE
U-LEG**



Straight Arms



Slope Arms

			A	B	C	D	E	F	G	H	I
			J	K	L	M	N	O	P	Q	R
N84L3UM	Armless	\$	6017	6535	6943	7367	7838	8340	8749	9267	9785
			10303	11104	12736	13741	14275	14809	15327	15861	16363
N84L3UA	Straight Arms	7192	7796	8272	8766	9315	9901	10376	10980	11584	
		12188	13121	15025	16196	16818	17440	18044	18666	19252	
N84L3UAO	Slope Arms	7192	7796	8272	8766	9315	9901	10376	10980	11584	
		12188	13121	15025	16196	16818	17440	18044	18666	19252	

DIMENSIONS

Armless Width	90	Seat Height	18½	Arm Width		Armless Weight	191
Double Arm Width		Seat Depth	22	Straight	5½	Double Arm Weight	
Straight	100	Seat Width	90	Slope	4	Straight	231
Slope	37¾			Arm Height		Slope	227
Depth	35¼			Straight	25¼	Armless Cubic Ft.	68.5
Height	34½			Slope	25¼	Arms Cubic Ft.	
				Back Height	29	Straight	84.4

- Contrasting fabric option – specify X (i.e., N84L3UAX); see page 84. For list pricing, use your electronic specification tool or contact customer service
- All grommet cutout options are available

COLLETTE

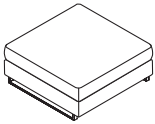
COLLETTE

TO ORDER, SPECIFY:

1. Model Number
2. Fabric Grade / Cover Number
3. Thread Color
4. Grommet
5. Leg Color
6. Glides

- See page 83 for Collette options
- See pages 97-99 for COM fabric yardage

OTTOMAN U-LEG



MODEL NO.

ALLIANCE PROGRAM PRICE GRADES

			A	B	C	D	E	F	G	H	I
			J	K	L	M	N	O	P	Q	R
N84D1U	Ottoman, 30", U-Leg	\$	2071	2180	2266	2355	2454	2560	2645	2754	2863
			2972	3140	3484	3695	3807	3919	4028	4140	4246
N84D2U	Ottoman, 36", U-Leg		2552	2668	2759	2853	2958	3070	3161	3277	3392
			3508	3686	4050	4274	4393	4512	4628	4747	4859

30" DIMENSIONS

Width	30
Depth	30
Height	18½
Weight	58
Cubic Ft.	12.2

36" DIMENSIONS

Width	35¼
Depth	35¼
Height	18½
Weight	84
Cubic Ft.	17.3

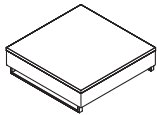
- Contrasting fabric option – specify X (i.e., N84D1UX); see page 84. For list pricing, use your electronic specification tool or contact customer service
- All grommet cutout options are available

TO ORDER, SPECIFY:

1. Model Number
2. Laminate (when applicable)
3. Solid Surface Grade/Color (when applicable)
4. Fabric Grade / Cover Number
5. Leg Color
6. Grommet
7. Glides

• See page 83 for Collette options
See pages 97-99 for COM fabric yardage

**END TABLE
U-LEG**



**MODEL
NO.**

ALLIANCE PROGRAM PRICE GRADES

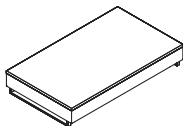
			A	B	C	D	E	F	G	H	I
			J	K	L	M	N	O	P	Q	R
N84T36ENUL	Laminate Top, U-Leg	\$	1605	1648	1682	1717	1756	1798	1831	1874	1917
			1960	2026	2162	2245	2289	2333	2376	2420	2462
N84T36ENUS	Solid Surface Top, Grade A, U-Leg		3466	3509	3543	3578	3617	3659	3692	3735	3778
			3821	3887	4023	4106	4150	4194	4237	4281	4323

DIMENSIONS

Width	35¼	Weight	94
Depth	35¼	Weight - Solid Surface	125
Height	11½	Cubic Ft.	17.3

- Solid Surface Grades B and C list pricing – use your electronic specification tool or contact customer service
- All grommet cutout options are available

**MAGAZINE TABLE
U-LEG**



			A	B	C	D	E	F	G	H	I
			J	K	L	M	N	O	P	Q	R
N84T60MGUL	Laminate Top, U-Leg	\$	2780	2842	2892	2943	3000	3061	3110	3173	3236
			3298	3395	3593	3714	3779	3844	3906	3971	4032
N84T60MGUS	Solid Surface Top, Grade A, U-Leg		6045	6107	6157	6208	6265	6326	6375	6438	6501
			6563	6660	6858	6979	7044	7109	7171	7236	7297

DIMENSIONS

Width	60	Weight	151
Depth	35¼	Weight - Solid Surface	202
Height	11½	Cubic Ft.	26.0

- Solid Surface Grades B and C list pricing – use your electronic specification tool or contact customer service
- Grommet cutout options CUT-G35L, CUT-G35R, CUT-G35LR are available

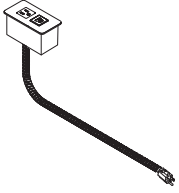
COLLETTE

TO ORDER, SPECIFY:

• See page 83 for Collette options

1. Model Number

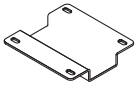
POWER/USB GROMMET - PLUGGED



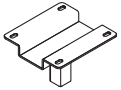
MODEL NO.		LIST PRICE	CARTONED WEIGHT	CUBIC FEET
NACG35AELPGB	Black	\$ 536	1.5 lbs.	0.3
NACG35AELPGS	Silver	536	1.5 lbs.	0.3
NACG35AELPGW	White	536	1.5 lbs.	0.3

- Features 1 power outlet and 1 USB (A+C) combo ports
- Includes black 72" long 3-prong power cord
- Power outlet provides 15 amps

GANGING BRACKET



Ganging Bracket Kit



Leg Ganging Bracket Kit

N84GK	Ganging Bracket Kit (2 Brackets)	\$ 112	2.5 lbs.	0.2
N84GKL	Leg Ganging Bracket Kit (2 Brackets With Legs)	190	3.0 lbs.	0.2
N84GKAL	Large Leg Ganging Bracket Kit (2 Brackets With Legs)	253	3.0 lbs.	0.2

- Ganging bracket kit includes required brackets to join 2 units together
- Leg ganging bracket kit allows the removal of front and back legs when ganging 2 units
- Large leg ganging bracket kit for intermediate arm ganging
- All bracket models provide wire management

COM YARDAGE REQUIREMENTS

COM YARDAGE REQUIREMENTS (54" WIDTH – CUT UP THE ROLL)

MODEL	RAILROADED Contact customer service 800-482-1717 for ydg requirements	NON DIRECTIONAL OR SOLID	1"-4" REPEAT	5"-11" REPEAT	12"-18" REPEAT	COL SQUARE FEET
			4" VERTICAL X 4" HORIZONTAL	11" VERTICAL X 11" HORIZONTAL	18" VERTICAL X 18" HORIZONTAL	
N84L1A, N84L1AO, N81UAO		8.30	8.90	12.20	14.70	165
N84L1AX, N84L1AOX, N81L1UAOX	Upholstery	2.40	2.90	4.20	4.70	47
	Seat	2.10	2.70	4.60	5.70	41
	Back	1.30	1.60	2.20	3.30	26
	Arm	2.60	3.20	3.90	7.50	52
N84L1UA		8.30	8.90	12.20	14.70	165
N84L1UAX	Upholstery	2.40	2.90	4.20	4.70	47
	Seat	2.10	2.70	4.60	5.70	41
	Back	1.30	1.60	2.20	3.30	26
	Arm	2.60	3.20	3.90	7.50	52
N84L1L, N84L1LO		7.00	7.80	10.80	13.20	139
N84L1LX, N84L1LOX	Upholstery	2.40	2.90	4.20	4.70	47
	Seat	2.10	2.90	4.20	4.70	47
	Back	1.30	1.60	2.20	3.30	26
	Arm	1.30	1.70	2.50	4.50	27
N84L1R, N84L1RO		7.00	7.50	10.80	13.20	138
N84L1RX, N84L1ROX	Upholstery	2.40	2.90	4.20	4.70	47
	Seat	2.10	2.70	2.70	5.70	41
	Back	1.30	1.60	2.20	3.30	26
	Arm	1.30	1.70	2.50	4.50	27
N84L1M		5.70	6.60	9.40	10.70	39
N84L1MX	Upholstery	2.40	2.90	4.20	4.70	47
	Seat	2.10	2.70	4.60	5.70	41
	Back	1.30	1.60	2.20	3.30	26
N84L1UM		5.70	6.60	9.40	10.70	39
N84L1UMX	Upholstery	2.40	2.90	4.20	4.70	47
	Seat	2.10	2.70	4.60	5.70	41
	Back	1.30	1.60	2.20	3.30	26
N84L2A, N84L2AO		13.30	14.70	19.70	23.20	266
N84L2AX, N84L2AOX	Upholstery	4.20	4.80	6.70	7.00	82
	Seat	4.20	5.00	8.70	10.70	83
	Back	2.60	2.80	3.40	3.50	51
	Arm	2.60	3.20	3.90	7.50	52
N84L2UA, N84L2UAO		13.30	14.70	19.70	23.20	266
N84L2UAX, N84L2UAOX	Upholstery	4.20	4.80	6.70	7.00	82
	Seat	4.20	5.00	8.70	10.70	83
	Back	2.60	2.80	3.40	3.50	51
	Arm	2.60	3.20	3.90	7.50	52
N84L2L, N84L2LO		12.00	13.40	18.40	21.20	241
N84L2LX, N84L2LOX	Upholstery	4.20	4.80	6.70	7.00	82
	Seat	4.20	5.00	8.70	10.70	83
	Back	2.60	2.80	3.40	3.50	51
	Arm	1.30	1.70	2.50	4.50	27
N84L2R, N84L2RO		12.00	13.40	18.40	21.20	241
N84L2RX, N84L2RX	Upholstery	4.20	4.80	6.70	7.00	82
	Seat	4.20	5.00	8.70	10.70	83
	Back	2.60	2.80	3.40	3.40	51
	Arm	1.30	1.70	2.50	4.50	27
N84L2M		10.70	12.00	16.10	18.70	214
N84L2MX	Upholstery	4.20	4.80	6.70	7.00	82
	Seat	4.20	5.00	8.80	10.70	83
	Back	2.60	2.80	3.40	3.40	51
N84L2UM		10.70	12.00	16.10	18.70	214
N84L2UMX	Upholstery	4.20	4.80	6.70	7.00	82
	Seat	4.20	5.00	8.80	10.70	83
	Back	2.60	2.80	3.40	3.40	51
N84L3A, N84L3AO		18.30	20.10	27.30	31.20	364

COLLETTE

COM YARDAGE REQUIREMENTS

COM YARDAGE REQUIREMENTS (54" WIDTH – CUT UP THE ROLL)

MODEL	RAILROADED Contact customer service 800-482-1717 for ydg requirements	NON DIRECTIONAL OR SOLID	1"-4" REPEAT	5"-11" REPEAT	12"-18" REPEAT	COL SQUARE FEET
			4" VERTICAL X 4" HORIZONTAL	11" VERTICAL X 11" HORIZONTAL	18" VERTICAL X 18" HORIZONTAL	
N84L3AX, N84L3AOX	Upholstery	5.90	9.00	12.20	12.50	120
	Seat	6.30	7.00	12.90	15.70	124
	Back	3.90	4.20	4.80	5.00	73
	Arm	2.60	3.20	3.90	7.50	52
N84L3UA, N84L3UAO		18.30	20.10	27.30	31.20	364
N84L3UAX, N84L3UAOX	Upholstery	5.90	9.00	12.20	12.50	120
	Seat	6.30	7.00	12.90	15.70	124
	Back	3.90	4.20	4.80	5.00	73
	Arm	2.60	3.20	3.90	7.50	52
N84L3L, N84L3LO		17.00	18.90	25.90	29.10	338
N84L3LX, N84L3LOX	Upholstery	5.90	9.30	12.20	12.70	120
	Seat	6.30	9.00	12.20	12.50	128
	Back	3.90	4.20	4.80	5.00	73
	Arm	1.30	1.70	2.50	4.50	27
N84L3R, N84L3RO		17.00	18.90	25.90	29.10	338
N84L3RX, N84L3ROX	Upholstery	5.90	9.30	12.20	12.70	120
	Seat	6.30	9.00	12.20	12.50	128
	Back	3.90	4.20	4.80	5.00	73
	Arm	1.30	1.70	2.50	4.50	27
N84L3M		15.70	17.70	24.50	26.70	313
N84L3MX	Upholstery	5.90	9.30	12.20	12.70	120
	Seat	6.30	9.30	12.20	12.70	128
	Back	3.90	4.20	4.80	5.00	73
N84L3UM		15.70	17.70	24.50	26.70	313
N84L3UMX	Upholstery	5.90	9.30	12.20	12.70	120
	Seat	6.30	9.30	12.20	12.70	128
	Back	3.90	4.20	4.80	5.00	73
N84IN9L		8.00	8.70	11.50	11.70	160
N84IN9LX	Upholstery	3.70	4.00	5.60	5.90	80
	Seat	2.10	9.00	12.20	12.50	44
	Back	2.50	2.90	3.40	3.70	50
N84IN9R		8.00	8.70	11.50	11.70	160
N84IN9RX	Upholstery	3.70	4.00	5.60	5.90	80
	Seat	2.10	9.00	12.20	12.50	44
	Back	2.50	2.90	3.40	3.70	50
N84IN9D		8.40	9.60	12.90	15.20	173
N84IN9DX	Upholstery	3.70	4.70	6.70	7.00	83
	Seat	2.50	2.80	4.60	6.70	48
	Back	2.50	2.90	3.40	3.90	50
N84D1		3.30	3.80	7.00	9.10	67
N84D1X	Upholstery	1.20	1.80	3.20	4.70	26
	Seat	2.10	2.50	4.30	5.20	42
N84D1U		3.30	3.80	7.00	9.10	67
N84D1UX	Upholstery	1.20	1.80	3.20	4.70	26
	Seat	2.10	2.50	4.30	5.20	42
N84D2		3.50	4.00	7.00	10.10	70
N84D2X	Upholstery	1.20	1.80	3.20	4.70	26
	Seat	2.30	2.60	4.30	6.20	45
N84D2U		3.50	4.00	7.00	10.10	70
N84D2UX	Upholstery	1.20	1.80	3.20	4.70	26
	Seat	2.30	2.60	4.30	6.20	45
N84T36ENL		1.30	2.30	4.60	6.70	37
N84T36ENUL		1.30	2.30	4.60	6.70	37
N84T36ENS		1.30	2.30	4.60	6.70	37
N84T36ENUS		1.30	2.30	4.60	6.70	37
N84T60MGL		1.90	2.00	3.10	4.70	26
N84T60MGUL		1.90	2.00	3.10	4.70	26
N84T60MGS		1.90	2.00	3.40	4.70	26

COM YARDAGE REQUIREMENTS

COM YARDAGE REQUIREMENTS (54" WIDTH – CUT UP THE ROLL)

MODEL	RAILROADED Contact customer service 800-482-1717 for ydg requirements	NON DIRECTIONAL OR SOLID	1"-4" REPEAT	5"-11" REPEAT	12"-18" REPEAT	COL SQUARE FEET
			4" VERTICAL X 4" HORIZONTAL	11" VERTICAL X 11" HORIZONTAL	18" VERTICAL X 18" HORIZONTAL	
N84T60MGUS		1.90	2.00	3.40	4.70	26
N84CH1AO		10.1	11.20	13.80	15.60	201.45
N84CH1AOX	Upholstery	2.9	3.50	3.50	4.70	57.56
	Seat	3.6	4.00	5.90	8.10	70.84
	Back	1.3	1.50	2.10	2.30	26.57
	Arm	2.8	3.80	4.80	6.40	56.45
N84CH1LO		8.8	9.90	12.00	14.00	175.44
N84CH1LOX	Upholstery	2.9	3.50	3.50	4.70	57.56
	Seat	3.6	4.00	5.90	8.10	70.84
	Back	1.3	1.50	2.10	2.30	26.57
	Arm	1.6	2.40	3.00	3.40	30.99
N84CH1RO		8.8	9.90	12.00	14.00	175.44
N84CH1ROX	Upholstery	2.9	3.50	3.50	4.70	57.56
	Seat	3.6	4.00	5.90	8.10	70.84
	Back	1.3	1.50	2.10	2.30	26.57
	Arm	1.6	2.40	3.00	3.40	30.99
N84CH1M		7.5	8.40	10.70	13.00	149.98
N84CH1MX	Upholstery	2.9	3.50	3.50	4.70	57.56
	Seat	3.6	4.00	5.90	8.10	70.84
	Back	1.3	1.50	2.10	2.30	26.57

