
Grin

| | |
|------------------------------------|-----|
| Product Specifications | 294 |
| Fabrics and Options | 295 |
| Contrasting Fabrics Specifications | 296 |
| Product Pages | 297 |
| COM Yardage Requirements | 301 |

GRIN PRODUCT SPECIFICATIONS

SEAT AND BACK CONSTRUCTION

- Lounge - 1¼" of high grade polyurethane foam covers ½" molded plywood shell
- Guest and Stools - ¾" of high grade polyurethane foam covers ½" molded plywood shell

CONTROL MECHANISM—LOUNGE

- Polished aluminum control mechanism and cylinder
- Static model features 360° swivel with auto-return
- Mobile model features 360° swivel

BASE, CASTERS AND GLIDES

4-Prong High Profile Polished Aluminum Base

- Silver polyethylene glides are standard
- Felt pad glides are available for an additional upcharge

4-Prong Low Profile Polished Aluminum Base

- Silver polyethylene glides are standard
- Felt pad glides are available for an additional upcharge

4-Prong Low Profile Mobile Polished Aluminum Base

- Black, hard double wheel casters, which work on multiple surfaces, are standard
- Soft casters are available for an additional upcharge

4-Prong High Profile Wood Base

- Maple
- Non-marring nylon glides are standard and work on all floors

Sled Base—Lounge

- 2½" welded, tubular steel in matte black or polished
- Black polyethylene glides are standard and work on all floors

Sled Base—Guest and Stools

- ½" formed and welded, steel rod in matte black or polished
- Clear polyethylene glides are standard
- Felt glide option available for an upcharge

4-Leg Wood Frame

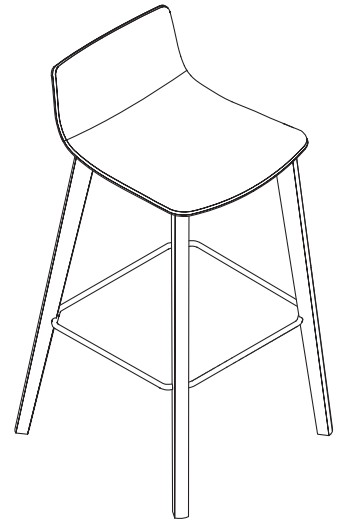
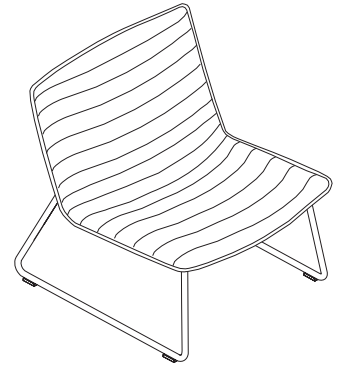
- Maple
- ½" tubular steel footrest in matte black or polished
- Non-marring nylon glides are standard and work on all floors

UPHOLSTERY DETAIL

- Contrasting fabric available on all models
- Stitch options are available
- Due to stitch detail and dimensional design of the back and seat, horizontal stripes and large patterns are not recommended, as they will appear distorted or wavy across the front back and seat
- Due to the inherent characteristics of upholstery materials, loose comfort wrinkles may be present or appear over time

FINISH

- Features a catalyzed top coat that resists denting, peeling, and reactions to chemicals
- Can be cleaned with a damp cloth
- When specifying Brighton, Natural, and Sonoma finish, variation in color is acceptable due to the nature of wood characteristics



SURFACE MATERIALS

See the Kimball Hospitality Surface Materials Reference Guide at kimballhospitality.com for a complete overview of our materials program, including:

- Characteristics of wood
- Special wood finishes
- Customer-specified laminate (CSL)
- Customer-specified paint (CSP)
- Fabric application and colorways
- Customer's own material (COM) process overview
- Alliance program

ALLIANCE FABRIC PROGRAM

Kimball Hospitality has analyzed each model to most accurately reflect the COM/COL yardage requirements shown on page 301.

The yardage requirement for each model is based on 54" W fabric and cutting the fabric up the roll.

If repeat is larger than 18", contact Customer Service to confirm the correct amount of yardage required. When ordering 10 or more chairs in the same COM, yardage requirements may be reduced.

Contact Customer Service.

PRICE GRADES A-R

See Surface Materials at www.kimballhospitality.com for a wide variety of graded-in fabrics from Arc-Com, CF Stinson, Designtex, Maharam, Momentum, and Ultrafabrics.

FABRIC SAMPLES

If you need samples for presentation(s), contact our alliance partners directly at:

| | | |
|--------------|--------------|--|
| Arc-Com | 800.223.5466 | arc-com.com |
| Designtex | 800.221.1540 | designtex.com |
| CF Stinson | 800.841.6279 | cfstinson.com |
| Maharam | 800.645.3943 | maharam.com |
| Momentum | 800.366.6839 | memosamples.com |
| Ultrafabrics | 877.309.6648 | ultrafabricsllc.com |

LOUNGE CASTERS

4-PRONG MOBILE LOW PROFILE BASE

- C3 Hard (standard)
- C4 Soft (add \$29 list)

LOUNGE & OTTOMAN GLIDES

4-PRONG HIGH PROFILE POLISHED ALUMINUM BASE

- STD Hard (standard)
- C58 Soft (add \$32 list)

GUEST & STOOL GLIDES

WOOD BASE

- STD Hard (standard)

SLED BASE

- STD Hard (standard)
- C73 Soft (add \$19 list)

SLED BASE FRAME COLORS

- BK Black
- 497 Polished

FINISHES

| | | | |
|----|------------|-----|----------------|
| AC | Autumn | NM | Natural |
| AD | Almond | PB | Portobello |
| BZ | Brazilwood | PC | Porcini |
| CI | Chai | PT | Portico |
| CL | Caramel | SK | Skyline |
| CW | Cordovan | SM | Sonoma |
| DW | Judicial | TF | Truffle |
| HN | Honey | WL | Willow |
| IM | Brighton | 405 | Designer White |
| KN | Kona | 462 | Cinder |
| MC | Amber | 792 | Sable |
| MH | Mocha | 793 | Acorn* |

*Acorn is the finish complement to Clear Walnut finish

WOOD LEG FOOT REST COLORS

- BK Black
- 497 Polished

STITCH OPTION

NO STITCH

LOUNGE



HRZ_150 (1½" WIDTH)



HRZ1_250 (2½" WIDTH)



HRZ1_600 (6" WIDTH)



GUEST



STOOL



TO ORDER CONTRASTING FABRIC, SPECIFY

GRIN

Lounge Sled Base page 297

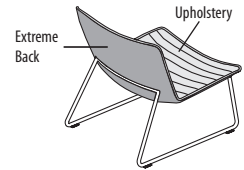
Lounge 4-Prong Low Profile Polished Aluminum Base with Auto Return page 297

Lounge 4-Prong Low Profile Mobile Base page 298

Lounge 4-Prong High Profile Polished Aluminum Base with Auto Return page 298

Lounge 4-Prong High Profile Wood Base with Auto Return page 298

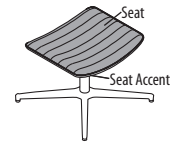
1. Model Number plus "X"
2. Front Back/Welt Cord Fabric Grade Number/Cover Number
3. Extreme Back Fabric Grade Number/Cover Number
4. Stitch Option (when applicable)
5. Finish (when applicable)
6. Glides or Casters (when applicable)



Contrasting Fabric Back View

Ottoman page 299

1. Model Number plus "X"
2. Seat Fabric Grade Number/Cover Number
3. Seat Accent Fabric Grade Number/Cover Number
4. Stitch Option
5. Paint (when applicable)
6. Finish (when applicable)
7. Glides (when applicable)



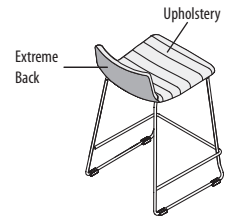
Contrasting Upholstery

Guest page 299

Counter page 300

Bar page 300

1. Model Number plus "X"
2. Front Back Fabric Grade Number/Cover Number
3. Extreme Back Fabric Grade Number/Cover Number
4. Stitch Option (when applicable)
5. Paint (when applicable)
6. Finish (when applicable)
7. Glides (when applicable)



Counter Contrasting Metal Base 2½" Stitch

TO ORDER, SPECIFY:

1. Model Number
2. Fabric Grade / Cover Number
3. Stitch Option (when applicable)
4. Finish (when applicable)
5. Casters/Glides (when applicable)

- See page 295 for Grin options
- See page 301 for COM fabric yardage

**LOUNGE
SLED BASE**



**MODEL
NO.**

ALLIANCE PROGRAM PRICE GRADES

| | | | A | B | C | D | E | F | G | H | I |
|----------|-----------|--|------|------|------|------|------|------|------|------|------|
| | | | J | K | L | M | N | O | P | Q | R |
| N49GMD1 | \$ | | 1521 | 1585 | 1634 | 1686 | 1744 | 1805 | 1854 | 1917 | 1981 |
| | | | 2043 | 2142 | 2340 | 2463 | 2527 | 2593 | 2657 | 2720 | 2782 |
| N49GMND1 | No Stitch | | 1488 | 1549 | 1595 | 1645 | 1700 | 1759 | 1805 | 1866 | 1927 |
| | | | 1985 | 2080 | 2269 | 2387 | 2447 | 2510 | 2571 | 2632 | 2691 |

DIMENSIONS

| | | | | | | | |
|--------|----|-------------|-----|-------------|-----|-----------|------|
| Width | 27 | Seat Height | 13¾ | Back Height | 19¾ | Weight | 35 |
| Depth | 31 | Seat Depth | 20½ | Back Width | 27 | Cubic Ft. | 22.9 |
| Height | 30 | Seat Width | 27 | | | | |

- Contrasting fabric option - specify X (i.e. N49GMD1X); see page 296. For list pricing, use your electronic specification tool or contact customer service
- The front back and welt cord will be the same fabric when the contrasting option is selected
- Due to stitch detail and dimensional design of the back and seat, horizontal stripes and large patterns are not recommended, as they will appear distorted or wavy across the back and seat
- Due to the inherent characteristics of certain upholstery materials, loose comfort wrinkles may be present or appear over time, especially with non-stretch vinyls and upholsteries
- Sled base model seat height is 1¾" -2" lower than the swivel base model

**LOUNGE
4-PRONG
LOW PROFILE
POLISHED ALUMINUM
BASE WITH AUTO RETURN**



Static

| | | | A | B | C | D | E | F | G | H | I |
|----------|-----------|--|------|------|------|------|------|------|------|------|------|
| | | | J | K | L | M | N | O | P | Q | R |
| N49GMS1 | \$ | | 1521 | 1585 | 1634 | 1686 | 1744 | 1805 | 1854 | 1917 | 1981 |
| | | | 2043 | 2142 | 2340 | 2463 | 2527 | 2593 | 2657 | 2720 | 2782 |
| N49GMNS1 | No Stitch | | 1488 | 1549 | 1595 | 1645 | 1700 | 1759 | 1805 | 1866 | 1927 |
| | | | 1985 | 2080 | 2269 | 2387 | 2447 | 2510 | 2571 | 2632 | 2691 |

DIMENSIONS

| | | | | | | | |
|--------|-----|-------------|-----|-------------|-----|-----------|------|
| Width | 27 | Seat Height | 15½ | Back Height | 19¾ | Weight | 34 |
| Depth | 28 | Seat Depth | 20½ | Back Width | 27 | Cubic Ft. | 22.9 |
| Height | 31¾ | Seat Width | 27 | | | | |

- Contrasting fabric option - specify X (i.e., N49GMS1X); see page 296. For list pricing, use your electronic specification tool or contact customer service
- The front back and welt cord will be the same fabric when the contrasting option is selected
- Due to stitch detail and dimensional design of the back and seat, horizontal stripes and large patterns are not recommended, as they will appear distorted or wavy across the back and seat
- Due to the inherent characteristics of certain upholstery materials, loose comfort wrinkles may be present or appear over time, especially with non-stretch vinyls and upholsteries
- Swivel base model seat height is 1¾" -2" higher than the sled base model

TO ORDER, SPECIFY:

1. Model Number
2. Fabric Grade / Cover Number
3. Stitch Option (when applicable)
4. Finish (when applicable)
5. Casters/Glides (when applicable)

- See page 295 for Grin options
- See page 301 for COM fabric yardage

**LOUNGE
4-PRONG
LOW PROFILE
MOBILE BASE**



Mobile

**MODEL
NO.**

ALLIANCE PROGRAM PRICE GRADES

| | | | A | B | C | D | E | F | G | H | I |
|-----------|-----------|----|------|------|------|------|------|------|------|------|------|
| | | | J | K | L | M | N | O | P | Q | R |
| N49GMSC1 | Mobile | \$ | 1521 | 1585 | 1634 | 1686 | 1744 | 1805 | 1854 | 1917 | 1981 |
| | | | 2043 | 2142 | 2340 | 2463 | 2527 | 2593 | 2657 | 2720 | 2782 |
| N49GMNSC1 | No Stitch | | 1488 | 1549 | 1595 | 1645 | 1700 | 1759 | 1805 | 1866 | 1927 |
| | | | 1985 | 2080 | 2269 | 2387 | 2447 | 2510 | 2571 | 2632 | 2691 |

DIMENSIONS

| | | | | | | | |
|--------|-----|-------------|-----|-------------|-----|-----------|------|
| Width | 28 | Seat Height | 15 | Back Height | 20½ | Weight | 34 |
| Depth | 28½ | Seat Depth | 20½ | Back Width | 28 | Cubic Ft. | 22.9 |
| Height | 30¼ | Seat Width | 28 | | | | |

- Contrasting fabric option - specify X (i.e. N49GMSC1X); see page 296. For list pricing, use your electronic specification tool or contact customer service
- The front back will be the same fabric when the contrasting option is selected
- Due to stitch detail and dimensional design of the back and seat, horizontal stripes and large patterns are not recommended, as they will appear distorted or wavy across the back and seat
- Due to the inherent characteristics of upholstery materials, loose comfort wrinkles may be present or appear over time

**LOUNGE
4-PRONG
HIGH PROFILE
POLISHED ALUMINUM
BASE WITH AUTO RETURN**



Polished Aluminum Base
Static

| | | | A | B | C | D | E | F | G | H | I |
|-----------|------------------------|----|------|------|------|------|------|------|------|------|------|
| | | | J | K | L | M | N | O | P | Q | R |
| N49GMS1H | Polished Aluminum Base | \$ | 1521 | 1585 | 1634 | 1686 | 1744 | 1805 | 1854 | 1917 | 1981 |
| | | | 2043 | 2142 | 2340 | 2463 | 2527 | 2593 | 2657 | 2720 | 2782 |
| N49GMNS1H | No Stitch | | 1488 | 1549 | 1595 | 1645 | 1700 | 1759 | 1805 | 1866 | 1927 |
| | | | 1985 | 2080 | 2269 | 2387 | 2447 | 2510 | 2571 | 2632 | 2691 |

DIMENSIONS

| | | | | | | | |
|--------|-----|-------------|-----|-------------|-----|-----------|------|
| Width | 28 | Seat Height | 16¼ | Back Height | 20¼ | Weight | 34 |
| Depth | 28½ | Seat Depth | 20½ | Back Width | 28 | Cubic Ft. | 22.9 |
| Height | 31½ | Seat Width | 28 | | | | |

- Contrasting fabric option - specify X (i.e. N49GMS1HX); see page 296. For list pricing, use your electronic specification tool or contact customer service
- The front back will be the same fabric when the contrasting option is selected
- Due to stitch detail and dimensional design of the back and seat, horizontal stripes and large patterns are not recommended, as they will appear distorted or wavy across the back and seat
- Due to the inherent characteristics of upholstery materials, loose comfort wrinkles may be present or appear over time

**LOUNGE
4-PRONG
HIGH PROFILE
WOOD BASE WITH
AUTO RETURN**



Wood Base
Static

| | | | A | B | C | D | E | F | G | H | I |
|-----------|-----------|----|------|------|------|------|------|------|------|------|------|
| | | | J | K | L | M | N | O | P | Q | R |
| N49GMS1W | Wood Base | \$ | 1816 | 1880 | 1929 | 1981 | 2039 | 2100 | 2149 | 2212 | 2276 |
| | | | 2338 | 2437 | 2635 | 2758 | 2822 | 2888 | 2952 | 3015 | 3077 |
| N49GMNS1W | No Stitch | | 1783 | 1844 | 1890 | 1940 | 1995 | 2054 | 2100 | 2161 | 2222 |
| | | | 2280 | 2375 | 2564 | 2682 | 2742 | 2805 | 2866 | 2927 | 2986 |

DIMENSIONS

| | | | | | | | |
|--------|-----|-------------|-----|-------------|-----|-----------|------|
| Width | 28 | Seat Height | 16½ | Back Height | 20¼ | Weight | 34 |
| Depth | 28½ | Seat Depth | 20½ | Back Width | 28 | Cubic Ft. | 22.9 |
| Height | 32¼ | Seat Width | 28 | | | | |

- Contrasting fabric option - specify X (i.e. N49GMS1WX); see page 296. For list pricing, use your electronic specification tool or contact customer service
- The front back will be the same fabric when the contrasting option is selected
- Due to stitch detail and dimensional design of the back and seat, horizontal stripes and large patterns are not recommended, as they will appear distorted or wavy across the back and seat
- Due to the inherent characteristics of upholstery materials, loose comfort wrinkles may be present or appear over time

TO ORDER, SPECIFY:

1. Model Number
2. Fabric Grade / Cover Number
3. Stitch Option (when applicable)
4. Paint (when applicable)
5. Finish (when applicable)
6. Glides (when applicable)

- See page 295 for Grin options
- See page 301 for COM fabric yardage

OTTOMAN



Sled Base
Shown with 2½" Stitching



Swivel Base
Shown with 2½" Stitching

MODEL NO.

ALLIANCE PROGRAM PRICE GRADES

| | | | A | B | C | D | E | F | G | H | I |
|-----------|--------------------------------|----|------|------|------|------|------|------|------|------|------|
| | | | J | K | L | M | N | O | P | Q | R |
| N49D1DM | Sled Base | \$ | 1011 | 1051 | 1082 | 1116 | 1152 | 1191 | 1222 | 1263 | 1303 |
| | | | 1343 | 1406 | 1532 | 1610 | 1651 | 1693 | 1733 | 1774 | 1813 |
| N49DN1DM | Sled Base, No Stitch | | 959 | 985 | 1005 | 1027 | 1050 | 1075 | 1095 | 1121 | 1147 |
| | | | 1173 | 1213 | 1294 | 1345 | 1371 | 1398 | 1424 | 1450 | 1475 |
| N49D14LM | 4-Prong Swivel Base | | 1011 | 1051 | 1082 | 1116 | 1152 | 1191 | 1222 | 1263 | 1303 |
| | | | 1343 | 1406 | 1532 | 1610 | 1651 | 1693 | 1733 | 1774 | 1813 |
| N49DN14LM | 4-Prong Swivel Base, No Stitch | | 959 | 985 | 1005 | 1027 | 1050 | 1075 | 1095 | 1121 | 1147 |
| | | | 1173 | 1213 | 1294 | 1345 | 1371 | 1398 | 1424 | 1450 | 1475 |

DIMENSIONS

| | | | |
|--------|-----|--------------------|------|
| Width | 21¼ | Sled Base Weight | 19.5 |
| Depth | 18½ | Swivel Base Weight | 19.7 |
| Height | 15½ | Cubic Ft | 8.2 |

- Contrasting fabric option – specify X (i.e., N49D1DMX); see page 296. For list pricing, use your electronic specification tool or contact customer service
- The seat and welt cord will be the same fabric when the contrasting option is selected
- Due to stitch detail and dimensional design of the seat, horizontal stripes and large patterns are not recommended, as they will appear distorted or wavy across the back and seat
- Due to the inherent characteristics of certain upholstery materials, loose comfort wrinkles may be present or appear over time, especially with non-stretch vinyls and upholsteries

GUEST



Sled



Wood Leg

| | | | A | B | C | D | E | F | G | H | I |
|---------|------------------|----|------|------|------|------|------|------|------|------|------|
| | | | J | K | L | M | N | O | P | Q | R |
| N49GUM | Metal | \$ | 884 | 924 | 955 | 989 | 1025 | 1064 | 1095 | 1136 | 1176 |
| | | | 1216 | 1279 | 1405 | 1483 | 1524 | 1566 | 1606 | 1647 | 1686 |
| N49GUNM | Metal, No Stitch | | 842 | 874 | 898 | 924 | 953 | 984 | 1008 | 1040 | 1072 |
| | | | 1102 | 1152 | 1251 | 1313 | 1344 | 1377 | 1409 | 1441 | 1472 |
| N49GUW | Wood | | 1031 | 1071 | 1102 | 1136 | 1172 | 1211 | 1242 | 1283 | 1323 |
| | | | 1363 | 1426 | 1552 | 1630 | 1671 | 1713 | 1753 | 1794 | 1833 |
| N49GUNW | Wood, No Stitch | | 989 | 1021 | 1045 | 1071 | 1100 | 1131 | 1155 | 1187 | 1219 |
| | | | 1249 | 1299 | 1398 | 1460 | 1491 | 1524 | 1556 | 1588 | 1619 |

DIMENSIONS

| | | | | | | | |
|--------|-----|-------------|-----|-------------|-----|------------|------|
| Width | 19¼ | Seat Height | 18¼ | Back Height | 17 | Weight (M) | 25 |
| Depth | 22½ | Seat Depth | 17 | Back Width | 16¼ | Weight (W) | 24 |
| Height | 32¼ | Seat Width | 18¼ | | | Cubic Ft | 11.5 |

- Contrasting fabric option - specify X (i.e. N49GUMX); see page 296. For list pricing, use your electronic specification tool or contact customer service
- Available with 1½" and 2½" stitch options, unless No Stitch model is specified

GRIN

TO ORDER, SPECIFY:

1. Model Number
2. Fabric Grade / Cover Number
3. Stitch Option (when applicable)
4. Paint (when applicable)
5. Finish (when applicable)
6. Glides (when applicable)

- See page 295 for Grin options
- See page 301 for COM fabric yardage

COUNTER



Sled



Wood Leg

MODEL NO.

ALLIANCE PROGRAM PRICE GRADES

| | | | A | B | C | D | E | F | G | H | I |
|---------|------------------|----|------|------|------|------|------|------|------|------|------|
| | | | J | K | L | M | N | O | P | Q | R |
| N49CUM | Metal | \$ | 917 | 943 | 963 | 985 | 1008 | 1033 | 1053 | 1079 | 1105 |
| | | | 1131 | 1171 | 1252 | 1303 | 1329 | 1356 | 1382 | 1408 | 1433 |
| N49CUNM | Metal, No Stitch | | 879 | 899 | 915 | 931 | 950 | 969 | 985 | 1005 | 1025 |
| | | | 1045 | 1076 | 1139 | 1179 | 1199 | 1220 | 1240 | 1260 | 1280 |
| N49CUW | Wood | | 1121 | 1147 | 1167 | 1189 | 1212 | 1237 | 1257 | 1283 | 1309 |
| | | | 1335 | 1375 | 1456 | 1507 | 1533 | 1560 | 1586 | 1612 | 1637 |
| N49CUNW | Wood, No Stitch | | 1083 | 1103 | 1119 | 1135 | 1154 | 1173 | 1189 | 1209 | 1229 |
| | | | 1249 | 1280 | 1343 | 1383 | 1403 | 1424 | 1444 | 1464 | 1484 |

DIMENSIONS

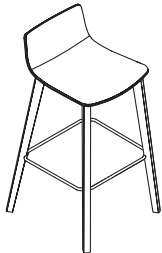
| | | | | | | | |
|--------|-----|-------------|-----|-------------|-----|------------|------|
| Width | 18½ | Seat Height | 23¾ | Back Height | 7¼ | Weight (M) | 26 |
| Depth | 18¾ | Seat Depth | 15¾ | Back Width | 14¾ | Weight (W) | 24 |
| Height | 30¾ | Seat Width | 18¾ | | | Cubic Ft | 11.5 |

- Contrasting fabric option - specify X (i.e. N49CUMX); see page 296. For list pricing, use your electronic specification tool or contact customer service
- Available with 1½" and 2½" stitch options, unless No Stitch model is specified

BAR



Sled



Wood Leg

| | | | A | B | C | D | E | F | G | H | I |
|---------|------------------|----|------|------|------|------|------|------|------|------|------|
| | | | J | K | L | M | N | O | P | Q | R |
| N49BUM | Metal | \$ | 945 | 971 | 991 | 1013 | 1036 | 1061 | 1081 | 1107 | 1133 |
| | | | 1159 | 1199 | 1280 | 1331 | 1357 | 1384 | 1410 | 1436 | 1461 |
| N49BUNM | Metal, No Stitch | | 908 | 928 | 944 | 960 | 979 | 998 | 1014 | 1034 | 1054 |
| | | | 1074 | 1105 | 1168 | 1208 | 1228 | 1249 | 1269 | 1289 | 1309 |
| N49BUW | Wood | | 1150 | 1176 | 1196 | 1218 | 1241 | 1266 | 1286 | 1312 | 1338 |
| | | | 1364 | 1404 | 1485 | 1536 | 1562 | 1589 | 1615 | 1641 | 1666 |
| N49BUNW | Wood, No Stitch | | 1112 | 1132 | 1148 | 1164 | 1183 | 1202 | 1218 | 1238 | 1258 |
| | | | 1278 | 1309 | 1372 | 1412 | 1432 | 1453 | 1473 | 1493 | 1513 |

DIMENSIONS

| | | | | | | | |
|--------|-----|-------------|-----|-------------|-----|------------|------|
| Width | 19¾ | Seat Height | 30½ | Back Height | 7¼ | Weight (M) | 29 |
| Depth | 18¾ | Seat Depth | 15¾ | Back Width | 14¾ | Weight (W) | 26 |
| Height | 36½ | Seat Width | 15¾ | | | Cubic Ft | 12.6 |

- Contrasting fabric option - specify X (i.e. N49BUMX); see page 296. For list pricing, use your electronic specification tool or contact customer service
- Available with 1½" and 2½" stitch options, unless No Stitch model is specified

COM YARDAGE REQUIREMENTS

COM YARDAGE REQUIREMENTS (54" WIDTH – CUT UP THE ROLL)

| MODEL | RAILROADED Contact customer service 800-634-9510 for ydg requirements | NON DIRECTIONAL OR SOLID | 1"-4" REPEAT | 5"-11" REPEAT | 12"-18" REPEAT | COL SQUARE FEET |
|--|--|--------------------------------|-----------------------------------|-------------------------------------|-------------------------------------|-----------------------|
| | | | 4" VERTICAL X 4" HORIZONTAL | 11" VERTICAL X 11" HORIZONTAL | 18" VERTICAL X 18" HORIZONTAL | |
| N49D14LM, N49D1DM | Complete | 1.40 | 1.50 | 2.30 | 3.70 | 26.6 |
| N49D14LMP, N49D1DMP | Upholstery | 1.30 | 1.40 | 2.30 | 3.70 | 24.4 |
| N49D14LMX, N49D1DMX | Seat | 1.00 | 1.20 | 1.50 | 1.60 | 20 |
| | Seat Accent | 0.50 | 0.70 | 1.40 | 2.70 | 7.2 |
| N49GMD1, N49GMS1, N49GMSC1, N49GMS1H, N49GMS1W | | 2.20 | 2.40 | 3.80 | 4.10 | 44 |
| N49GMD1X, N49GMS1X, N49GMSC1X, N49GMS1HX, N49GMS1WX | Upholstery | 1.40 | 1.60 | 2.20 | 2.60 | 28 |
| | Extreme | 1.00 | 1.20 | 1.90 | 2.20 | 20 |
| N49GMD1P, N49GMS1P, N49GMSC1P, N49GMS1HP, N49GMS1WP | Upholstery | 2.20 | 2.40 | 3.10 | 3.40 | 44 |
| N49GUW, N49GUM | Complete | 1.30 | 1.50 | 2.50 | 3.50 | 26.6 |
| N49GUWX, N49GUMX | Upholstery | 0.80 | 1.00 | 1.80 | 2.50 | 14.9 |
| | Extreme back (include part under the seat) | 0.80 | 1.00 | 1.30 | 2.00 | 14.9 |
| N49BUW, N49BUM N49CUW, N49CUM | Complete | 0.90 | 1.30 | 2.00 | 2.50 | 17.2 |
| N49BUWX, N49BUMX, N49CUWX, N49CUMX | Upholstery | 0.80 | 1.00 | 1.40 | 1.80 | 14.9 |
| | Extreme back (include part under the seat) | 0.60 | 0.80 | 1.00 | 1.80 | 12.2 |
| N49GUNW, N49GUNM | Complete | 1.10 | 1.40 | 2.00 | 2.70 | 22.1 |
| N49GUNWX, N49GUNMX | Upholstery | 0.70 | 0.80 | 1.00 | 1.80 | 13.8 |
| | Extreme back (include part under the seat) | 0.80 | 1.00 | 1.20 | 1.80 | 14.9 |
| N49BUNW, N49BUNM, N49CUNW, N49CUNM | Complete | 0.70 | 1.00 | 1.50 | 2.30 | 13.8 |
| N49BUNWX, N49BUNMX, N49CUNWX, N49CUNMX | Upholstery | 0.60 | 0.80 | 1.00 | 1.80 | 11.1 |
| | Extreme back (include part under the seat) | 0.60 | 0.80 | 1.00 | 1.80 | 12.2 |
| N49GMND1, N49GMNS1H, N49GMNS1W, N49GMNS1, N49GMNSC1 | Complete | 2.10 | 2.50 | 3.50 | 4.00 | 42.6 |
| N49GMND1X, N49GMNS1HX, N49GMNS1WX, N49GMNS1X, N49GMNSC1X | Upholstery | 1.30 | 1.50 | 2.00 | 2.50 | 24.9 |
| | Extreme back (include part under the seat) | 1.00 | 1.30 | 2.00 | 2.80 | 19.9 |
| N49DN1DM, N49DN14LM | Complete | 0.80 | 1.00 | 2.30 | 3.20 | 16.6 |
| N49DN1DMX, N49DN14LMX | Seat | 0.70 | 0.80 | 1.00 | 1.30 | 14.4 |
| | Seat Accent | 0.50 | 0.60 | 1.70 | 2.70 | 10 |

