

---

# Eklund

Product Specifications	144
Fabrics and Options	145
Contrasting Fabrics Specifications	146
Product Pages	147
Typicals	164
COM Yardage Requirements	167



**EKLUND PRODUCT SPECIFICATIONS**

**FRAME CONSTRUCTION**

- Interior frame is constructed of oriented strand board with tenon joints that are glued and stapled for maximum joint stability
- Frames and table platforms are wrapped in high grade polyurethane foam and upholstered

**SEAT CONSTRUCTION**

- Seat cushions are attached and feature 7" high grade polyurethane foam placed on a plywood panel

**BACK & ARM CONSTRUCTION**

- Back and arms consist of 4" high grade polyurethane foam which is custom shaped, stretched over web sheet, and attached to frame

**PRIVACY PANEL CONSTRUCTION**

- Wrapped in high grade polyurethane foam and shipped attached to lounge unit
- Modular units come with panel brackets which are installed in-field and ensure panel to panel alignment
- Media spanner panels feature threaded inserts to accept a TV mount (for up to a 32" flat panel), shipped separately
- Privacy panels are non-tackable

**UPHOLSTERY DETAIL**

- Due to dimensional design of the back, horizontal stripes and large patterns are not recommended, as they will appear distorted or wavy
- Contrasting fabric available on all models, except tables. See page 146 for contrasting locations
- Accent upholstery present on all tables
- Thicker fabrics may cause minor puckering on tufted models
- Leather is not recommended for use on curved privacy panels, (i.e. curved extension panel, lounge nook or desk nook)

**TABLES / DESK NOOK**

- Laminate surfaces are 1 $\frac{3}{8}$ " thick HPL (high pressure laminate) and feature standard 3mm PVC edge
- Solid surfaces are 1 $\frac{3}{8}$ " thick and feature a flat rim profile, available on square and corner tables

**CONSOLE TABLES**

- Constructed of  $\frac{3}{4}$ " TFL (thermally fused laminate) with a 0.5mm self-edge top panel
- Solid surface models feature TFL vertical panels with 1" thick solid surface tops

**TABLET**

- 1" thick reversed half-bullnose profile laminate with clear-coated exposed plywood core
- Allows for 90° swivel and writing surface of 11.5"W x 22.5"L
- Attached to the frame with a  $\frac{1}{4}$ " steel base plate with machine screws into threaded inserts
- Tablet height is 27 $\frac{1}{2}$ " from floor to top of tablet surface
- Tablet support column is made of steel and always black

**ROCKER**

- Solid Beech runners are attached to a welded and powder coated steel frame

**LOUNGE LEGS**

- 8" tall, 1 $\frac{1}{2}$ " inch diameter steel tube powder coated with adjustable glide
- Tapered wood leg is solid Beech and comes in multiple finish options with adjustable glide
- Ships unattached for installation in the field
- Starter models come with standard legs and ganging legs, add-ons come with ganging legs only, and end models come with standard legs only. Unique hardware kits are shipped for proper attachment

**GLIDES**

- Features 1" adjustable nylon leveling glides
- Soft/non-skid 1" adjustable glides are available for an additional upcharge

**FINISH**

- Features a catalyzed top coat that resists denting, peeling, and reactions to chemicals
- Can be cleaned with a damp cloth
- When specifying Brighton, Natural, and Sonoma finish, variation in color is acceptable due to the nature of wood characteristics

**POWER & USB GROMMET**


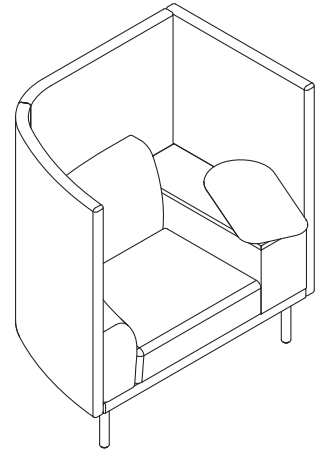
- Power grommet cutout available on lounge nook, desk nook, and laminate console tables
- UL Listed
- Hardwire, plug, and 4-trac solutions available
- Features 1 power outlet and 1 USB A+C combo ports
- Grommet available in black, silver, and white
- Field installable when CUT-G38 is specified
- Tamper resistant and spill proof

**UNDERMOUNT & CONVENIENCE OUTLETS**

- UL Listed
- Undermount grommet features 1 power outlet and 2 USB (A) ports
- Convenience grommet features 2 power outlets
- Only available in black
- Field installable, units can be placed on the underside of any flat surface

**LED LIGHT**

- Available on Desk Nook and field installable when CUT-LT1L (LEFT) or CUT-LT1R (RIGHT) is specified
- UL Listed
- Powered via plug
- Available in silver only
- Features one-touch on/off and flexible neck for user adjustability



## SURFACE MATERIALS

See the Kimball Hospitality Surface Materials Reference Guide at [kimballhospitality.com](http://kimballhospitality.com) for a complete overview of our materials program, including:

- Characteristics of wood
- Special wood finishes
- Customer-specified laminate (CSL)
- Customer-specified paint (CSP)
- Fabric application and colorways
- Customer's own material (COM) process overview
- Alliance program

### ALLIANCE FABRIC PROGRAM

Kimball Hospitality has analyzed each model to most accurately reflect the COM/CDL yardage requirements shown on page 167.

The yardage requirement for each model is based on 54" W fabric and cutting the fabric up the roll.

If repeat is larger than 18", contact Customer Service to confirm the correct amount of yardage required. When ordering 10 or more chairs in the same COM, yardage requirements may be reduced.

Contact Customer Service.

### PRICE GRADES A-R

See Surface Materials at [www.kimballhospitality.com](http://www.kimballhospitality.com) for a wide variety of graded-in fabrics from Arc-Com, Carnegie, CF Stinson, Designtex, Maharam, Mayer, Momentum, and Ultrafabrics.

### FABRIC SAMPLES

If you need samples for presentation(s), contact our alliance partners directly at:

Arc-Com	800.223.5466	<a href="http://arc-com.com">arc-com.com</a>
Carnegie	800.727.6770	<a href="http://carnegiefabrics.com">carnegiefabrics.com</a>
CF Stinson	800.841.6279	<a href="http://cfstinson.com">cfstinson.com</a>
Designtex	800.221.1540	<a href="http://designtex.com">designtex.com</a>
Maharam	800.645.3943	<a href="http://maharam.com">maharam.com</a>
Mayer	800.428.4415	<a href="http://mayerfabrics.com">mayerfabrics.com</a>
Momentum	800.366.6839	<a href="http://memosamples.com">memosamples.com</a>
Ultrafabrics	877.309.6648	<a href="http://ultrafabricsllc.com">ultrafabricsllc.com</a>

## PAINT COLORS - METAL LEG AND PANEL BRACKET

103	Chive*	425	Shadow*
105	Spinach Green**	440	Cloud*
106	Cloud Blue**	450	Fog*
107	Dark Blue**	460	Storm*
111	Apricot Orange**	461	Graphite*
112	Tango Red**	462	Cinder
113	Golden Rod**	463	Iron*
405	Designer White	488	Frosty White*
419	Wallaby*	501	Platinum Metallic
420	Sandstone*	503	Satin Nickel
423	Concrete*		Metallic

\*Extended lead time

\*\*10% list upcharge and four week lead time

- The following paint colors will receive black screws (where applicable) Cinder, Chive, Spinach Green, Dark Blue, Tango Red, Shadow, Graphite, Satin Nickel Metallic, Concrete, and Iron
- The following paint colors will receive silver screws (where applicable) Platinum Metallic, Cloud Blue, Apricot Orange, Golden Rod, Designer White, Wallaby, Sandstone, Cloud, Fog, Storm, and Frosty White

## WOOD LEG FINISH COLORS

WAC	Autumn	WPB	Portobello
WAD	Almond	WPC	Porcini
WBZ	Brazilwood	WPT	Portico
WCI	Chai	WSK	Skyline
WCL	Caramel	WSM	Sonoma
WCW	Cordovan	WTF	Truffle
WDN	Judicial	WWL	Willow
WHN	Honey	W405	Designer White
WIM	Brighton	W462	Cinder
WKN	Kona	W792	Sable
WMC	Amber	W793	Acorn
WMH	Mocha		
WNM	Natural		

## LAMINATE COLORS

### WOODGRAIN LAMINATE

AC2	Autumn 2	MH	Mocha
AD	Almond**	NM	Natural
BZ	Brazilwood	PB	Portobello
CI	Chai	PC	Porcini
CL	Caramel	PT	Portico
CW	Cordovan	SK	Skyline
DW	Judicial	SM	Sonoma
HN2	Honey 2	TF	Truffle
IM	Brighton	WL	Willow
KN	Kona	792	Sable
MC	Amber	793	Acorn*

### SOLID LAMINATE

405	Designer White
419	Wallaby
425	Shadow
440	Cloud
457	Dapple
461	Graphite
462	Cinder
478	Platinum Grey
488	Frosty White
491	Designer White Linear
492	Cinder Linear

\*Acorn is the laminate complement to Clear Walnut finish

\*\*Almond is the leg finish complement to Clear Walnut finish

## GLIDES

STD	Standard
C66	Soft (add \$37 list)

## SOLID SURFACE TOP OPTIONS

7101	Bisque (Grade A)
7201	Glacier White (Grade A)
7202	Canyon (Grade B)
7203	Designer White (Grade B)
7204	Silt (Grade B)
7301	Concrete (Grade C)
7302	Deep Night Sky (Grade C)
7303	Deep Nocturne (Grade C)

## GALLERY LAMINATE

Grade 1 – 5% upcharge	
G1001	Citadel
G1011	Pepperdust

Grade 2 – 6% upcharge	
G1002	Planked Raw Oak
G1003	Evening Notte
G1004	Kirsche
G1005	Midnight Run
G1006	Sepia Walnut
G1007	Serotina
G1008	Timeless
G1009	White Nebbia
G1012	Phantom Ecru

See page 20 for Gallery program details and upcharges

## LED LIGHT CUTOUT OPTIONS - DESK NOOK

(\$30 list upcharge per location)

CUT-LT1L	Light Cutout, Left
CUT-LT1R	Light Cutout, Right
X	No Light

Lights sold separately; reference page 163 for model number and pricing

## POWER/USB GROMMET CUTOUT OPTIONS

(\$30 list upcharge per location)

CUT-G38C	G38 Cutout
X	No Grommet

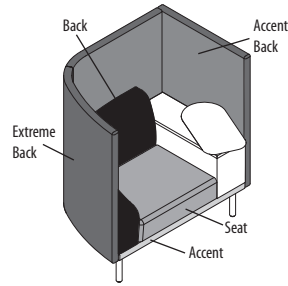
Grommets sold separately; reference page 162 for model numbers and pricing

## TO ORDER CONTRASTING FABRIC, SPECIFY

### EKLUND

#### Freestanding Lounge with Privacy pages 149-152 Modular Lounge with Privacy page 156

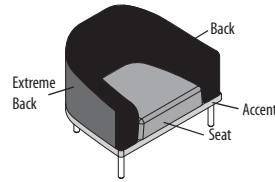
1. Model Number plus "X"
2. Back Fabric Grade Number/Cover Number
3. Back Accent Fabric Grade Number/Cover Number
4. Extreme Back Fabric Grade Number/Cover Number
5. Seat Fabric Grade Number/Cover Number
6. Accent Fabric Grade Number/Cover Number
7. Grommet (when applicable)
8. Tablet Arm Laminate (when applicable)
9. Laminate Color (when applicable)
10. Panel Bracket Paint (when applicable)
11. Leg Material/Finish
12. Glides



Lounge Nook Contrasting Upholstery

#### Freestanding Lounge without Privacy pages 147-148 Modular Lounge without Privacy page 153

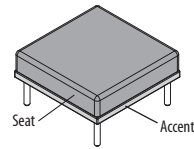
1. Model Number plus "X"
2. Back Fabric Grade Number/Cover Number
3. Extreme Back Fabric Grade Number/Cover Number
4. Seat Fabric Grade Number/Cover Number
5. Accent Fabric Grade Number/Cover Number
6. Leg Material/Finish
7. Glides



Lounge Contrasting Upholstery

#### Freestanding Bench page 150 Modular Bench page 154

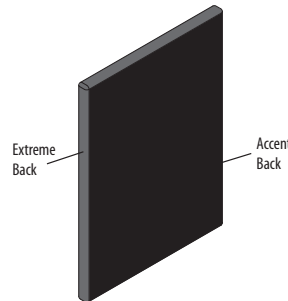
1. Model Number plus "X"
2. Seat Fabric Grade Number/Cover Number
3. Accent Fabric Grade Number/Cover Number
4. Leg Material/Finish
5. Glides



Bench Contrasting Upholstery

#### Desk Nook and Curved Extension Panel page 152 Spanner and Extension Panels page 157

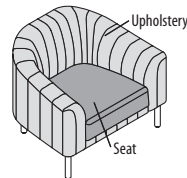
1. Model Number plus "X"
2. Extreme Back Fabric Grade Number/Cover Number
3. Back Accent Fabric Grade Number/Cover Number
4. Leg Material/Finish (when applicable)
5. Glides



Spanner Panel Contrasting Upholstery

#### Tufted Models pages 147-148, 151

1. Model Number plus "X"
2. Upholstery Fabric Grade Number/Cover Number
3. Seat Fabric Grade Number/Cover Number
4. Leg Material/Finish
5. Glides



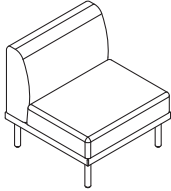
Tufted Contrasting Upholstery

**TO ORDER, SPECIFY:**

1. Model Number
2. Fabric Grade / Cover Number
3. Leg Material / Finish
4. Glide

• See page 145 for Eklund options  
 See pages 167-169 for COM fabric yardage

**FREESTANDING SINGLE SEAT ARMLESS**



Single Seat Armless

**MODEL NO.**

**ALLIANCE PROGRAM PRICE GRADES**


		ALLIANCE PROGRAM PRICE GRADES									
		A	B	C	D	E	F	G	H	I	
		J	K	L	M	N	O	P	Q	R	
N86LF1M	Single Seat, Armless	\$ 2748	2853	2937	3023	3119	3221	3305	3410	3516	
		3621	3785	4117	4322	4431	4540	4645	4754	4857	
N86LF1MT	Single Seat, Armless, Tufted	3957	4225	4435	4654	4897	5156	5367	5634	5901	
		6169	6582	7424	7943	8218	8493	8761	9036	9295	

**DIMENSIONS**

Width	29	Seat Width	29	Back Width	29	Weight	65
Depth	29	Seat Depth	22¼	Back Height	14½	Cubic Ft.	15.9
Height	30	Seat Height	16¼				

- Legs shipped unattached for installment in the field
- Contrasting fabric option – specify X (i.e., N86LF1MX); see page 146. For list pricing, use your electronic specification tool or contact customer service

**FREESTANDING SINGLE SEAT WITH ARMS**



Tufted Single Seat Arms

		A	B	C	D	E	F	G	H	I
		J	K	L	M	N	O	P	Q	R
N86LF1A	Single Seat, Arms	\$ 3083	3202	3296	3393	3501	3616	3710	3829	3947
		4066	4250	4624	4855	4977	5099	5218	5341	5456
N86LF1AT	Single Seat, Arms, Tufted	4984	5332	5606	5891	6208	6545	6819	7168	7516
		7864	8402	9499	10174	10533	10892	11240	11599	11936

**DIMENSIONS**

Width	38½	Seat Width	24¼	Arm Height	24¼	Back Width	19	Weight	83
Depth	30¼	Seat Depth	20¼	Arm Width	7	Back Height	13¾	Cubic Ft.	20.7
Height	30	Seat Height	16¼						

- Legs shipped unattached for installment in the field
- Contrasting fabric option – specify X (i.e., N86LF1AX); see page 146. For list pricing, use your electronic specification tool or contact customer service

# EKLUND


## TO ORDER, SPECIFY:

1. Model Number
2. Fabric Grade / Cover Number
3. Leg Material / Finish
4. Glide

• See page 145 for Eklund options

See pages 167-169 for COM fabric yardage

### FREESTANDING TWO SEAT



Two Seat

### MODEL NO.

### ALLIANCE PROGRAM PRICE GRADES

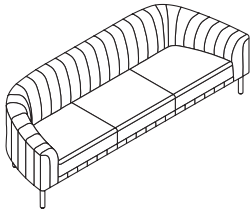
			A	B	C	D	E	F	G	H	I
			J	K	L	M	N	O	P	Q	R
N86LF2A	Two Seat	\$	4426	4597	4733	4873	5029	5195	5331	5502	5674
			5845	6111	6651	6984	7161	7338	7509	7686	7853
N86LF2AT	Two Seat, Tufted		6438	6805	7093	7393	7726	8081	8370	8736	9102
			9469	10035	11189	11900	12277	12654	13021	13398	13753

### DIMENSIONS

Width	68	Seat Width	54½	Arm Height	24¼	Back Width	38¼	Weight	150
Depth	30	Seat Depth	20¾	Arm Width	7	Back Height	14½	Cubic Ft.	36.0
Height	30	Seat Height	16½						

- Legs shipped unattached for installment in the field
- Contrasting fabric option – specify X (i.e., N86LF2AX); see page 146. For list pricing, use your electronic specification tool or contact customer service

### FREESTANDING THREE SEAT



Tufted Three Seat

			A	B	C	D	E	F	G	H	I
			J	K	L	M	N	O	P	Q	R
N86LF3A	Three Seat	\$	5816	6070	6270	6478	6709	6955	7156	7410	7664
			7918	8311	9111	9604	9866	10128	10382	10644	10890
N86LF3AT	Three Seat, Tufted		8306	8880	9332	9802	10324	10881	11333	11907	12482
			13056	13943	15753	16866	17458	18050	18624	19215	19772

### DIMENSIONS

Width	94¼	Seat Width	81	Arm Height	24¼	Back Width	65	Weight	175
Depth	30	Seat Depth	20¾	Arm Width	7	Back Height	14½	Cubic Ft.	49.1
Height	30	Seat Height	16½						

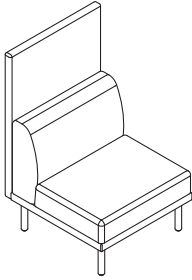
- Legs shipped unattached for installment in the field
- Contrasting fabric option – specify X (i.e., N86LF3AX); see page 146. For list pricing, use your electronic specification tool or contact customer service

**TO ORDER, SPECIFY:**

1. Model Number
2. Fabric Grade / Cover Number
3. Leg Material / Finish
4. Glide

• See page 145 for Eklund options  
 See pages 167-169 for COM fabric yardage

**FREESTANDING  
 SINGLE SEAT  
 ARMLESS  
 WITH PRIVACY**



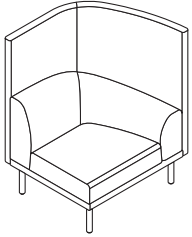
MODEL NO.			ALLIANCE PROGRAM PRICE GRADES									
			A	B	C	D	E	F	G	H	I	
			J	K	L	M	N	O	P	Q	R	
N86LF1MP	Single Seat, Armless	\$	3442	3627	3773	3924	4092	4271	4417	4602	4786	
			4971	5257	5839	6198	6388	6578	6763	6954	7133	

**DIMENSIONS**

Width	29	Seat Width	29	Back Width	29	Weight	85
Depth	32	Seat Depth	22¼	Back Height	14¼	Cubic Ft.	27.8
Height	48	Seat Height	16¼				

- Legs shipped unattached for installment in the field
- Contrasting fabric option – specify X (i.e., N86LF1MPX); see page 146. For list pricing, use your electronic specification tool or contact customer service

**FREESTANDING  
 SINGLE SEAT WITH  
 ARM AND PRIVACY**



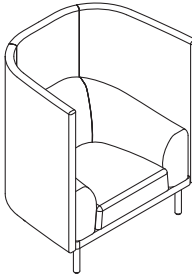
MODEL NO.			A	B	C	D	E	F	G	H	I
			J	K	L	M	N	O	P	Q	R
			N86LF1RP	Single Seat, Right Arm	\$	3763	3990	4170	4356	4563	4784
			5646	5998	6716	7157	7392	7627	7854	8089	8310
N86LF1LP	Single Seat, Left Arm		3763	3990	4170	4356	4563	4784	4963	5191	5419
			5646	5998	6716	7157	7392	7627	7854	8089	8310

**DIMENSIONS**

Width	34½	Seat Width	27¼	Arm Height	24¼	Back Width	21½	Weight	83
Depth	30	Seat Depth	20¾	Arm Width	7	Back Height	14¾	Cubic Ft.	18.5
Height	30	Seat Height	16¼						

- Legs shipped unattached for installment in the field
- For configuring a single booth, use with model N86PVST3636L or N86PVSVT3636L on page 158
- Contrasting fabric option – specify X (i.e., N86LF1RPX); see page 146. For list pricing, use your electronic specification tool or contact customer service

**FREESTANDING  
 SINGLE SEAT ARMS  
 WITH PRIVACY**



MODEL NO.			A	B	C	D	E	F	G	H	I
			J	K	L	M	N	O	P	Q	R
			N86LF1AP	Single Seat, Arms	\$	4269	4576	4818	5069	5348	5646
			6808	7282	8250	8845	9161	9477	9784	10100	10398

**DIMENSIONS**

Width	43	Seat Width	24¾	Arm Height	24¼	Back Width	19	Weight	103
Depth	32	Seat Depth	20¾	Arm Width	7	Back Height	13¾	Cubic Ft.	39.7
Height	48	Seat Height	16¼						

- Legs shipped unattached for installment in the field
- Contrasting fabric option – specify X (i.e., N86LF1APX); see page 146. For list pricing, use your electronic specification tool or contact customer service

# EKLUND

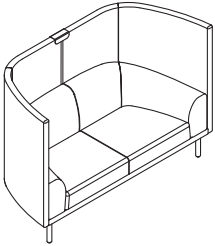
## TO ORDER, SPECIFY:

1. Model Number
2. Fabric Grade / Cover Number
3. Panel Bracket Paint Color (if applicable)
4. Leg Material / Finish
5. Glide

• See page 145 for Eklund options

See pages 167-169 for COM fabric yardage

### FREESTANDING TWO SEAT WITH PRIVACY



#### MODEL NO.

#### ALLIANCE PROGRAM PRICE GRADES

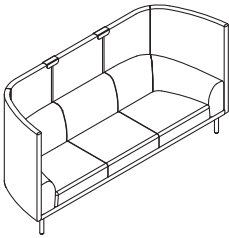
			A	B	C	D	E	F	G	H	I
			J	K	L	M	N	O	P	Q	R
N86LF2AP	Two Seat	\$	5954	6370	6698	7038	7416	7819	8147	8563	8978
			9394	10037	11347	12154	12582	13010	13426	13855	14258

#### DIMENSIONS

Width	73	Seat Width	54½	Arm Height	24¼	Back Width	38¼	Weight	170
Depth	32	Seat Depth	20¼	Arm Width	7	Back Height	14½	Cubic Ft.	66.5
Height	48	Seat Height	16½						

- Please specify panel bracket paint color
- Legs shipped unattached for installment in the field
- Contrasting fabric option – specify X (i.e., N86LF2APX); see page 146. For list pricing, use your electronic specification tool or contact customer service

### FREESTANDING THREE SEAT WITH PRIVACY



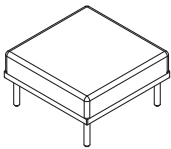
			A	B	C	D	E	F	G	H	I
			J	K	L	M	N	O	P	Q	R
N86LF3AP	Three Seat	\$	7950	8511	8953	9412	9922	10466	10908	11469	12030
			12591	13458	15226	16314	16892	17470	18031	18609	19153

#### DIMENSIONS

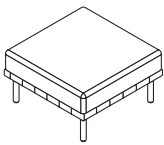
Width	99½	Seat Width	81	Arm Height	24¼	Back Width	65	Weight	195
Depth	32	Seat Depth	20¼	Arm Width	7	Back Height	14½	Cubic Ft.	90.6
Height	48	Seat Height	16½						

- Please specify panel bracket paint color
- Legs shipped unattached for installment in the field
- Contrasting fabric option – specify X (i.e., N86LF3APX); see page 146. For list pricing, use your electronic specification tool or contact customer service

### FREESTANDING BENCH



Center Bench



Tufted Center Bench

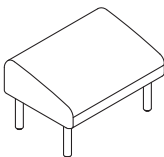
			A	B	C	D	E	F	G	H	I
			J	K	L	M	N	O	P	Q	R
N86BF1C	Center, Freestanding	\$	1882	1958	2018	2080	2149	2223	2282	2358	2434
			2510	2627	2867	3014	3092	3170	3246	3324	3398
N86BF1CT	Center, Freestanding, Tufted		2733	2823	2895	2969	3052	3140	3211	3302	3393
			3483	3624	3910	4086	4179	4273	4363	4457	4545

#### DIMENSIONS

Width	30¼	Weight	44
Depth	30	Cubic Ft.	9.6
Height	16¼		

- Legs shipped unattached for installment in the field
- Contrasting fabric option – specify X (i.e., N86BF1CX); see page 146. For list pricing, use your electronic specification tool or contact customer service

### OTTOMAN



			A	B	C	D	E	F	G	H	I
			J	K	L	M	N	O	P	Q	R
N86D1	Ottoman	\$	1435	1468	1494	1521	1551	1583	1609	1642	1675
			1708	1759	1863	1927	1961	1995	2028	2062	2094

#### DIMENSIONS

Width	26¼	Weight	25
Depth	18¼	Cubic Ft.	5.9
Height	16		

- Legs shipped unattached for installment in the field
- Contrasting fabric option – specify X (i.e., N86D1X); see page 146. For list pricing, use your electronic specification tool or contact customer service

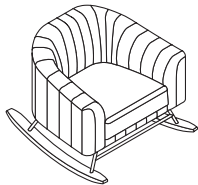


**TO ORDER, SPECIFY:**

1. Model Number
2. Fabric Grade / Cover Number
3. Metal Paint
4. Wood Finish

• See page 145 for Eklund options  
 See pages 167-169 for COM fabric yardage

**ROCKER**



Tufted Rocker

**MODEL NO.**

**ALLIANCE PROGRAM PRICE GRADES**

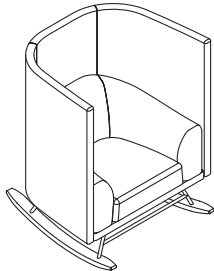
				A	B	C	D	E	F	G	H	I
				J	K	L	M	N	O	P	Q	R
N86RK1A	Rocker	\$		4339	4458	4552	4649	4757	4872	4966	5085	5203
				5322	5506	5880	6111	6233	6355	6474	6597	6712
N86RK1AT	Rocker, Tufted			6154	6502	6776	7061	7378	7715	7989	8338	8686
				9034	9572	10669	11344	11703	12062	12410	12769	13106

**DIMENSIONS**

Width	38½	Seat Width	24¾	Arm Height	24¾	Back Width	19	Weight	146
Depth	39¾	Seat Depth	20¾	Arm Width	7	Back Height	14½	Cubic Ft.	29.7
Height	30	Seat Height	16¾						

- Shipped fully assembled
- Contrasting fabric option – specify X (i.e., N86RK1AX); see page 146. For list pricing, use your electronic specification tool or contact customer service

**ROCKER WITH PRIVACY**



				A	B	C	D	E	F	G	H	I
				J	K	L	M	N	O	P	Q	R
N86RK1AP	Rocker	\$		5525	5832	6074	6325	6604	6902	7143	7450	7757
				8064	8538	9506	10101	10417	10733	11040	11356	11654

**DIMENSIONS**

Width	43	Seat Width	24¾	Arm Height	24¾	Back Width	19	Weight	156
Depth	30¾	Seat Depth	20¾	Arm Width	7	Back Height	14½	Cubic Ft.	52.0
Height	48	Seat Height	16¾						

- Shipped fully assembled
- Contrasting fabric option – specify X (i.e., N86RK1APX); see page 146. For list pricing, use your electronic specification tool or contact customer service

# EKLUND

## LOUNGE NOOK TO ORDER, SPECIFY:

1. Model Number
2. Fabric Grade / Cover Number
3. Grommet
4. Tablet Arm Laminate Color
5. Console Laminate Color
6. Leg Material / Finish
7. Glide

## DESK NOOK TO ORDER, SPECIFY:

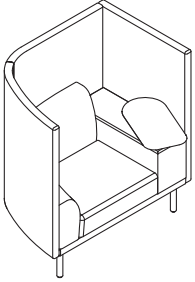
1. Model Number
2. Fabric Grade / Cover Number
3. Grommet
4. Light
5. Worksurface Laminate Color
6. Glide

## CURVED EXTENSION TO ORDER, SPECIFY:

1. Model Number
2. Fabric Grade / Cover Number
3. Panel Bracket Paint Color
4. Glide

• See page 145 for Eklund options  
See pages 167-169 for COM fabric yardage

## FREESTANDING LOUNGE NOOK



Left Nook

## MODEL NO.

## ALLIANCE PROGRAM PRICE GRADES


			A	B	C	D	E	F	G	H	I
			J	K	L	M	N	O	P	Q	R
N86PD1TLP	Lounge Nook, Left	\$	5787	6101	6348	6604	6889	7193	7440	7754	8067
			8381	8865	9853	10461	10784	11107	11421	11744	12048
N86PD1TRP	Lounge Nook, Right		5787	6101	6348	6604	6889	7193	7440	7754	8067
			8381	8865	9853	10461	10784	11107	11421	11744	12048

## DIMENSIONS

Width	49 $\frac{3}{4}$	Seat Width	27 $\frac{3}{4}$	Arm Height	24 $\frac{1}{2}$	Back Width	20 $\frac{1}{4}$	Console Width	10	Weight	100
Depth	32	Seat Depth	20 $\frac{3}{4}$	Arm Width	7	Back Height	14 $\frac{1}{2}$	Console Height	20 $\frac{3}{4}$	Cubic Ft.	44.5
Height	48	Seat Height	16 $\frac{1}{4}$					Tablet Surface Height	27 $\frac{1}{4}$		

- Legs shipped unattached for installation in the field
- Grommet cutout option CUT-G38C is available on all models. For grommet location, see line art for Console Tables on page 160
- Contrasting fabric option – specify X (i.e., N86PD1TLPX); see page 146. For list pricing, use your electronic specification tool or contact customer service

## FREESTANDING DESK NOOK



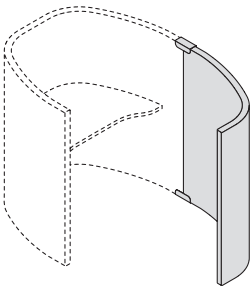
			A	B	C	D	E	F	G	H	I
			J	K	L	M	N	O	P	Q	R
N86NK1PL	Desk Nook, Laminate	\$	5450	5776	6034	6301	6598	6915	7172	7499	7826
			8152	8657	9687	10320	10657	10994	11320	11657	11974

## DIMENSIONS

Width	49 $\frac{1}{16}$	Desk Width	44 $\frac{1}{16}$	Weight	141
Depth	38 $\frac{3}{16}$	Desk Depth	28	Cubic Ft.	70.3
Height	54	Desk Height	29		

- Power cutout CUT-G38 available in worksurface. See options page 145
- Light cutout, CUT-LT1L for left-hand and CUT-LT1R for right-hand, available in worksurface. See options page 145
- Built in wire manager is standard, additional wire management recommended for use when combining power grommet and LED light. See page 163
- When combining power grommet and LED light, also specify the convenience outlet on page 162 for a single plug solution
- Adjustable leveling glides support privacy panel structure
- Contrasting fabric option – specify X (i.e., N86NK1PLX); see page 146. For list pricing, use your electronic specification tool or contact customer service

## CURVED EXTENSION PANEL



Right Extension Panel

			A	B	C	D	E	F	G	H	I
			J	K	L	M	N	O	P	Q	R
N86PVECR	Curved Panel, Right	\$	2596	2757	2885	3017	3164	3321	3448	3610	3772
			3933	4183	4693	5006	5173	5340	5501	5668	5825
N86PVECL	Curved Panel, Left		2596	2757	2885	3017	3164	3321	3448	3610	3772
			3933	4183	4693	5006	5173	5340	5501	5668	5825

## DIMENSIONS

Width	24 $\frac{11}{16}$	Weight	63
Depth	38 $\frac{3}{16}$	Cubic Ft.	24.4
Height	54		

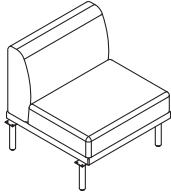
- For use with desk nook, hardware included for field installation
- Adjustable leveling glides support privacy panel structure
- Contrasting fabric option – specify X (i.e., N86PVECRX); see page 146. For list pricing, use your electronic specification tool or contact customer service

**TO ORDER, SPECIFY:**

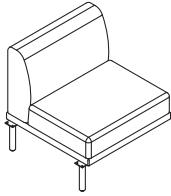
1. Model Number
2. Fabric Grade / Cover Number
3. Leg Material / Finish
4. Glide

• See page 145 for Eklund options  
 See pages 167-169 for COM fabric yardage

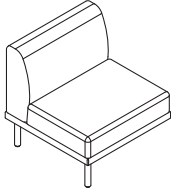
**MODULAR SINGLE SEAT ARMLESS**



Armless, Starter



Armless, Add-on



Armless, End

**MODEL NO.**

**ALLIANCE PROGRAM PRICE GRADES**

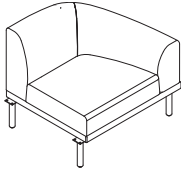
			A	B	C	D	E	F	G	H	I
			J	K	L	M	N	O	P	Q	R
N86LS1M	Armless, Starter	\$	2559	2664	2748	2834	2930	3032	3116	3221	3327
			3432	3596	3928	4133	4242	4351	4456	4565	4668
N86LA1M	Armless, Add-On		2434	2539	2623	2709	2805	2907	2991	3096	3202
			3307	3471	3803	4008	4117	4226	4331	4440	4543
N86LE1M	Armless, End		2434	2539	2623	2709	2805	2907	2991	3096	3202
			3307	3471	3803	4008	4117	4226	4331	4440	4543

**DIMENSIONS**

Width	29	Seat Width	29	Back Width	29	Weight	65
Depth	29	Seat Depth	22¼	Back Height	14½	Cubic Ft.	15.9
Height	30	Seat Height	16¼				

- When using ganging models, a "Starter" model must be used at the start of a run and an "End" model to end the run. "Add-on" models are used between the starter and end to add additional seats
- Ganging hardware is integrated within the leg design, shipped unattached
- Contrasting fabric option – specify X (i.e., N86LS1MX); see page 146. For list pricing, use your electronic specification tool or contact customer service

**MODULAR SINGLE SEAT WITH ARM**



Left Arm Starter

			A	B	C	D	E	F	G	H	I
			J	K	L	M	N	O	P	Q	R
N86LS1R	Right Arm, Starter	\$	2799	2898	2976	3057	3147	3243	3321	3420	3519
			3618	3771	4083	4275	4377	4479	4578	4680	4776
N86LE1R	Right Arm, End		2674	2773	2851	2932	3022	3118	3196	3295	3394
			3493	3646	3958	4150	4252	4354	4453	4555	4651
N86LS1L	Left Arm, Starter		2799	2898	2976	3057	3147	3243	3321	3420	3519
			3618	3771	4083	4275	4377	4479	4578	4680	4776
N86LE1L	Left Arm, End		2674	2773	2851	2932	3022	3118	3196	3295	3394
			3493	3646	3958	4150	4252	4354	4453	4555	4651

**DIMENSIONS**

Width	34½	Seat Width	27¼	Arm Height	24¼	Back Width	21½	Weight	83
Depth	30	Seat Depth	20¼	Arm Width	7	Back Height	14½	Cubic Ft.	18.5
Height	30	Seat Height	16¼						

- Ganging hardware is integrated within the leg design, shipped unattached
- Contrasting fabric option – specify X (i.e., N86LS1RX); see page 146. For list pricing, use your electronic specification tool or contact customer service

# EKLUND


## TO ORDER, SPECIFY:

1. Model Number
2. Fabric Grade / Cover Number
3. Leg Material / Finish
4. Glide

• See page 145 for Eklund options

See pages 167-169 for COM fabric yardage

### MODULAR CORNER



Corner Starter

### MODEL NO.

### ALLIANCE PROGRAM PRICE GRADES

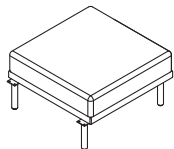
			A	B	C	D	E	F	G	H	I
			J	K	L	M	N	O	P	Q	R
N86LSCNM	Corner, Starter	\$	3372	3514	3626	3742	3871	4009	4120	4262	4404
			4546	4765	5213	5488	5634	5780	5922	6068	6206
N86LACNM	Corner, Add-On		3246	3388	3500	3616	3745	3883	3994	4136	4278
			4420	4639	5087	5362	5508	5654	5796	5942	6080
N86LECNM	Corner, End		3246	3388	3500	3616	3745	3883	3994	4136	4278
			4420	4639	5087	5362	5508	5654	5796	5942	6080

### DIMENSIONS

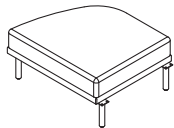
Width	66	Seat Width	56½	Back Width	56½	Weight	130
Depth	34½	Seat Depth	27¼	Back Height	14½	Cubic Ft.	39.5
Height	30	Seat Height	16¼				

- Ganging hardware is integrated within the leg design, shipped unattached
- Contrasting fabric option – specify X (i.e., N86LSCNMX); see page 146. For list pricing, use your electronic specification tool or contact customer service

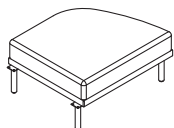
### MODULAR BENCH



Center, Starter



Right, Starter



Left, Starter

			A	B	C	D	E	F	G	H	I
			J	K	L	M	N	O	P	Q	R
N86BS1C	Center, Starter	\$	1757	1833	1893	1955	2024	2098	2157	2233	2309
			2385	2502	2742	2889	2967	3045	3121	3199	3273
N86BA1C	Center, Add-On		1631	1707	1767	1829	1898	1972	2031	2107	2183
			2259	2376	2616	2763	2841	2919	2995	3073	3147
N86BE1C	Center, End		1631	1707	1767	1829	1898	1972	2031	2107	2183
			2259	2376	2616	2763	2841	2919	2995	3073	3147
N86BS1R	Right, Starter		1746	1816	1870	1927	1990	2057	2112	2181	2250
			2320	2427	2645	2780	2851	2922	2992	3063	3130
N86BE1R	Right, End		1620	1690	1744	1801	1864	1931	1986	2055	2124
			2194	2301	2519	2654	2725	2796	2866	2937	3004
N86BS1L	Left, Starter		1746	1816	1870	1927	1990	2057	2112	2181	2250
			2320	2427	2645	2780	2851	2922	2992	3063	3130
N86BE1L	Left, End		1620	1690	1744	1801	1864	1931	1986	2055	2124
			2194	2301	2519	2654	2725	2796	2866	2937	3004

### DIMENSIONS

Width - Center	30¼	Width - Left/Right	35½	Weight	44
Depth - Center	30	Depth - Left/Right	30	Cubic Ft. - Center	11
Height - Center	16¼	Height - Left/Right	16¼	Cubic Ft. - Left/Right	9.6

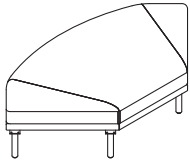
- Ganging hardware is integrated within the leg design, shipped unattached
- Contrasting fabric option – specify X (i.e., N86BS1CX); see page 146. For list pricing, use your electronic specification tool or contact customer service

**TO ORDER, SPECIFY:**

1. Model Number
2. Fabric Grade / Cover Number
3. Leg Material / Finish
4. Glide

• See page 145 for Eklund options  
 See pages 167-169 for COM fabric yardage

**MODULAR CORNER BENCH**



Corner Starter

**MODEL NO.**

**ALLIANCE PROGRAM PRICE GRADES**

			A	B	C	D	E	F	G	H	I
			J	K	L	M	N	O	P	Q	R
N86BSCN	Corner, Starter	\$	2391	2470	2532	2597	2669	2746	2808	2887	2967
			3046	3168	3418	3571	3653	3735	3814	3895	3972
N86BACN	Corner, Add-On		2264	2343	2405	2470	2542	2619	2681	2760	2840
			2919	3041	3291	3444	3526	3608	3687	3768	3845
N86BECN	Corner, End		2264	2343	2405	2470	2542	2619	2681	2760	2840
			2919	3041	3291	3444	3526	3608	3687	3768	3845

**DIMENSIONS**

Width	67½	Weight	80
Depth	35¼	Cubic Ft.	22.4
Height	16¼		

- Ganging hardware is integrated within the leg design, shipped unattached
- Contrasting fabric option – specify X (i.e., N86BSCNX); see page 146. For list pricing, use your electronic specification tool or contact customer service

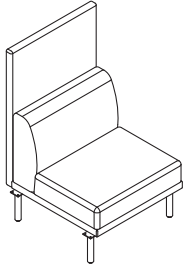
# EKLUND

## TO ORDER, SPECIFY:

1. Model Number
2. Fabric Grade / Cover Number
3. Panel Bracket Paint
4. Leg Material / Finish
5. Glide

• See page 145 for Eklund options  
See pages 167-169 for COM fabric yardage

### MODULAR SINGLE SEAT WITH PRIVACY



Armless Starter

### MODEL NO.

### ALLIANCE PROGRAM PRICE GRADES

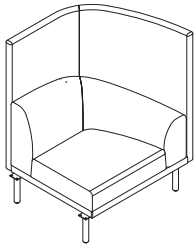
			A	B	C	D	E	F	G	H	I
			J	K	L	M	N	O	P	Q	R
N86LS1MP	Armless, Starter	\$	3316	3501	3647	3798	3966	4145	4291	4476	4660
			4845	5131	5713	6072	6262	6452	6637	6828	7007
N86LA1MP	Armless, Add-On		3191	3376	3522	3673	3841	4020	4166	4351	4535
			4720	5006	5588	5947	6137	6327	6512	6703	6882
N86LE1MP	Armless, End		3191	3376	3522	3673	3841	4020	4166	4351	4535
			4720	5006	5588	5947	6137	6327	6512	6703	6882

### DIMENSIONS

Width	29	Seat Width	29	Back Width	29	Weight	85
Depth	32	Seat Depth	22½	Back Height	14½	Cubic Ft.	27.8
Height	48	Seat Height	16¼				

- Ganging hardware is integrated within the leg design, shipped unattached
- Contrasting fabric option – specify X (i.e., N86LS1MPX); see page 146. For list pricing, use your electronic specification tool or contact customer service

### MODULAR SINGLE SEAT WITH ARM AND PRIVACY



Left Arm Starter

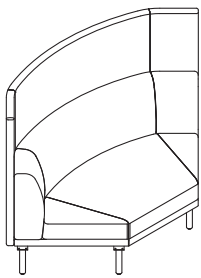
			A	B	C	D	E	F	G	H	I
			J	K	L	M	N	O	P	Q	R
N86LS1RP	Right Arm, Starter	\$	3638	3865	4045	4231	4438	4659	4838	5066	5294
			5521	5873	6591	7032	7267	7502	7729	7964	8185
N86LE1RP	Right Arm, End		3513	3740	3920	4106	4313	4534	4713	4941	5169
			5396	5748	6466	6907	7142	7377	7604	7839	8060
N86LS1LP	Left Arm, Starter		3638	3865	4045	4231	4438	4659	4838	5066	5294
			5521	5873	6591	7032	7267	7502	7729	7964	8185
N86LE1LP	Left Arm, End		3513	3740	3920	4106	4313	4534	4713	4941	5169
			5396	5748	6466	6907	7142	7377	7604	7839	8060

### DIMENSIONS

Width	37	Seat Width	27¼	Arm Height	24¼	Back Width	21½	Weight	103
Depth	32	Seat Depth	20¼	Arm Width	7	Back Height	14¼	Cubic Ft.	34.2
Height	48	Seat Height	16¼						

- Ganging hardware is integrated within the leg design, shipped unattached
- Contrasting fabric option – specify X (i.e., N86LS1RPX); see page 146. For list pricing, use your electronic specification tool or contact customer service

### MODULAR CORNER WITH PRIVACY



Corner Starter

			A	B	C	D	E	F	G	H	I
			J	K	L	M	N	O	P	Q	R
N86LSCNMP	Corner, Starter	\$	4680	4931	5129	5334	5562	5805	6003	6254	6504
			6755	7143	7933	8420	8678	8936	9187	9446	9689
N86LACNMP	Corner, Add-On		4555	4806	5004	5209	5437	5680	5878	6129	6379
			6630	7018	7808	8295	8553	8811	9062	9321	9564
N86LECNMP	Corner, End		4555	4806	5004	5209	5437	5680	5878	6129	6379
			6630	7018	7808	8295	8553	8811	9062	9321	9564

### DIMENSIONS

Width	69½	Seat Width	56½	Back Width	56½	Weight	130
Depth	37	Seat Depth	27¼	Back Height	14½	Cubic Ft.	79.8
Height	48	Seat Height	16¼				

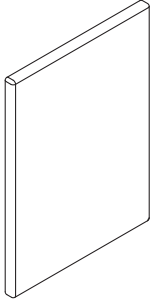
- Ganging hardware is integrated within the leg design, shipped unattached
- Contrasting fabric option – specify X (i.e., N86LSCNMPX); see page 146. For list pricing, use your electronic specification tool or contact customer service

**TO ORDER, SPECIFY:**

1. Model Number
2. Fabric Grade / Cover Number
3. Panel Bracket Paint Color
4. Leg Material / Finish (if applicable)
5. Glide (if applicable)

• See page 145 for Eklund options  
 See pages 167-169 for COM fabric yardage

**MODULAR PRIVACY PANEL**



**MODEL NO.**

**ALLIANCE PROGRAM PRICE GRADES**

		A	B	C	D	E	F	G	H	I
		J	K	L	M	N	O	P	Q	R
N86PVS	Spanner Panel	\$ 1140	1223	1288	1355	1430	1510	1575	1658	1740
		1823	1950	2210	2370	2455	2540	2623	2708	2788
N86PVE	Extension Panel	1265	1348	1413	1480	1555	1635	1700	1783	1865
		1948	2075	2335	2495	2580	2665	2748	2833	2913

**DIMENSIONS**

Width	29	Weight	45
Depth	2½	Cubic Ft.	2.9
Height - Spanner	40		
Height - Extension	48		

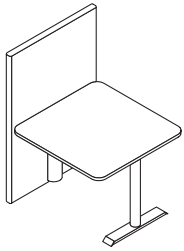
- Spanner panels are supported by the privacy panels of lounge units on either side with four panel connection brackets, installed in field
- Extension panels are supported by the privacy panel of an adjacent lounge model on one side and an included leg on the free end
- Spanner and Extension panels cannot be attached to each other in any variation
- Due to spanner and extension panel attachment, they cannot be added onto lounge units without privacy, or onto benches or tables
- Panels extend the privacy panels of privacy lounge units, therefore, cannot be used on the end of a unit (perpendicular to existing privacy)
- Contrasting fabric option – specify X (i.e., N86PVEX); see page 146. For list pricing, use your electronic specification tool or contact customer service

**TO ORDER, SPECIFY:**

1. Model Number
2. Fabric Grade / Cover Number
3. Panel Bracket Paint Color
4. Leg Color
5. Laminate Color
6. Grommet
7. Glide

• See page 145 for Eklund options  
See pages 167-169 for COM fabric yardage

**PRIVACY PANEL WITH TABLE**



**MODEL NO.**

**ALLIANCE PROGRAM PRICE GRADES**

		A	B	C	D	E	F	G	H	I
		J	K	L	M	N	O	P	Q	R
N86PVST3636L	36" x 36", Laminate	\$ 2714	2821	2905	2993	3091	3195	3279	3386	3494
		3601	3767	4105	4313	4423	4534	4641	4751	4855
N86PVST3666L	36" x 66", Laminate	3065	3172	3256	3344	3442	3546	3630	3737	3845
		3952	4118	4456	4664	4774	4885	4992	5102	5206

**DIMENSIONS**

Width	36	Table Width	36
Single Seat Depth	38¾	Table Height	27¼
Two Seat Depth	68		
Height	53¾		

**SINGLE SEAT**

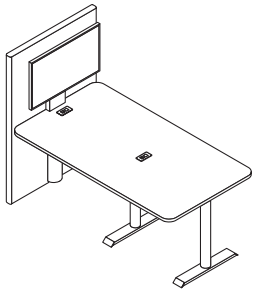
Weight	118
Cubic Ft.	10

**TWO SEAT**

Weight	183
Cubic Ft.	12

- Spanner panels are supported by the privacy panels of adjacent lounge units. Note: Once installed in field, attachment brackets are present on panels of adjacent lounge units
- Laminate worksurface requires field installation
- When grommet cutout CUT-G38 is specified, a 36" unit always receives one cutout and a 66" unit always receives two cutouts
- Electrical kit NACEL4KTB5 and a 4-trac power infeed should be specified to power a 66" unit with grommets
- The free end of spanner panel tables are supported by a cylinder base and foot with adjustable glides. Available in all metal colors
- Contrasting fabric option – specify X (i.e., N86PVST3636LX); see page 146. For list pricing, use your electronic specification tool or contact customer service

**PRIVACY PANEL WITH MEDIA AND TABLE**



		A	B	C	D	E	F	G	H	I
		J	K	L	M	N	O	P	Q	R
N86PVSVT3636L	36" x 36", Laminate	\$ 3087	3194	3278	3366	3464	3568	3652	3759	3867
		3974	4140	4478	4686	4796	4907	5014	5124	5228
N86PVSVT3666L	36" x 66", Laminate	3436	3543	3627	3715	3813	3917	4001	4108	4216
		4323	4489	4827	5035	5145	5256	5363	5473	5577

**DIMENSIONS**

Width	36	Table Width	36
Two Seat Depth	38¾	Table Height	27¼
Three Seat Depth	68		
Height	53¾		

**SINGLE SEAT**

Weight	143
Cubic Ft.	12

**TWO SEAT**

Weight	208
Cubic Ft.	14

- Spanner panels are supported by the privacy panels of adjacent lounge units. Note: Once installed in field, attachment brackets are present on panels of adjacent lounge units
- Included TV Mount has a 100 lb. weight limit once installed and is shipped separately for field installation
- When grommet cutout CUT-G38 is specified, a 36" unit always receives one cutout 4" from the panel and a 66" unit always receives two cutouts, 4" and 35½" from the panel
- Electrical kit NACEL4KTB5 and a 4-trac power infeed should be specified to power a 66" unit with grommets. Convenience outlet NAC03ELUPPC can be specified to power the TV
- Laminate worksurface requires field installation
- Grommet cutout CUT-G38 available in worksurface
- The free end of spanner panel tables are supported by a cylinder base and foot with adjustable glides. Available in all metal colors
- Contrasting fabric option – specify X (i.e., N86PVSVT3636LX); see page 146. For list pricing, use your electronic specification tool or contact customer service

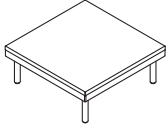


**TO ORDER, SPECIFY:**

1. Model Number
2. Laminate / Solid Surface Color
3. Fabric Grade / Cover Number
4. Leg Material / Finish
5. Glide

• See page 145 for Eklund options  
 See pages 167-169 for COM fabric yardage

**SQUARE END TABLES**



Freestanding End Table

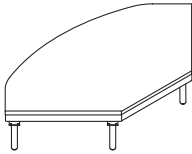
MODEL NO.			ALLIANCE PROGRAM PRICE GRADES									
			A	B	C	D	E	F	G	H	I	
			J	K	L	M	N	O	P	Q	R	
N86T2929ENL	Freestanding, Laminate	\$	1545	1568	1586	1605	1626	1648	1667	1690	1713	
			1736	1772	1844	1889	1913	1937	1960	1984	2006	
N86T2929ENS	Freestanding, Solid Surface, Grade A		2675	2698	2716	2735	2756	2778	2797	2820	2843	
			2866	2902	2974	3019	3043	3067	3090	3114	3136	
N86TS29EL	Starter, Laminate		1419	1442	1460	1479	1500	1522	1541	1564	1587	
			1610	1646	1718	1763	1787	1811	1834	1858	1880	
N86TS29ES	Starter, Solid Surface, Grade A		2486	2509	2527	2546	2567	2589	2608	2631	2654	
			2677	2713	2785	2830	2854	2878	2901	2925	2947	
N86TA29EL	Add-On, Laminate		1419	1442	1460	1479	1500	1522	1541	1564	1587	
			1610	1646	1718	1763	1787	1811	1834	1858	1880	
N86TA29ES	Add-On, Solid Surface, Grade A		2361	2384	2402	2421	2442	2464	2483	2506	2529	
			2552	2588	2660	2705	2729	2753	2776	2800	2822	
N86TE29EL	End, Laminate		1419	1442	1460	1479	1500	1522	1541	1564	1587	
			1610	1646	1718	1763	1787	1811	1834	1858	1880	
N86TE29ES	End, Solid Surface, Grade A		2361	2384	2402	2421	2442	2464	2483	2506	2529	
			2552	2588	2660	2705	2729	2753	2776	2800	2822	

**DIMENSIONS**

Width	29	Weight - Laminate	75
Depth	29	Weight - Solid Surface	85
Height	11½	Cubic Ft.	5.3

- For Solid Surface Grades B and C list pricing, use your electronic specification tool or contact customer service
- Legs shipped unattached for installment in the field
- Ganging hardware is integrated within the leg design, shipped unattached (if applicable)

**CORNER TABLES**



Starter Corner

			A	B	C	D	E	F	G	H	I
			J	K	L	M	N	O	P	Q	R
			N86TS10NL	Starter, Laminate	\$	2283	2296	2306	2317	2329	2342
2392	2412	2454				2479	2493	2507	2520	2533	2546
N86TS10NS	Starter, Solid Surface, Grade A		3664	3677	3687	3698	3710	3723	3733	3746	3760
			3773	3793	3835	3860	3874	3888	3901	3914	3927
N86TA10NL	Add-On, Laminate		2156	2169	2179	2190	2202	2215	2225	2238	2252
			2265	2285	2327	2352	2366	2380	2393	2406	2419
N86TA10NS	Add-On, Solid Surface, Grade A		3539	3552	3562	3573	3585	3598	3608	3621	3635
			3648	3668	3710	3735	3749	3763	3776	3789	3802
N86TE10NL	End, Laminate		2156	2169	2179	2190	2202	2215	2225	2238	2252
			2265	2285	2327	2352	2366	2380	2393	2406	2419
N86TE10NS	End, Solid Surface, Grade A		3539	3552	3562	3573	3585	3598	3608	3621	3635
			3648	3668	3710	3735	3749	3763	3776	3789	3802

**DIMENSIONS**

Width	65¼	Weight - Laminate	100
Depth	34¼	Weight - Solid Surface	130
Height	11½	Cubic Ft.	12.8

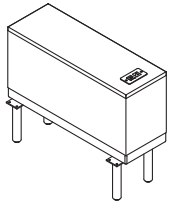
- For Solid Surface Grades B and C list pricing, use your electronic specification tool or contact customer service
- Ganging hardware is integrated within the leg design, shipped unattached

**TO ORDER, SPECIFY:**

1. Model Number
2. Tablet Arm Laminate (if applicable)
3. Laminate / Solid Surface Color
4. Fabric Grade / Cover Number
5. Grommet (if applicable)
6. Leg Material / Finish
7. Glide

• See page 145 for Eklund options  
See pages 167-169 for COM fabric yardage

**CONSOLE TABLES**



Starter Console Table, Grommet

**MODEL NO.**

**ALLIANCE PROGRAM PRICE GRADES**

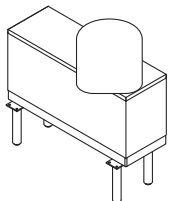
		A	B	C	D	E	F	G	H	I
		J	K	L	M	N	O	P	Q	R
N86TS10CL	Starter, Laminate	\$ 1529	1542	1552	1563	1575	1588	1598	1611	1625
		1638	1658	1700	1725	1739	1753	1766	1779	1792
N86TS10CS	Starter, Solid Surface, Grade A	2156	2169	2179	2190	2202	2215	2225	2238	2252
		2265	2285	2327	2352	2366	2380	2393	2406	2419
N86TA10CL	Add-On, Laminate	1403	1416	1426	1437	1449	1462	1472	1485	1499
		1512	1532	1574	1599	1613	1627	1640	1653	1666
N86TA10CS	Add-On, Solid Surface, Grade A	2031	2044	2054	2065	2077	2090	2100	2113	2127
		2140	2160	2202	2227	2241	2255	2268	2281	2294
N86TE10CL	End, Laminate	1403	1416	1426	1437	1449	1462	1472	1485	1499
		1512	1532	1574	1599	1613	1627	1640	1653	1666
N86TE10CS	End, Solid Surface, Grade A	2031	2044	2054	2065	2077	2090	2100	2113	2127
		2140	2160	2202	2227	2241	2255	2268	2281	2294

**DIMENSIONS**

Width	10	Weight - Laminate	50
Depth	29	Weight - Solid Surface	60
Height	20¾	Cubic Ft.	5.3

- For Solid Surface Grades B and C list pricing, use your electronic specification tool or contact customer service
- Solid surface models feature laminate vertical panels
- Ganging hardware is integrated within the leg design, shipped unattached
- Grommet cutout option CUT-G38C is available on laminate models

**TABLET CONSOLE TABLES**



Left Starter Tablet Console Table

		A	B	C	D	E	F	G	H	I
		J	K	L	M	N	O	P	Q	R
N86TS10CTLL	Starter, Laminate, Left	\$ 1780	1793	1803	1814	1826	1839	1849	1862	1876
		1889	1909	1951	1976	1990	2004	2017	2030	2043
N86TS10CTRL	Starter, Laminate, Right	1780	1793	1803	1814	1826	1839	1849	1862	1876
		1889	1909	1951	1976	1990	2004	2017	2030	2043
N86TA10CTLL	Add-On, Laminate, Left	1655	1668	1678	1689	1701	1714	1724	1737	1751
		1764	1784	1826	1851	1865	1879	1892	1905	1918
N86TA10CTRL	Add-On, Laminate, Right	1655	1668	1678	1689	1701	1714	1724	1737	1751
		1764	1784	1826	1851	1865	1879	1892	1905	1918
N86TE10CTLL	End, Laminate, Left	1655	1668	1678	1689	1701	1714	1724	1737	1751
		1764	1784	1826	1851	1865	1879	1892	1905	1918
N86TE10CTRL	End, Laminate, Right	1655	1668	1678	1689	1701	1714	1724	1737	1751
		1764	1784	1826	1851	1865	1879	1892	1905	1918

**DIMENSIONS**

Width	10	Tablet Surface Height	27¾	Weight	70
Depth	28¾			Cubic Ft.	4.9
Height	20¾				

- Tablet support column is always black
- Ganging hardware is integrated within the leg design, shipped unattached
- Grommet cutout option CUT-G38C is available on all models. For grommet location, see line art for Console Tables

**TO ORDER, SPECIFY:**

1. Model Number

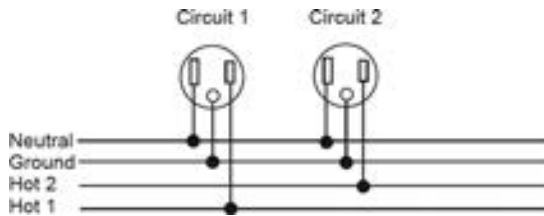
**POWER ENTRY**



Plug View

MODEL NO.		LIST PRICE		CARTONED WEIGHT	CUBIC FEET
NAC72ELE4H	Electrical Power Entry (Hardwire) + 4WC	\$ 183	Circuits 1 and 2	1.95 lbs.	0.38
NAC48ELE4P	48" Electrical Power Entry (20 amp Plug)	266	Circuit 1	1.95 lbs.	0.38
NAC72ELE4P	72" Electrical power entry (20 amp Plug)	300	Circuit 1	2.45 lbs.	0.38

- Specify model number only
- Must be ordered with power or USB grommet and electrical kits
- 1 power entry is necessary to power 1 or multiple units



**ELECTRICAL KITS**

NACEL4KTB5	H-Block	\$ 263		1 lbs.	0.25
NACEL4KTB1	H-Block, 12" Jumper Male / Male	184		1.1 lbs.	0.28
NACEL4KTB2	H-Block, 31" Jumper Male / Male	204		1.3 lbs.	0.33
NACEL4KTB3	H-Block, 37" Jumper Male / Male	210		1.36 lbs.	0.36
NACEL4KTB4	H-Block, 47" Jumper Male / Male	223		1.4 lbs.	0.39

- Specify model number only
- Use specification guide below to determine necessary power kits for each unit in a configuration
- Reference typicals on pages 164-166 for visual representation

**ELECTRICAL KIT SPECIFICATION GUIDE**

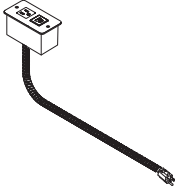
MODULAR COMPONENT	4-TRAC KIT NEEDED	QUANTITY
Console Tables	NACEL4KTB1	1
End Tables, Center Bench, Armless Lounge	NACEL4KTB2	1
Single Arm Lounge, Left and Right Bench	NACEL4KTB3	1
Corner Lounge, Benches and Tables	NACEL4KTB4	1
Spanner Panel with Table, 36" Table	NACEL4KTB5	1
Spanner Panel with Table, 66" Table	NACEL4KTB5	1

# EKLUND

## TO ORDER, SPECIFY:

1. Model Number

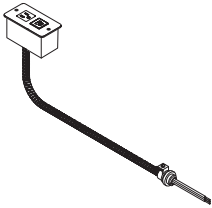
### POWER/USB GROMMET - PLUGGED



MODEL NO.		LIST PRICE	CARTONED WEIGHT	CUBIC FEET
NACG38AELPGB	Black	\$ 465	1.5 lbs.	0.3
NACG38AELPGS	Silver	465	1.5 lbs.	0.3
NACG38AELPGW	White	465	1.5 lbs.	0.3

- Features 1 power outlet and 1 USB (A+C) combo ports
- Includes black 108" long 3-prong power cord
- Power outlet provides 15 amps

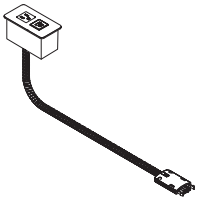
### POWER/USB GROMMET HARDWIRE



NACG38AELHCB	Hardwire, Black	\$ 560	1.75 lbs.	0.3
NACG38AELHCS	Hardwire, Silver	560	1.75 lbs.	0.3
NACG38AELHCW	Hardwire, White	560	1.75 lbs.	0.3

- Features 1 power outlet and 1 USB (A+C) combo ports
- Metal conduit hardwire is 108" long
- Power outlet provides 15 amps

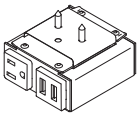
### POWER/USB GROMMET 4-TRAC



NACG38AELPDB	Black	\$ 551	2.0 lbs.	0.3
NACG38AELPDS	Silver	551	2.0 lbs.	0.3
NACG38AELPDW	White	551	2.0 lbs.	0.3

- Non-sequential daisy chain solution
- Must use with power entry and electrical kit
- Features 1 power outlet and 1 USB (A+C) combo ports
- 36" long cord
- Up to 20 grommets can be linked together for each power entry

### UNDERMOUNT USB POWER UNIT



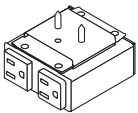
NAC03ELUPDC	Black only	\$ 346	2 lbs.	0.3
-------------	------------	--------	--------	-----

#### DIMENSIONS

Width	3
Depth	3
Height	1½

- Can be mounted to the underside of any flat surface
- Features 1 power outlet and 2 USB (A) ports
- 72" 15 amp cord

### UNDERMOUNT MINI-TAP OUTLET



NAC03ELUPPC	Black only	\$ 144	1.2 lbs.	2.3
-------------	------------	--------	----------	-----

#### DIMENSIONS


Width	3
Depth	3
Height	1½


- For use on Desk Nook when power and light are both specified
- Available to power TV on 66" Privacy Panel with Media and Table


**TO ORDER, SPECIFY:**

1. Model Number
2. Paint (when applicable)

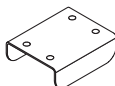
	MODEL NO./DESCRIPTION		LIST PRICE	DIMENSIONS			CARTONED WEIGHT	CUBIC FEET
				D	W	H		

	<b>LED LIGHT</b>	NAC13LTM	Silver	\$ 292	2½	9	15	lbs.	0.3
	<ul style="list-style-type: none"> <li>• For use in desk nook worksurface when cut-out is specified, see options page 145</li> <li>• If using in conjunction with power grommet, convenience outlet NAC03ELUPPC is recommended</li> <li>• Features flexible neck for customer adjustability</li> <li>• Features integrated touch dimmer</li> </ul>								

	<b>UNDERSURFACE WIRE MANAGER</b>	NAC17WMH	Black	\$ 67	2½	17	4¼	3 lbs.	0.5
	<ul style="list-style-type: none"> <li>• Recommended for use on desk nook when combining power and light</li> </ul>								

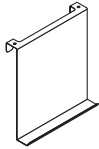
	<b>PANEL GANGING BRACKET</b>	N86SBKT	Single Panel Connection Bracket	\$ 121	2½	6	2	1 lbs.	1.0
		N86DBKT	Double Panel Connection Bracket	217	4¾	6	2	1.5 lbs.	0.3
	<ul style="list-style-type: none"> <li>• For use when ganging two freestanding units that feature privacy panels</li> <li>• Single Bracket for use when ganging two panels end-to-end, see typical on page 165</li> <li>• Double bracket for use when ganging two panels back-to-back, see typical on pages 164-165</li> <li>• Installation instructions and necessary hardware included</li> <li>• Available in all metal paint colors</li> </ul>								

Single Bracket

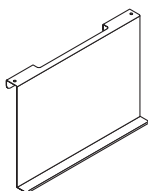


Double Bracket

	MODEL NO./DESCRIPTION		LIST PRICE	DIMENSIONS			MARKER TRAY DEPTH	CARTONED WEIGHT	CUBIC FEET
				D	W	H			

	<b>MAGNETIC MARKER BOARD</b>	N86MBS1618	Marker Board, Small	\$ 453	5½	16	18	2½	8 lbs.	1.9
		N86MBS2820	Marker Board, Large	544	5½	28	20	2½	16 lbs.	3.2

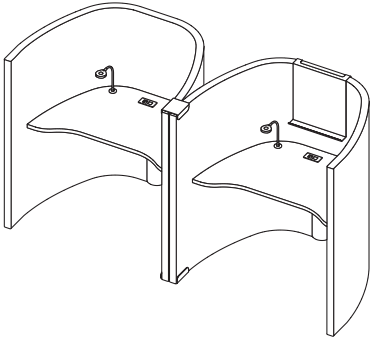
Small Marker Board



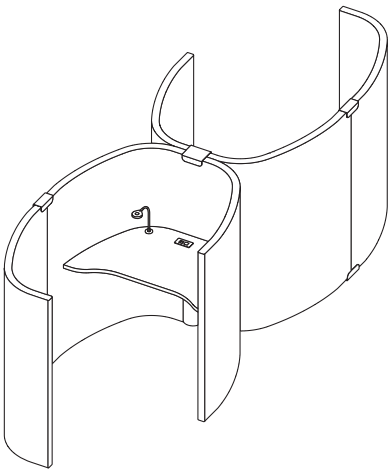
Large Marker Board

	<b>HOOK</b>	N86CH	Hook	\$ 182	1½	4¾	4	0.3 lbs.	0.3
	<ul style="list-style-type: none"> <li>• For use on any privacy panel</li> <li>• Available in all metal paint colors</li> <li>• A hook can be permanently attached with a flathead Phillips #14x1 screw</li> </ul>								

# EKLUND

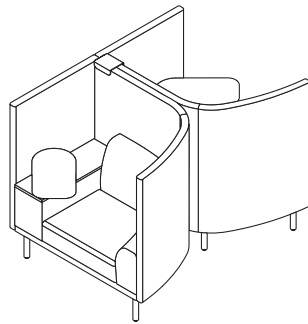
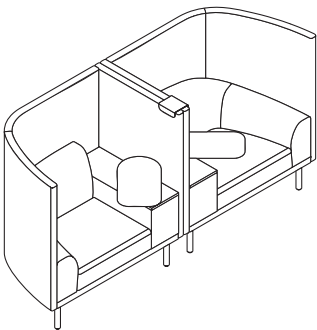


MODEL NO.	QUANTITY	DESCRIPTION	GRADE A LIST PRICE
N86NK1PL	(2)	Desk Nook (with light and grommet cutouts)	\$ 5510 ea
NAC13LTM	(2)	LED Light	292 ea
N86DBKT	(2)	Double Panel Connection Bracket	217 ea
N86MBS1618	(1)	Magnetic Marker Board	453
NACG38AELPGB	(2)	Power/USB Grommet Plug	465 ea
NAC03ELUPPC	(2)	Convenience Mini-Tap Outlet	144 ea
Total			\$ 13,709



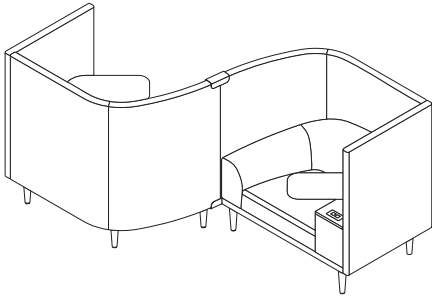
MODEL NO.	QUANTITY	DESCRIPTION	GRADE A LIST PRICE
N86NK1PL	(2)	Desk Nook (with light and grommet cutouts)	\$ 5510 ea
N86PVECL	(2)	Curved Extension Panel, Left	2596 ea
N86DBKT	(2)	Double Panel Connection Bracket	217 ea
NAC13LTM	(2)	LED Light	292 ea
NACG38AELPGB	(2)	Power/USB Grommet Plug	465 ea
NAC03ELUPPC	(2)	Convenience Mini-Tap Outlet	144 ea
Total			\$ 18,448

\*Connection brackets are shipped with curved extension panels models, N86PVECL and N86PVECR, for attachment to desk nook

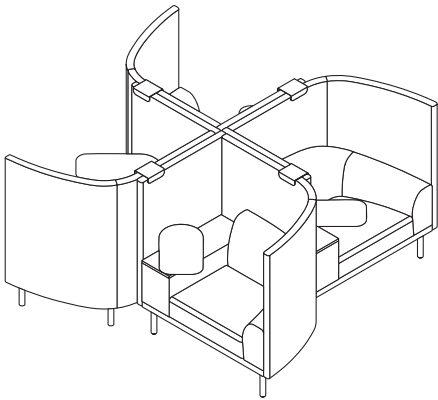


MODEL NO.	QUANTITY	DESCRIPTION	GRADE A LIST PRICE
N86PD1TLP	(1)	Lounge Nook, Left (with grommet cutout)	\$ 5817
N86PD1TRP	(1)	Lounge Nook, Right (with grommet cutout)	5817
N86DBKT	(2)	Double Panel Connection Bracket	217 ea
NACG38AELPDB	(2)	Power/USB Grommet 4-trac	551 ea
NACEL4KTB1	(1)	H-Block, 12" Jumper Male/Male	184
NACEL4KTB5	(1)	H-Block	263
NAC48ELE4P	(1)	48" Power Entry	266
Total			\$ 13,883

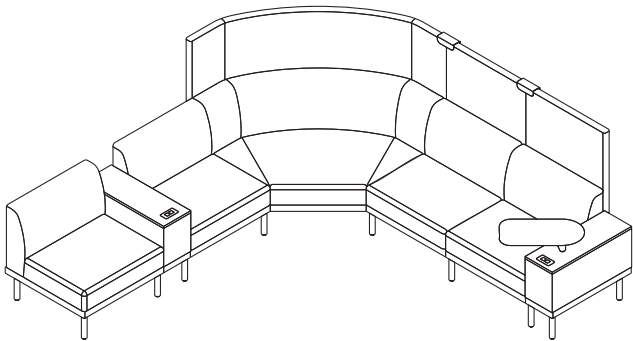
\*Both configurations pictured to the left can be accomplished with the specifications listed above



MODEL NO.	QUANTITY	DESCRIPTION	GRADE A LIST PRICE
N86PD1TLP	(2)	Lounge Nook, Left (with grommet cutout)	\$ 5817 ea
N86SBKT	(2)	Single Panel Connection Bracket	121 ea
NACG38AELPGB	(2)	Power/USB Grommet Plug	465 ea
Total			\$ 12,806



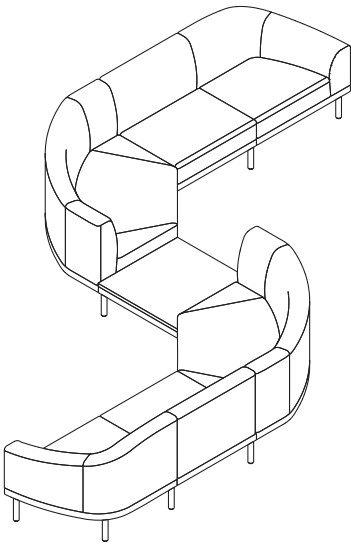
MODEL NO.	QUANTITY	DESCRIPTION	GRADE A LIST PRICE
N86PD1TRP	(4)	Lounge Nook, Right (with grommet cutout)	\$ 5817 ea
N86DBKT	(8)	Double Panel Connection Bracket	217 ea
NACG38AELPDB	(4)	Power/USB Grommet 4-trac	551 ea
NACEL4KTB1	(3)	H-Block, 12" Jumper Male/Male	184 ea
NACEL4KTB5	(1)	H-Block	263
NAC48ELE4P	(1)	48" Power Entry	266
Total			\$ 28,289



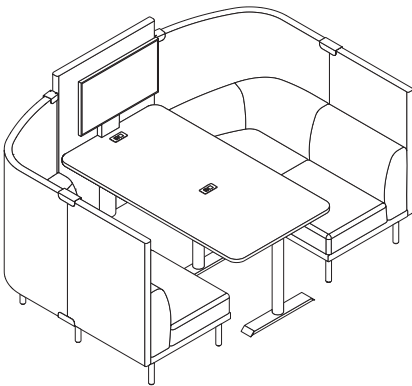
Shown with power grommet options

MODEL NO.	QUANTITY	DESCRIPTION	GRADE A LIST PRICE
N86TS10CTLL	(1)	Tablet Console Table, Left, Starter (with grommet cutout)	\$ 1810
N86LA1MP	(2)	Armless Single Seat w/ Privacy, Add-On	3191 ea
N86LACNMP	(1)	Corner Lounge w/ Privacy, Add-On	4555
N86LA1M	(1)	Armless Single Seat, Add-On	2434
N86TA10CL	(1)	Console Table, Add-On (with grommet cutout)	1433
N86LE1M	(1)	Armless Single Seat, End	2434
NACEL4KTB1	(2)	1 H-Block, 12" Jumper Male/Male	184 ea
NACEL4KTB2	(4)	1 H-Block, 31" Jumper Male/Male	204 ea
NACEL4KTB4	(1)	1 H-Block, 47" Jumper Male/Male	223
NACG38AELPDB	(2)	Power/USB Grommet 4-trac	551 ea
NAC48ELE4P	(1)	48" Power Entry	266
Total			\$ 21,823

# EKLUND



MODEL NO.	QUANTITY	DESCRIPTION	GRADE A LIST PRICE
N86LS1L	(1)	Single Seat, Left Arm, Starter	\$ 2799
N86LA1M	(2)	Single Seat, Armless, Add-On	2434 ea
N86LACNM	(2)	Corner Lounge, Add-On	3246 ea
N86TA29EL	(1)	Square End Table, Add-On, Laminate	1419
N86LE1L	(1)	Single Seat, Left, End	2674
Total			\$ 18,252



Shown with power grommet options

MODEL NO.	QUANTITY	DESCRIPTION	GRADE A LIST PRICE
N86LE1MP	(2)	Modular Single Seat w/ Privacy, End	\$ 3191 ea
N86LS1RP	(1)	Modular Single Seat w/ Arm and Privacy, Right	3638
N86LS1LP	(1)	Modular Single Seat w/ Arm and Privacy, Left	3638
N86PVSVT3666L	(1)	Modular Privacy Panel w/ Media and Table, 66" Laminate (w/ CUT-G38C Grommet Cut-out)	3466
NACG38AELPDB	(2)	Power/USB Grommet - 4-trac, Black	551 ea
NACEL4KTb5	(1)	H-Block	263
NAC48ELE4P	(1)	48" Power Entry	266
NAC03ELUPPC	(1)	Convenience Mini-Tap Outlet	144
Total			\$ 18,899



## COM YARDAGE REQUIREMENTS

### COM YARDAGE REQUIREMENTS (54" WIDTH – CUT UP THE ROLL)

MODEL	RAILROADED Contact customer service 800-482-1717 for ydg requirements	NON DIRECTIONAL OR SOLID	1"-4" REPEAT	5"-11" REPEAT	12"-18" REPEAT	COL SQUARE FEET
			4" VERTICAL X 4" HORIZONTAL	11" VERTICAL X 11" HORIZONTAL	18" VERTICAL X 18" HORIZONTAL	
N86BA1C, N86BE1C, N86BF1C, N86BS1C		2.30	2.90	3.70	5.00	45.94
N86BA1CX, N86BE1CX, N86BF1CX, N86BS1CX	Accent Seat	0.70 1.70	1.10 2.10	1.60 2.40	2.60 3.00	13.84 33.76
N86BF1CT		2.72	3.10	3.60	4.60	54.24
N86BF1CTX	Accent Seat	1.17 1.69	1.30 2.00	1.50 2.40	2.00 3.10	23.24 33.76
N86BACN, N86BECN, N86BSCN		2.40	3.90	5.60	9.00	48.15
N86BACNX, N86BECNX, N86BSCNX	Accent Seat	0.80 1.90	1.50 2.90	2.20 3.80	3.60 6.00	15.5 37.63
N86BE1L, N86BE1R, N86BS1L, N86BS1R		2.10	2.50	3.70	5.00	40.95
N86BE1LX, N86BE1RX, N86BS1LX, N86BS1RX	Accent Seat	0.80 1.50	1.00 2.00	1.60 2.40	2.60 3.00	14.94 30.44
N86D1		1.00	1.00	1.70	2.70	19.92
N86LA1M, N86LE1M, N86LF1M, N86LS1M		3.20	4.00	5.30	6.00	64.2
N86LA1MX, N86LE1MX, N86LF1MX, N86LS1MX	Accent Seat Back Extreme	0.70 1.30 0.80 0.70	0.60 1.80 1.00 0.90	1.60 2.20 2.10 1.20	2.60 2.60 2.20 1.30	13.84 24.9 16.6 14.39
N86LF1MT		8.08	8.70	9.40	10.00	161.05
N86LF1MTX	Seat Upholstery	1.28 6.92	1.80 7.20	2.20 8.10	2.60 8.30	25.46 137.81
N86LA1MP, N86LE1MP, N86LF1MP, N86LS1MP		5.60	6.40	7.70	9.00	111.79
N86LA1MPX, N86LE1MPX, N86LF1MPX, N86LS1MPX	Accent Seat Back Extreme Back Accent	0.70 1.30 1.50 1.30 1.30	1.10 1.80 1.70 1.60 1.50	1.60 2.20 2.20 2.70 1.50	2.60 2.60 2.80 2.50 2.10	13.84 25.46 29.33 26.57 24.9
N86LACNM, N86LECNM, N86LSCNM		4.30	5.60	10.20	12.60	86.34
N86LACNMX, N86LECNMX, N86LSCNMX	Accent Seat Back Extreme	0.80 1.40 1.80 1.40	1.30 1.90 2.10 1.60	2.20 2.80 3.10 3.00	3.60 4.10 3.40 3.20	15.5 27.67 36.53 27.12
N86LACNMP, N86LECNMP, N86LSCNMP		7.60	9.90	16.40	19.00	152.2
N86LACNMPX, N86LECNMPX, N86LSCNMPX	Accent Seat Back Extreme Back Accent	0.60 1.40 2.00 2.70 2.40	0.90 1.90 2.60 3.00 2.70	1.30 2.80 4.10 4.90 4.00	2.10 4.00 5.90 6.60 5.00	11.62 27.67 39.29 53.13 48.15
N86LE1L, N86LE1R, N86LS1L, N86LS1R		3.00	4.70	6.20	6.60	59.77
N86LE1LX, N86LE1RX, N86LS1LX, N86LS1RX	Accent Seat Back Extreme	0.80 1.10 1.40 1.20	1.10 1.30 1.70 1.40	1.60 1.70 2.20 1.80	2.60 2.10 2.40 2.10	14.94 21.58 27.67 23.8
N86LE1LP, N86LE1RP, N86LF1LP, N86LF1RP, N86LS1LP, N86LS1RP		6.90	8.90	10.40	14.00	137.25
N86LE1LPX, N86LE1RPX, N86LS1LPX, N86LS1RPX	Accent Seat Back Extreme Back Accent	0.40 1.10 1.60 2.60 2.40	0.60 1.40 2.30 3.00 2.70	1.00 1.90 2.80 3.40 2.80	1.60 2.10 3.20 4.50 3.60	8.3 21.58 32.65 52.02 48.15
N86LF1A, N86RK1A		3.60	5.50	7.40	8.00	71.95

# COM YARDAGE REQUIREMENTS

## COM YARDAGE REQUIREMENTS (54" WIDTH – CUT UP THE ROLL)

MODEL	RAILROADED Contact customer service 800-482-1717 for ydg requirements	NON DIRECTIONAL OR SOLID	1"-4" REPEAT	5"-11" REPEAT	12"-18" REPEAT	COL SQUARE FEET
			4" VERTICAL X 4" HORIZONTAL	11" VERTICAL X 11" HORIZONTAL	18" VERTICAL X 18" HORIZONTAL	
N86LF1AX, N86RK1AX	Accent	0.70	1.10	1.60	2.60	13.84
	Seat	1.20	1.50	1.90	2.30	23.24
	Back	1.60	1.90	2.40	3.20	32.1
	Extreme	1.60	1.90	2.40	2.70	32.65
N86LF1AP, N86RK1AP		9.30	11.40	13.00	15.60	184.29
N86LF1APX, N86RK1APX	Accent	0.30	0.40	0.70	1.10	4.98
	Seat	1.20	1.50	1.90	2.30	23.24
	Back	1.90	2.70	3.30	4.20	38.19
	Extreme	3.90	4.40	4.90	6.60	78.03
	Back Accent	3.60	3.90	4.00	5.00	71.39
N86LF1AT, N86RK1AT		10.56	11.30	12.70	14.00	210.31
N86LF1ATX, N86RK1ATX	Seat	1.08	1.50	1.90	2.50	21.58
	Upholstery	9.50	10.00	11.20	12.50	189.28
N86LF2A		5.20	8.40	9.90	13.00	103.49
N86LF2AX	Accent	1.00	1.50	2.20	3.60	19.37
	Seat	1.70	2.30	2.80	3.10	33.76
	Back	2.10	2.90	4.00	4.40	41.51
	Extreme	2.20	2.70	3.30	4.00	43.72
N86LF2AP		12.60	16.20	18.30	21.90	251.81
N86LF2APX	Accent	0.40	0.60	1.00	1.60	7.75
	Seat	1.70	2.30	2.80	3.10	33.76
	Back	2.40	3.70	5.20	5.50	47.6
	Extreme	5.10	5.70	6.40	8.50	101.83
	Back Accent	4.80	5.20	5.20	6.60	94.64
N86LF2AT		11.08	12.20	13.70	16.00	220.82
N86LF2ATX	Seat	1.72	2.30	2.80	3.10	34.31
	Upholstery	9.47	10.20	11.20	14.00	188.72
N86LF3A		7.70	11.00	13.20	17.00	152.75
N86LF3AX	Accent	1.30	2.00	2.80	4.60	25.46
	Seat	2.20	3.20	4.00	4.60	44.28
	Back	2.50	3.70	4.30	5.40	50.36
	Extreme	2.80	3.30	3.90	5.10	55.34
N86LF3AP		17.00	21.90	23.80	29.00	339.26
N86LF3APX	Accent	0.50	0.90	1.30	2.10	10.52
	Seat	2.20	3.20	4.00	4.60	44.28
	Back	3.00	4.80	5.90	7.40	60.32
	Extreme	6.30	7.00	7.90	10.00	126.18
	Back Accent	5.90	6.40	6.40	8.00	117.88
N86LF3AT		17.42	19.00	20.70	23.00	347.01
N86LF3ATX	Seat	2.25	3.10	4.00	4.60	44.83
	Upholstery	15.22	16.00	18.00	20.00	303.28
N86NK1PL		9.67	10.00	12.10	13.80	192.60
N86NK1PLX	Extreme Back	4.69	4.90	5.70	6.30	93.53
	Back Accent	5.08	5.40	6.60	9.30	101.28
N86PVSVT3636L, N86PVSVT3666L, N86PVST3636L, N86PVST3666L		3.25	3.50	3.90	6.30	64.75
N86PVSVT3636LX, N86PVSVT3666LX,	Extreme Back	1.64	1.80	2.00	2.30	32.65
N86PVST3636LX, N86PVST3666LX	Back Accent	1.72	1.90	3.90	4.30	34.31
N86PVECR, N86PVECL		4.69	5.10	6.30	8.80	93.53
N86PVECRX, N86PVECLX	Extreme Back	1.64	3.40	3.90	4.30	32.65
	Back Accent	3.28	3.50	4.20	6.30	65.31
N86PD1TLP, N86PD1TRP		9.50	11.00	12.90	18.60	189.28
N86PD1TLPX, N86PD1TRPX	Accent	0.40	0.60	1.00	1.60	7.75
	Seat	1.10	1.40	1.90	2.10	22.14
	Back	1.60	2.40	2.80	3.20	32.65
	Extreme	3.90	4.40	5.50	9.00	76.93
	Back Accent	3.60	3.90	4.00	5.00	71.95

## COM YARDAGE REQUIREMENTS

### COM YARDAGE REQUIREMENTS (54" WIDTH – CUT UP THE ROLL)

MODEL	RAILROADED Contact customer service 800-482-1717 for ydg requirements	NON DIRECTIONAL OR SOLID	1"-4" REPEAT	5"-11" REPEAT	12"-18" REPEAT	COL SQUARE FEET
			4" VERTICAL X 4" HORIZONTAL	11" VERTICAL X 11" HORIZONTAL	18" VERTICAL X 18" HORIZONTAL	
N86PVE, N86PVS		2.50	2.80	3.00	4.00	49.81
N86PVEX, N86PVSX	Back Accent	1.30	1.50	1.50	2.00	24.9
	Extreme	1.30	1.60	2.70	2.50	26.57
N86T2929ENL, N86T2929ENS, N86TA29EL, N86TA29ES, N86TE29EL, N86TE29ES, N86TS29EL, N86TS29ES		0.70	1.00	1.60	2.60	13.84
N86TA10CL, N86TA10CS, N86TA10CTLL, N86TA10CTRL, N86TE10CL, N86TE10CS, N86TE10CTLL, N86TE10CTRL, N86TS10CL, N86TS10CS, N86TS10CTLL, N86TS10CTRL		0.40	0.60	1.00	2.00	8.3
N86TA10NL, N86TA10NS, N86TE10NL, N86TE10NS, N86TS10NL, N86TS10NS		0.80	1.50	2.20	3.60	15.5

