
Grin

Product Specifications	294
Fabrics and Options	295
Contrasting Fabrics Specifications	296
Product Pages	297
COM Yardage Requirements	301

GRIN PRODUCT SPECIFICATIONS

SEAT AND BACK CONSTRUCTION

- Lounge - 1¼" of high grade polyurethane foam covers ½" molded plywood shell
- Guest and Stools - ¾" of high grade polyurethane foam covers ½" molded plywood shell

CONTROL MECHANISM—LOUNGE

- Polished aluminum control mechanism and cylinder
- Static model features 360° swivel with auto-return
- Mobile model features 360° swivel

BASE, CASTERS AND GLIDES

4-Prong High Profile Polished Aluminum Base

- Silver polyethylene glides are standard
- Felt pad glides are available for an additional upcharge

4-Prong Low Profile Polished Aluminum Base

- Silver polyethylene glides are standard
- Felt pad glides are available for an additional upcharge

4-Prong Low Profile Mobile Polished Aluminum Base

- Black, hard double wheel casters, which work on multiple surfaces, are standard
- Soft casters are available for an additional upcharge

4-Prong High Profile Wood Base

- Maple
- Non-marring nylon glides are standard and work on all floors

Sled Base—Lounge

- 2½" welded, tubular steel in matte black or polished
- Black polyethylene glides are standard and work on all floors

Sled Base—Guest and Stools

- ½" formed and welded, steel rod in matte black or polished
- Clear polyethylene glides are standard
- Felt glide option available for an upcharge

4-Leg Wood Frame

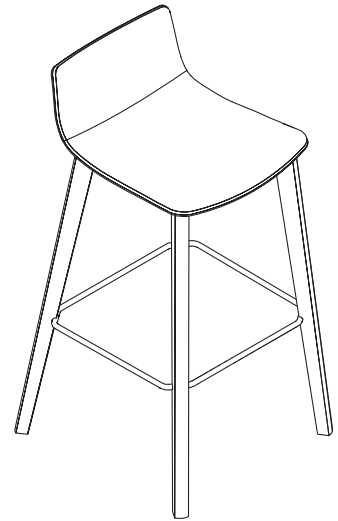
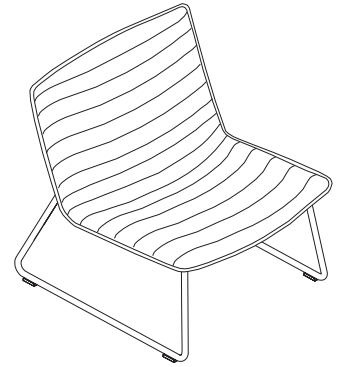
- Maple
- ½" tubular steel footrest in matte black or polished
- Non-marring nylon glides are standard and work on all floors

UPHOLSTERY DETAIL

- Contrasting fabric available on all models
- Stitch options are available
- Due to stitch detail and dimensional design of the back and seat, horizontal stripes and large patterns are not recommended, as they will appear distorted or wavy across the front back and seat
- Due to the inherent characteristics of upholstery materials, loose comfort wrinkles may be present or appear over time

FINISH

- Features a catalyzed top coat that resists denting, peeling, and reactions to chemicals
- Can be cleaned with a damp cloth
- When specifying Brighton, Natural, and Sonoma finish, variation in color is acceptable due to the nature of wood characteristics



SURFACE MATERIALS

See the Kimball Hospitality Surface Materials Reference Guide at kimballhospitality.com for a complete overview of our materials program, including:

- Characteristics of wood
- Special wood finishes
- Customer-specified laminate (CSL)
- Customer-specified paint (CSP)
- Fabric application and colorways
- Customer's own material (COM) process overview
- Alliance program

ALLIANCE FABRIC PROGRAM

Kimball Hospitality has analyzed each model to most accurately reflect the COM/COL yardage requirements shown on page 301.

The yardage requirement for each model is based on 54" W fabric and cutting the fabric up the roll.

If repeat is larger than 18", contact Customer Service to confirm the correct amount of yardage required. When ordering 10 or more chairs in the same COM, yardage requirements may be reduced.

Contact Customer Service.

PRICE GRADES A-R

See Surface Materials at www.kimballhospitality.com for a wide variety of graded-in fabrics from Arc-Com, CF Stinson, Designtex, Maharam, Momentum, and Ultrafabrics.

FABRIC SAMPLES

If you need samples for presentation(s), contact our alliance partners directly at:

Arc-Com	800.223.5466	arc-com.com
Designtex	800.221.1540	designtex.com
CF Stinson	800.841.6279	cfstinson.com
Maharam	800.645.3943	maharam.com
Momentum	800.366.6839	memosamples.com
Ultrafabrics	877.309.6648	ultrafabricsllc.com

LOUNGE CASTERS

4-PRONG MOBILE LOW PROFILE BASE

- C3 Hard (standard)
- C4 Soft (add \$28 list)

LOUNGE & OTTOMAN GLIDES

4-PRONG HIGH PROFILE POLISHED ALUMINUM BASE

- STD Hard (standard)
- C58 Soft (add \$30 list)

GUEST & STOOL GLIDES

WOOD BASE

- STD Hard (standard)

SLED BASE

- STD Hard (standard)
- C73 Soft (add \$18 list)

SLED BASE FRAME COLORS

- BK Black
- 497 Polished

FINISHES

AC	Autumn	PB	Portobello
AD	Almond	PT	Portico
CL	Caramel	SK	Skyline
CW	Cordovan	SM	Sonoma
DW	Judicial	TF	Truffle
HN	Honey	405	Designer White
IM	Brighton	462	Cinder
MC	Amber	792	Sable
MH	Mocha	793	Acorn*
NM	Natural		

*Acorn is the finish complement to Clear Walnut finish

WOOD LEG FOOT REST COLORS

- BK Black
- 497 Polished

STITCH OPTION

NO STITCH

HRZ_150 (1½" WIDTH)

HRZ1_250 (2½" WIDTH)

HRZ1_600 (6" WIDTH)

LOUNGE



GUEST



STOOL



TO ORDER CONTRASTING FABRIC, SPECIFY

GRIN

Lounge Sled Base page 297

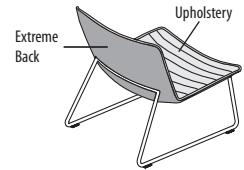
Lounge 4-Prong Low Profile Polished Aluminum Base with Auto Return page 297

Lounge 4-Prong Low Profile Mobile Base page 298

Lounge 4-Prong High Profile Polished Aluminum Base with Auto Return page 298

Lounge 4-Prong High Profile Wood Base with Auto Return page 298

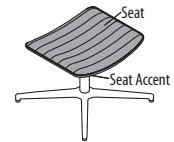
1. Model Number plus "X"
2. Front Back/Welt Cord Fabric Grade Number/Cover Number
3. Extreme Back Fabric Grade Number/Cover Number
4. Stitch Option (when applicable)
5. Finish (when applicable)
6. Glides or Casters (when applicable)



Contrasting Fabric Back View

Ottoman page 299

1. Model Number plus "X"
2. Seat Fabric Grade Number/Cover Number
3. Seat Accent Fabric Grade Number/Cover Number
4. Stitch Option
5. Paint (when applicable)
6. Finish (when applicable)
7. Glides (when applicable)



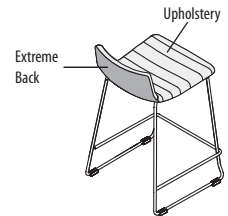
Contrasting Upholstery

Guest page 299

Counter page 300

Bar page 300

1. Model Number plus "X"
2. Front Back Fabric Grade Number/Cover Number
3. Extreme Back Fabric Grade Number/Cover Number
4. Stitch Option (when applicable)
5. Paint (when applicable)
6. Finish (when applicable)
7. Glides (when applicable)




Counter Contrasting Metal Base 2½" Stitch

TO ORDER, SPECIFY:

1. Model Number
2. Fabric Grade / Cover Number
3. Stitch Option (when applicable)
4. Finish (when applicable)
5. Casters/Glides (when applicable)

- See page 295 for Grin options
- See page 301 for COM fabric yardage

**LOUNGE
SLED BASE**



**MODEL
NO.**

ALLIANCE PROGRAM PRICE GRADES

			A	B	C	D	E	F	G	H	I
			J	K	L	M	N	O	P	Q	R
N49GMD1	\$		1449	1508	1555	1605	1660	1720	1766	1825	1887
			1944	2039	2228	2344	2406	2470	2529	2591	2648
N49GMND1		No Stitch	1418	1474	1518	1567	1619	1676	1720	1777	1835
			1890	1980	2161	2272	2331	2392	2449	2507	2562

DIMENSIONS

Width	27	Seat Height	13¾	Back Height	19¾	Weight	35
Depth	31	Seat Depth	20½	Back Width	27	Cubic Ft.	22.9
Height	30	Seat Width	27				

- Contrasting fabric option - specify X (i.e. N49GMD1X); see page 296. For list pricing, use your electronic specification tool or contact customer service
- The front back and welt cord will be the same fabric when the contrasting option is selected
- Due to stitch detail and dimensional design of the back and seat, horizontal stripes and large patterns are not recommended, as they will appear distorted or wavy across the back and seat
- Due to the inherent characteristics of certain upholstery materials, loose comfort wrinkles may be present or appear over time, especially with non-stretch vinyls and upholsteries
- Sled base model seat height is 1¾" -2" lower than the swivel base model

**LOUNGE
4-PRONG
LOW PROFILE
POLISHED ALUMINUM
BASE WITH AUTO RETURN**



Static

			A	B	C	D	E	F	G	H	I
			J	K	L	M	N	O	P	Q	R
N49GMS1	\$		1449	1508	1555	1605	1660	1720	1766	1825	1887
			1944	2039	2228	2344	2406	2470	2529	2591	2648
N49GMNS1		No Stitch	1418	1474	1518	1567	1619	1676	1720	1777	1835
			1890	1980	2161	2272	2331	2392	2449	2507	2562

DIMENSIONS

Width	27	Seat Height	15½	Back Height	19¾	Weight	34
Depth	28	Seat Depth	20½	Back Width	27	Cubic Ft.	22.9
Height	31¾	Seat Width	27				

- Contrasting fabric option - specify X (i.e., N49GMS1X); see page 296. For list pricing, use your electronic specification tool or contact customer service
- The front back and welt cord will be the same fabric when the contrasting option is selected
- Due to stitch detail and dimensional design of the back and seat, horizontal stripes and large patterns are not recommended, as they will appear distorted or wavy across the back and seat
- Due to the inherent characteristics of certain upholstery materials, loose comfort wrinkles may be present or appear over time, especially with non-stretch vinyls and upholsteries
- Swivel base model seat height is 1¾" -2" higher than the sled base model

TO ORDER, SPECIFY:

1. Model Number
2. Fabric Grade / Cover Number
3. Stitch Option (when applicable)
4. Finish (when applicable)
5. Casters/Glides (when applicable)

- See page 295 for Grin options
- See page 301 for COM fabric yardage

**LOUNGE
4-PRONG
LOW PROFILE
MOBILE BASE**



Mobile

**MODEL
NO.**

ALLIANCE PROGRAM PRICE GRADES

			A	B	C	D	E	F	G	H	I
			J	K	L	M	N	O	P	Q	R
N49GMSC1	Mobile	\$	1449	1508	1555	1605	1660	1720	1766	1825	1887
			1944	2039	2228	2344	2406	2470	2529	2591	2648
N49GMNSC1	No Stitch		1418	1474	1518	1567	1619	1676	1720	1777	1835
			1890	1980	2161	2272	2331	2392	2449	2507	2562

DIMENSIONS

Width	28	Seat Height	15	Back Height	20¼	Weight	34
Depth	28½	Seat Depth	20½	Back Width	28	Cubic Ft.	22.9
Height	30¼	Seat Width	28				

- Contrasting fabric option - specify X (i.e. N49GMSC1X); see page 296. For list pricing, use your electronic specification tool or contact customer service
- The front back will be the same fabric when the contrasting option is selected
- Due to stitch detail and dimensional design of the back and seat, horizontal stripes and large patterns are not recommended, as they will appear distorted or wavy across the back and seat
- Due to the inherent characteristics of upholstery materials, loose comfort wrinkles may be present or appear over time

**LOUNGE
4-PRONG
HIGH PROFILE
POLISHED ALUMINUM
BASE WITH AUTO RETURN**



Polished Aluminum Base
Static

			A	B	C	D	E	F	G	H	I
			J	K	L	M	N	O	P	Q	R
N49GMS1H	Polished Aluminum Base	\$	1449	1508	1555	1605	1660	1720	1766	1825	1887
			1944	2039	2228	2344	2406	2470	2529	2591	2648
N49GMNS1H	No Stitch		1418	1474	1518	1567	1619	1676	1720	1777	1835
			1890	1980	2161	2272	2331	2392	2449	2507	2562

DIMENSIONS

Width	28	Seat Height	16¼	Back Height	20¼	Weight	34
Depth	28½	Seat Depth	20½	Back Width	28	Cubic Ft.	22.9
Height	31½	Seat Width	28				

- Contrasting fabric option - specify X (i.e. N49GMS1HX); see page 296. For list pricing, use your electronic specification tool or contact customer service
- The front back will be the same fabric when the contrasting option is selected
- Due to stitch detail and dimensional design of the back and seat, horizontal stripes and large patterns are not recommended, as they will appear distorted or wavy across the back and seat
- Due to the inherent characteristics of upholstery materials, loose comfort wrinkles may be present or appear over time

**LOUNGE
4-PRONG
HIGH PROFILE
WOOD BASE WITH
AUTO RETURN**



Wood Base
Static

			A	B	C	D	E	F	G	H	I
			J	K	L	M	N	O	P	Q	R
N49GMS1W	Wood Base	\$	1730	1789	1836	1886	1941	2001	2047	2106	2168
			2225	2320	2509	2625	2687	2751	2810	2872	2929
N49GMNS1W	No Stitch		1699	1755	1799	1848	1900	1957	2001	2058	2116
			2171	2261	2442	2553	2612	2673	2730	2788	2843

DIMENSIONS

Width	28	Seat Height	16¼	Back Height	20¼	Weight	34
Depth	28½	Seat Depth	20½	Back Width	28	Cubic Ft.	22.9
Height	32¼	Seat Width	28				

- Contrasting fabric option - specify X (i.e. N49GMS1WX); see page 296. For list pricing, use your electronic specification tool or contact customer service
- The front back will be the same fabric when the contrasting option is selected
- Due to stitch detail and dimensional design of the back and seat, horizontal stripes and large patterns are not recommended, as they will appear distorted or wavy across the back and seat
- Due to the inherent characteristics of upholstery materials, loose comfort wrinkles may be present or appear over time

TO ORDER, SPECIFY:

1. Model Number
2. Fabric Grade / Cover Number
3. Stitch Option (when applicable)
4. Paint (when applicable)
5. Finish (when applicable)
6. Glides (when applicable)

- See page 295 for Grin options
- See page 301 for COM fabric yardage

OTTOMAN



Sled Base
Shown with 2½" Stitching



Swivel Base
Shown with 2½" Stitching

MODEL NO.

ALLIANCE PROGRAM PRICE GRADES

			A	B	C	D	E	F	G	H	I
			J	K	L	M	N	O	P	Q	R
N49D1DM	Sled Base	\$	963	1001	1030	1062	1097	1135	1165	1202	1242
			1278	1338	1459	1533	1572	1613	1650	1690	1726
N49DN1DM	Sled Base, No Stitch		914	938	957	977	1000	1024	1043	1067	1093
			1116	1155	1232	1280	1305	1331	1355	1381	1404
N49D14LM	4-Prong Swivel Base		963	1001	1030	1062	1097	1135	1165	1202	1242
			1278	1338	1459	1533	1572	1613	1650	1690	1726
N49DN14LM	4-Prong Swivel Base, No Stitch		914	938	957	977	1000	1024	1043	1067	1093
			1116	1155	1232	1280	1305	1331	1355	1381	1404

DIMENSIONS

Width	21¼	Sled Base Weight	19.5
Depth	18½	Swivel Base Weight	19.7
Height	15½	Cubic Ft	8.2

- Contrasting fabric option – specify X (i.e., N49D1DMX); see page 296. For list pricing, use your electronic specification tool or contact customer service
- The seat and welt cord will be the same fabric when the contrasting option is selected
- Due to stitch detail and dimensional design of the seat, horizontal stripes and large patterns are not recommended, as they will appear distorted or wavy across the back and seat
- Due to the inherent characteristics of certain upholstery materials, loose comfort wrinkles may be present or appear over time, especially with non-stretch vinyls and upholsteries

GUEST



Sled



Wood Leg

			A	B	C	D	E	F	G	H	I
			J	K	L	M	N	O	P	Q	R
N49GUM	Metal	\$	842	880	909	941	976	1014	1044	1081	1121
			1157	1217	1338	1412	1451	1492	1529	1569	1605
N49GUNM	Metal, No Stitch		802	831	854	880	907	937	960	990	1020
			1049	1096	1191	1249	1280	1312	1342	1372	1401
N49GUW	Wood		982	1020	1049	1081	1116	1154	1184	1221	1261
			1297	1357	1478	1552	1591	1632	1669	1709	1745
N49GUNW	Wood, No Stitch		942	971	994	1020	1047	1077	1100	1130	1160
			1189	1236	1331	1389	1420	1452	1482	1512	1541

DIMENSIONS

Width	19¼	Seat Height	18¼	Back Height	17	Weight (M)	25
Depth	22½	Seat Depth	17	Back Width	16¼	Weight (W)	24
Height	32¼	Seat Width	18¼			Cubic Ft	11.5

- Contrasting fabric option - specify X (i.e. N49GUMX); see page 296. For list pricing, use your electronic specification tool or contact customer service
- Available with 1½" and 2½" stitch options, unless No Stitch model is specified

GRIN

TO ORDER, SPECIFY:

1. Model Number
2. Fabric Grade / Cover Number
3. Stitch Option (when applicable)
4. Paint (when applicable)
5. Finish (when applicable)
6. Glides (when applicable)

- See page 295 for Grin options
- See page 301 for COM fabric yardage

COUNTER



Sled



Wood Leg

MODEL NO.

ALLIANCE PROGRAM PRICE GRADES

			A	B	C	D	E	F	G	H	I
			J	K	L	M	N	O	P	Q	R
N49CUM	Metal	\$	874	898	917	937	960	984	1003	1027	1053
			1076	1115	1192	1240	1265	1291	1315	1341	1364
N49CUNM	Metal, No Stitch		838	856	871	887	905	924	938	957	977
			995	1025	1085	1122	1142	1162	1181	1201	1219
N49CUW	Wood		1069	1093	1112	1132	1155	1179	1198	1222	1248
			1271	1310	1387	1435	1460	1486	1510	1536	1559
N49CUNW	Wood, No Stitch		1032	1050	1065	1081	1099	1118	1132	1151	1171
			1189	1219	1279	1316	1336	1356	1375	1395	1413

DIMENSIONS

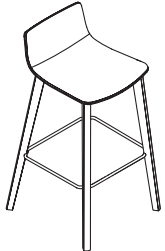
Width	18½	Seat Height	23¾	Back Height	7¼	Weight (M)	26
Depth	18¾	Seat Depth	15¾	Back Width	14¾	Weight (W)	24
Height	30¾	Seat Width	18¾			Cubic Ft	11.5

- Contrasting fabric option - specify X (i.e. N49CUMX); see page 296. For list pricing, use your electronic specification tool or contact customer service
- Available with 1½" and 2½" stitch options, unless No Stitch model is specified

BAR



Sled



Wood Leg

			A	B	C	D	E	F	G	H	I
			J	K	L	M	N	O	P	Q	R
N49BUM	Metal	\$	901	925	944	964	987	1011	1030	1054	1080
			1103	1142	1219	1267	1292	1318	1342	1368	1391
N49BUNM	Metal, No Stitch		865	883	898	914	932	951	965	984	1004
			1022	1052	1112	1149	1169	1189	1208	1228	1246
N49BUW	Wood		1096	1120	1139	1159	1182	1206	1225	1249	1275
			1298	1337	1414	1462	1487	1513	1537	1563	1586
N49BUNW	Wood, No Stitch		1060	1078	1093	1109	1127	1146	1160	1179	1199
			1217	1247	1307	1344	1364	1384	1403	1423	1441

DIMENSIONS

Width	19¾	Seat Height	30½	Back Height	7¼	Weight (M)	29
Depth	18¾	Seat Depth	15¾	Back Width	14¾	Weight (W)	26
Height	36½	Seat Width	15¾			Cubic Ft	12.6

- Contrasting fabric option - specify X (i.e. N49BUMX); see page 296. For list pricing, use your electronic specification tool or contact customer service
- Available with 1½" and 2½" stitch options, unless No Stitch model is specified

COM YARDAGE REQUIREMENTS

COM YARDAGE REQUIREMENTS (54" WIDTH – CUT UP THE ROLL)

MODEL	RAILROADED Contact customer service 800-634-9510 for ydg requirements	NON DIRECTIONAL OR SOLID	1"-4" REPEAT	5"-11" REPEAT	12"-18" REPEAT	COL SQUARE FEET
			4" VERTICAL X 4" HORIZONTAL	11" VERTICAL X 11" HORIZONTAL	18" VERTICAL X 18" HORIZONTAL	
N49D14LM, N49D1DM	Complete	1.40	1.50	2.30	3.70	26.6
N49D14LMP, N49D1DMP	Upholstery	1.30	1.40	2.30	3.70	24.4
N49D14LMX, N49D1DMX	Seat	1.00	1.20	1.50	1.60	20
	Seat Accent	0.50	0.70	1.40	2.70	7.2
N49GMD1, N49GMS1, N49GMSC1, N49GMS1H, N49GMS1W		2.20	2.40	3.80	4.10	44
N49GMD1X, N49GMS1X, N49GMSC1X, N49GMS1HX, N49GMS1WX	Upholstery	1.40	1.60	2.20	2.60	28
	Extreme	1.00	1.20	1.90	2.20	20
N49GMD1P, N49GMS1P, N49GMSC1P, N49GMS1HP, N49GMS1WP	Upholstery	2.20	2.40	3.10	3.40	44
N49GUW, N49GUM	Complete	1.30	1.50	2.50	3.50	26.6
N49GUWX, N49GUMX	Upholstery	0.80	1.00	1.80	2.50	14.9
	Extreme back (include part under the seat)	0.80	1.00	1.30	2.00	14.9
N49BUW, N49BUM N49CUW, N49CUM	Complete	0.90	1.30	2.00	2.50	17.2
N49BUWX, N49BUMX, N49CUWX, N49CUMX	Upholstery	0.80	1.00	1.40	1.80	14.9
	Extreme back (include part under the seat)	0.60	0.80	1.00	1.80	12.2
N49GUNW, N49GUNM	Complete	1.10	1.40	2.00	2.70	22.1
N49GUNWX, N49GUNMX	Upholstery	0.70	0.80	1.00	1.80	13.8
	Extreme back (include part under the seat)	0.80	1.00	1.20	1.80	14.9
N49BUNW, N49BUNM, N49CUNW, N49CUNM	Complete	0.70	1.00	1.50	2.30	13.8
N49BUNWX, N49BUNMX, N49CUNWX, N49CUNMX	Upholstery	0.60	0.80	1.00	1.80	11.1
	Extreme back (include part under the seat)	0.60	0.80	1.00	1.80	12.2
N49GMND1, N49GMNS1H, N49GMNS1W, N49GMNS1, N49GMNSC1	Complete	2.10	2.50	3.50	4.00	42.6
N49GMND1X, N49GMNS1HX, N49GMNS1WX, N49GMNS1X, N49GMNSC1X	Upholstery	1.30	1.50	2.00	2.50	24.9
	Extreme back (include part under the seat)	1.00	1.30	2.00	2.80	19.9
N49DN1DM, N49DN14LM	Complete	0.80	1.00	2.30	3.20	16.6
N49DN1DMX, N49DN14LMX	Seat	0.70	0.80	1.00	1.30	14.4
	Seat Accent	0.50	0.60	1.70	2.70	10

GRIN

