
Meadow

Product Specifications	446
Fabrics and Options	449
Contrasting Fabrics Specifications	450
Product Pages	452
COM Yardage Requirements	460

MEADOW PRODUCT SPECIFICATIONS

3-POSITION RECLINER

- Features a durable 3-position mechanism which reclines to 124 degrees

CONSTRUCTION

- Optional push bar with a platinum metallic finish helps caregivers reposition the chair
- Optional bump guard is a protective plastic welt cord
- Contoured back offers supportive, patient comfort
- Moisture barrier is optional for seat. Upcharge applies

ARMS

- Arm caps are available in polyurethane, 3D laminate, finished beech wood, and solid surface
- EOS^{CU} (Cupron-enhanced EOS) biocidal solid surface arm caps are optional on solid surface arm cap model; upcharge applies
- Model without arm caps is also available

FOOTRESTS

- Footrest features a removable upholstery cover

CASTERS

- Front casters are locking
- Rear casters are non-locking

FOLD-DOWN TRAYS

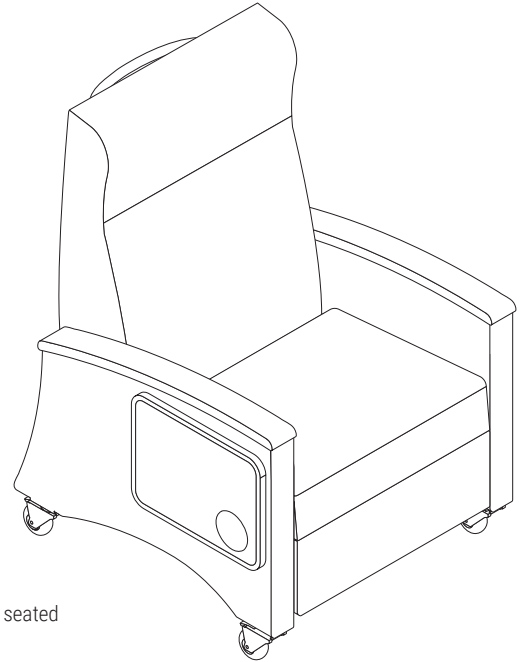
- Models with fold-down tray are available; tray can be specified for the left or right side of the recliner as seated
- Tray is 12" D x 16" W

UTILITY HOOK

- Utility bag hook is available on the left side of the recliner as seated; upcharge applies

CONTRASTING FABRICS

- Contrasting fabric may be specified on back, seat, and arms/frame



PATIENT RECLINER

CONSTRUCTION

- Optional push bar with a platinum metallic finish helps caregivers reposition the chair
- Contoured back offers supportive, patient comfort
- Optional bump guard is a protective plastic welt cord
- Heated seat is available as an option
- Heating element complies with UL 60601-1; works with 110 V outlet
- Infinite back lock allows locking the back into various positions in 1 degree increments
- Moisture barrier is optional for seat. Upcharge applies

ARMS

- Arm caps are available in polyurethane, 3D laminate, finished beech wood, and solid surface
- EOS^{CU} (Cupron-enhanced EOS) biocidal solid surface arm caps are optional on solid surface arm cap model; upcharge applies
- Model without arm caps is also available

FOOTRESTS

- Footrest features a removable upholstery cover
- Optional pull-out footrest allows for patient to ingress and egress more easily
- Footrest also can be used for comfort when recliner is in the seated position
- Footrest lever allows footrest to be extended independently of the back operation

CASTERS

- Grey, non-marking casters work on both hard and soft surfaces
- Individual-locking, single-wheel casters are standard (not shown); central-locking, dual-wheel casters are optional (shown)
- Optional central-locking casters with brake are controlled from a foot pedal on the left side of the recliner

FOLD-DOWN TRAYS

- Models with fold-down tray on the left side of the recliner (as seated) are available
- Tray is 12" D x 16" W

UTILITY HOOK

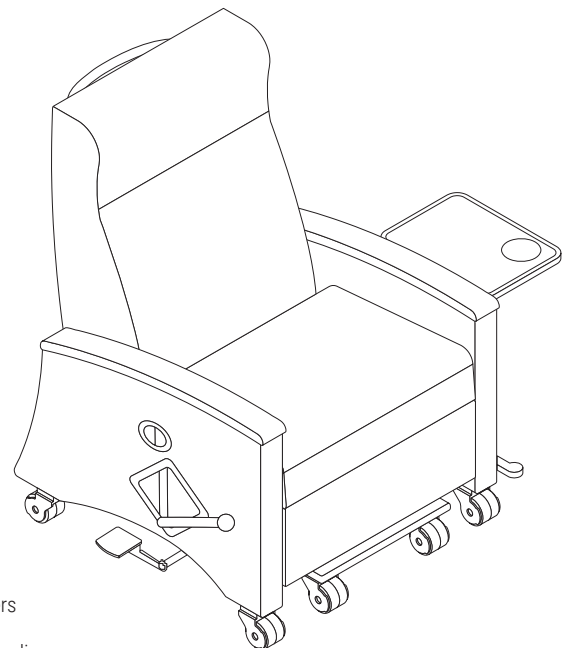
- Utility bag hook is available on the left side of the recliner as seated; upcharge applies

TRENDELENBURG

- Trendelenburg option allows feet to be higher than head; paddles are located on both sides of the recliner

CONTRASTING FABRICS

- Contrasting fabric may be specified on back, seat, and arms/frame



MEADOW PRODUCT SPECIFICATIONS

DROP-ARM RECLINER

- Drop arm recliner is designed to allow caregivers easier access to move a patient from bed to chair

CONSTRUCTION

- Optional push bar with a platinum metallic finish helps caregivers reposition the chair
- Contoured back offers supportive, patient comfort
- Optional bump guard is a protective plastic welt cord
- Heated seat is available as an option
- Heating element complies with UL 60601-1; works with 110 V outlet
- Infinite back lock allows locking the back into various positions in 1 degree increments
- Moisture barrier is optional for seat. Upcharge applies

ARMS

- Arm caps are available in polyurethane, 3D laminate, finished beech wood, and solid surface
- EOS^{CU} (Cupron-enhanced EOS) biocidal solid surface arm caps are optional on solid surface arm cap model; upcharge applies
- Model without arm caps is also available
- Drop arm eases lateral patient transfer
- Arm is shown in the "up" position (top figure)
- Drop arm is shown in the "down" position (bottom figure)
- Pull-out knob on the back of the drop-arm unlocks the drop arm (bottom figure)

FOOTRESTS

- Footrest features a removable upholstery cover
- Optional pull-out footrest allows for patient to ingress and egress more easily
- Footrest also can be used for comfort when recliner is in the seated position
- Footrest lever allows footrest to be extended independently of the back operation

CASTERS

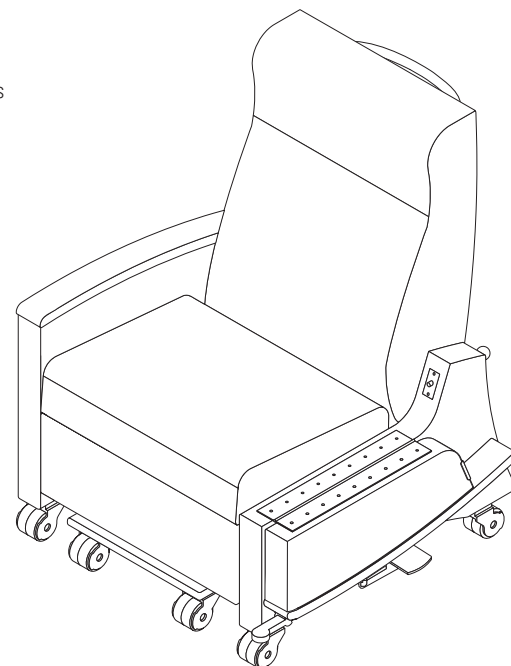
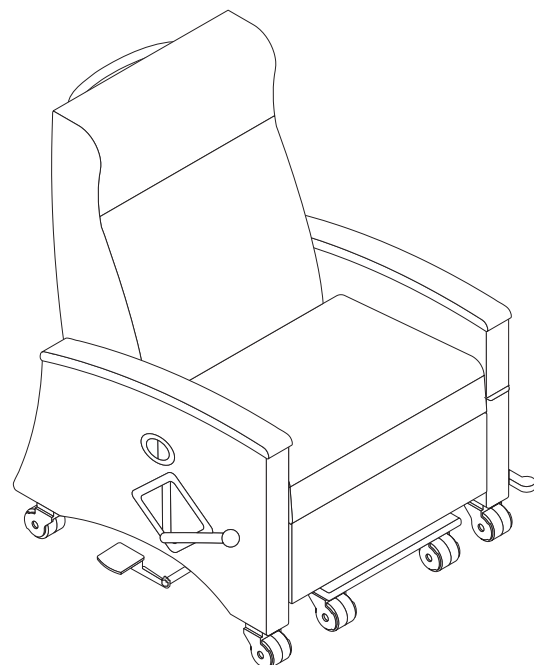
- Grey, non-marking casters work on both hard and soft surfaces
- Individual-locking, single-wheel casters are standard (not shown); central-locking, dual-wheel casters are optional (shown)
- Optional central-locking casters with brake are controlled from a foot pedal on the left side of the recliner

TRENDELENBURG

- Trendelenburg option allows feet to be higher than head; paddles are located on both sides of the recliner

CONTRASTING FABRICS

- Contrasting fabric may be specified on back, seat, and arms/frame



MEADOW

MEADOW PRODUCT SPECIFICATIONS

BARIATRIC RECLINER

- Bariatric recliner provides a generous seat width for patient comfort

CONSTRUCTION

- Optional push bar with a platinum metallic finish helps caregivers reposition the chair
- Optional bump guard is a protective plastic welt cord
- Contoured back offers supportive, patient comfort
- Heated seat is available as an option
- Heating element complies with UL 60601-1; works with 110 V outlet
- Infinite back lock allows locking the back into various positions in 1 degree increments
- Moisture barrier is optional for seat. Upcharge applies

ARMS

- Arm caps are available in polyurethane, 3D laminate, finished beech wood, and solid surface
- EOS^{CU} (Cupron-enhanced EOS) biocidal solid surface arm caps are optional on solid surface arm cap model; upcharge applies
- Model without arm caps is also available

FOOTRESTS

- Footrest features a removable upholstery cover
- Optional pull-out footrest allows for patient to ingress and egress more easily
- Footrest also can be used for comfort when recliner is in the seated position
- Footrest lever allows footrest to be extended independently of the back operation

CASTERS

- Grey, non-marking casters work on both hard and soft surfaces
- Individual-locking, single-wheel casters are standard (not shown); central-locking, dual-wheel casters are optional (shown)
- Optional central-locking casters with brake are controlled from a foot pedal on the left side of the recliner

FOLD-DOWN TRAYS

- Models with fold-down tray on the left side of the recliner (as seated) are available
- Tray is 12" D x 16" W

UTILITY HOOK

- Utility bag hook is available on the left side of the recliner as seated; upcharge applies

CONTRASTING FABRICS

- Contrasting fabric may be specified on back, seat, and arms/frame

GLIDER RECLINER

- Glider recliner can be adjusted to the ideal position for comfort, from smooth glide capabilities to a reclining, 160 degree position

CONSTRUCTION

- Contoured back offers supportive, patient comfort
- Optional bump guard is a protective plastic welt cord
- Infinite back lock allows locking the back into various positions in 1 degree increments
- Button is conveniently located inside the right arm panel for easy adjustment
- Moisture barrier is optional for seat. Upcharge applies

ARMS

- Arm caps are available in polyurethane, 3D laminate, finished beech wood, and solid surface
- EOS^{CU} (Cupron-enhanced EOS) biocidal solid surface arm caps are optional on solid surface arm cap model; upcharge applies
- Model without arm caps is also available

GLIDER

- Glider locking lever is located on the left side of the recliner as seated

FOOTRESTS

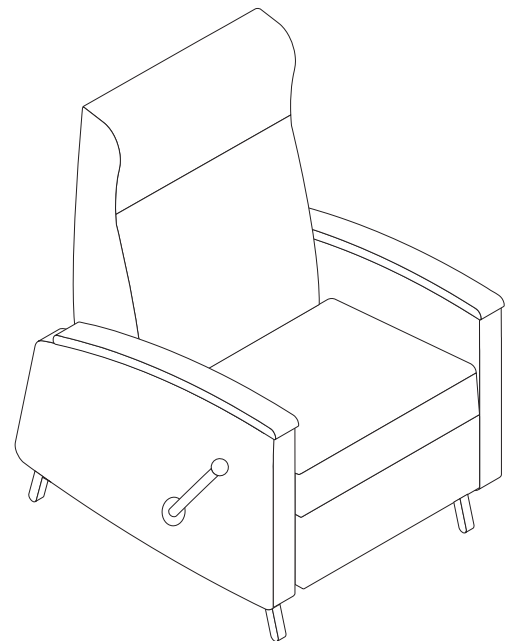
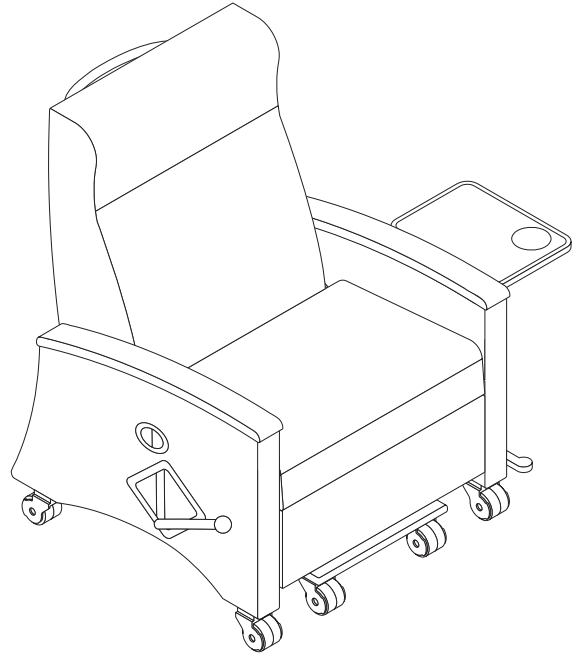
- Footrest features a removable upholstery cover
- Footrest lever allows footrest to be extended independently of the back operation

LEGS

- Legs are black metal

CONTRASTING FABRICS

- Contrasting fabric may be specified on back, seat, and arms/frame



SURFACE MATERIALS

See the Kimball Hospitality Surface Materials Reference Guide at kimballhospitality.com for a complete overview of our materials program, including:

- Characteristics of wood
- Special wood finishes
- Customer specified laminate (CSL)
- Customer specified paint (CSP)
- Fabric application and colorways
- Customer's own material (COM) process overview
- Alliance program

ALLIANCE FABRIC PROGRAM

Kimball Hospitality has analyzed each model to most accurately reflect the COM/COL yardage requirements shown on page 460.

The yardage requirement for each model is based on 54" wide fabric and cutting the fabric up the roll.

If repeat is larger than 18", contact Customer Service to confirm the correct amount of yardage required. When ordering 10 or more chairs in the same COM, yardage requirements may be reduced.

Contact Customer Service.

PRICE GRADES A-R

See Surface Materials at www.kimballhospitality.com for a wide variety of graded-in fabrics from Arc-Com, Carnegie, CF Stinson, Designtex, Maharam, Mayer, Momentum, and Ultrafabrics.

FABRIC SAMPLES

If you need samples for presentation(s), contact our alliance partners directly at:

Arc-Com	800.223.5466	arc-com.com
Carnegie	800.727.6770	carnegiefabrics.com
CF Stinson	800.841.6279	cfstinson.com
Designtex	800.221.1540	designtex.com
Maharam	800.645.3943	maharam.com
Mayer	800.428.4415	mayerfabrics.com
Momentum	800.366.6839	memosamples.com
Ultrafabrics	877.309.6648	ultrafabricsllc.com

FOLD-DOWN TRAY AND ARM CAPS

3D LAMINATE

CO	Canyon
DF	Driftwood
MH	Mocha
YO	Monterey
NW	Tuscan

FOLD DOWN TRAY LOCATION

L	Left as Seated (recommended)
R	Right as Seated

ARM CAPS

POLYURETHANE

495	Beige
462	Cinder
496	Grey

SOLID SURFACE

STANDARD		PREMIUM*	EOS*
7101	Bisque	467	Carbon Concrete
405	Designer White	468	Neutral Concrete
		464	Peace Grey
		469	Weathered Concrete
			*\$446 Upcharge applies
		495	EOS ^{CU} Beige
		496	EOS ^{CU} Grey
			*\$810 Upcharge applies

WOOD

BZ	Brazilwood	MH	Mocha
CO	Canyon	YO	Monterey
CI	Chai	PC	Porcini
CC	Cordoba	PB	Portobello
DF	Driftwood	792	Sable
KN	Kona	NW	Tuscan
MW	Midtown	WL	Willow

IMPORTANT: Hardwood finishes on seating are complementary to veneer finishes on casegoods and tables, but may not be a direct match due to the difference in substrates

Contact Customer Service for more information

MOISTURE BARRIER

X	No Moisture Barrier
MB1	Seat (\$140 upcharge)

TRENDELENBURG OPTION

Y	Yes (\$278 upcharge)
N	No

PULL OUT FOOTREST

Y	Yes (\$416 upcharge)
N	No

CASTERS

ILC	Individual Locking
CLC	Central Locking (\$1349 upcharge)

HEATED SEAT

Y	Yes (\$1538 upcharge)
N	No

PUSH BAR

Y	Yes (\$166 upcharge)
N	No

UTILITY BAG HOOK

N	None
L	Left as Seated (\$166 upcharge)

BUMP GUARD

Y	Yes (\$43 upcharge)
N	No

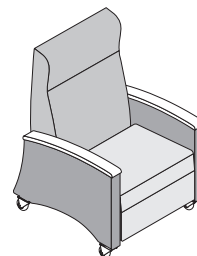
TO ORDER CONTRASTING FABRIC, SPECIFY

MEADOW

3-Position Recliner page 452

3-Position Recliner with Fold-Down Tray page 453

1. Model Number plus "X"
2. Back Fabric Grade
3. Back Fabric Number
4. Seat Fabric Grade
5. Seat Fabric Number
6. Arms/Frame (Primary) Fabric Grade
7. Arms/Frame (Primary) Fabric Number
8. Arm Cap Designator (if applicable)
9. Moisture Barrier Optional for Seat
10. Fold-Down Tray Color Designator (if applicable)
11. Fold-Down Tray Location (if applicable)
12. Push Bar
13. Utility Bag Hook
14. Bump Guard

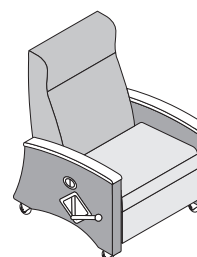


Back, seat, and arms/frame

Patient Recliner page 454

Patient Recliner with Fold-Down Tray page 455

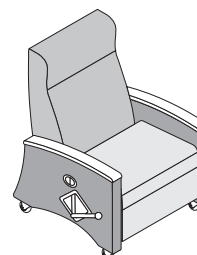
1. Model Number plus "X"
2. Back Fabric Grade
3. Back Fabric Number
4. Seat Fabric Grade
5. Seat Fabric Number
6. Arms/Frame (Primary) Fabric Grade
7. Arms/Frame (Primary) Fabric Number
8. Arm Cap Designator (if applicable)
9. Moisture Barrier Optional for Seat
10. Fold-Down Tray Color Designator (if applicable)
11. Trendelenburg Option
12. Pull-Out Footrest Option
13. Caster Option
14. Heated Seat Option
15. Push Bar
16. Utility Bag Hook
17. Bump Guard



Back, Seat, and arms/frame

Drop Arm Recliner page 456

1. Model Number plus "X"
2. Back Fabric Grade
3. Back Fabric Number
4. Seat Fabric Grade
5. Seat Fabric Number
6. Arms/Frame (Primary) Fabric Grade
7. Arms/Frame (Primary) Fabric Number
8. Arm Cap Designator (if applicable)
9. Moisture Barrier Optional for Seat
10. Trendelenburg Option
11. Pull-Out Footrest Option
12. Caster Option
13. Heated Seat Option
14. Push Bar
15. Bump Guard

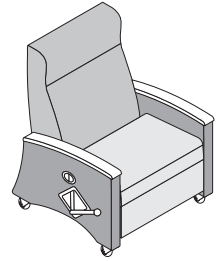


Back, Seat, and arms/frame

Bariatric Recliner page 457

Bariatric Recliner with Fold-Down Tray page 458

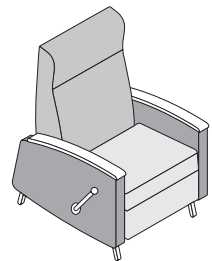
1. Model Number plus "X"
2. Back Fabric Grade
3. Back Fabric Number
4. Seat Fabric Grade
5. Seat Fabric Number
6. Arms/Frame (Primary) Fabric Grade
7. Arms/Frame (Primary) Fabric Number
8. Arm Cap Designator (if applicable)
9. Moisture Barrier Optional for Seat
10. Full-Down Tray Color Designator (if applicable)
11. Pull-Out Footrest Option
12. Caster Option
13. Heated Seat Option
14. Push Bar
15. Utility Bag Hook
16. Bump Guard



Back, seat, and arms/frame

Glider Recliner page 459

1. Model Number plus "X"
2. Back Fabric Grade
3. Back Fabric Number
4. Seat Fabric Grade
5. Seat Fabric Number
6. Arms/Frame (Primary) Fabric Grade
7. Arms/Frame (Primary) Fabric Number
8. Arm Cap Designator (if applicable)
9. Moisture Barrier Optional for Seat
10. Bump Guard



Back, seat, and arms/frame

MEADOW

TO ORDER, SPECIFY:

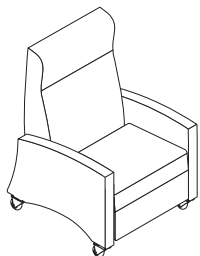
1. Model Number
2. Back Fabric Grade
3. Back Fabric Number
4. Seat Fabric Grade
5. Seat Fabric Number
6. Arms/Frame (Primary) Fabric Grade
7. Arms/Frame (Primary) Fabric Number
8. Arm Cap Designator (if applicable)
9. Moisture Barrier Optional for Seat
10. Push Bar
11. Utility Bag Hook
12. Bump Guard

- See page 449 for Meadow options
- See page 460 for COM fabric yardage


3-POSITION RECLINER

MODEL NO.

ALLIANCE PROGRAM PRICE GRADES



No Arm Caps



Arm Caps

MODEL NO.			A	B	C	D	E	F	G	H	I
			J	K	L	M	N	O	P	Q	R
K693PR24	No Arm Caps	\$	4822	5038	5206	5374	5557	5773	5893	6130	6325
			6529	6853	7501	7912	7999	8080	8182	8278	8728
K693PR24ACP	Polyurethane Arm Caps		5003	5219	5387	5555	5738	5954	6074	6311	6506
			6710	7034	7682	8093	8180	8261	8363	8459	8909
K693PR24ACW	Wood Arm Caps		5201	5417	5585	5753	5936	6152	6272	6509	6704
			6908	7232	7880	8291	8378	8459	8561	8657	9107
K693PR24ACT	3D Laminate Arm Caps		5320	5536	5704	5872	6055	6271	6391	6628	6823
			7027	7351	7999	8410	8497	8578	8680	8776	9226
K693PR24ACS	Solid Surface Arm Caps		5866	6082	6250	6418	6601	6817	6937	7174	7369
			7573	7897	8545	8956	9043	9124	9226	9322	9772

DIMENSIONS - NO ARM CAPS

Width	30¼	Seat Height	19½	Arm Height	25½	Weight	205
Depth	32¼	Seat Depth	20½	Arm Extended	68	Cubic Ft.	50.10
Height	43¼	Seat Width	24				

DIMENSIONS - ARM CAPS

Width	30¼	Seat Height	19½	Arm Height	26¼	Weight	205
Depth	32¼	Seat Depth	20½	Arm Extended	68	Cubic Ft.	50.10
Height	43¼	Seat Width	24				

- Contrasting fabric option – specify X (i.e., K693PR24X); see page 450. For list pricing, use your electronic specification tool or contact customer service
- Grey, non-marking, single-wheel casters; locking front casters, non-locking back casters
- Removable cover on footrest

TO ORDER, SPECIFY:

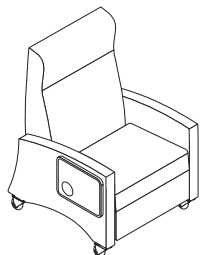
1. Model Number
2. Back Fabric Grade
3. Back Fabric Number
4. Seat Fabric Grade
5. Seat Fabric Number
6. Arms/Frame (Primary) Fabric Grade
7. Arms/Frame (Primary) Fabric Number
8. Arm Cap Designator (if applicable)
9. Moisture Barrier Optional for Seat
10. Fold-Down Tray Color Designator
11. Fold-Down Tray Location
12. Push Bar
13. Utility Bag Hook
14. Bump Guard

- See page 449 for Meadow options
- See page 460 for COM fabric yardage

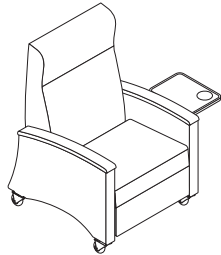
3-POSITION RECLINER WITH FOLD-DOWN TRAY

MODEL NO.

ALLIANCE PROGRAM PRICE GRADES



No Arm Caps



Arm Caps

		A	B	C	D	E	F	G	H	I
		J	K	L	M	N	O	P	Q	R
K693PR24MT	No Arm Caps	\$ 5152	5368	5536	5704	5887	6103	6223	6460	6655
		6859	7183	7831	8242	8329	8410	8512	8608	9058
K693PR24ACPM	Polyurethane Arm Caps	5332	5548	5716	5884	6067	6283	6403	6640	6835
		7039	7363	8011	8422	8509	8590	8692	8788	9238
K693PR24ACWMT	Wood Arm Caps	5531	5747	5915	6083	6266	6482	6602	6839	7034
		7238	7562	8210	8621	8708	8789	8891	8987	9437
K693PR24ACTMT	3D Laminate Arm Caps	5648	5864	6032	6200	6383	6599	6719	6956	7151
		7355	7679	8327	8738	8825	8906	9008	9104	9554
K693PR24ACSMT	Solid Surface Arm Caps	6195	6411	6579	6747	6930	7146	7266	7503	7698
		7902	8226	8874	9285	9372	9453	9555	9651	10101

DIMENSIONS - NO ARM CAPS

Width	30¼	Seat Height	19½	Arm Height	25½	Weight	205
Depth	32¼	Seat Depth	20½	Arm Extended	68	Cubic Ft.	50.10
Height	43¼	Seat Width	24				

DIMENSIONS - ARM CAPS

Width	30¼	Seat Height	19½	Arm Height	26¼	Weight	205
Depth	32¼	Seat Depth	20½	Arm Extended	68	Cubic Ft.	50.10
Height	43¼	Seat Width	24				

- Contrasting fabric option – specify X (i.e., K693PR24MTX); see page 450. For list pricing, use your electronic specification tool or contact customer service
- Grey, non-marking, single-wheel casters; locking front casters, non-locking back casters
- Removable cover on footrest
- Fold-down tray (left or right as seated): 3D laminate
- Arm caps, if applicable: polyurethane, beech wood, 3D laminate, or solid surface

MEADOW

TO ORDER, SPECIFY:

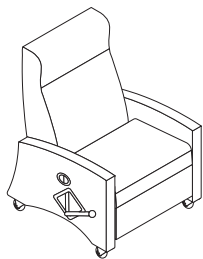
1. Model Number
2. Back Fabric Grade
3. Back Fabric Number
4. Seat Fabric Grade
5. Seat Fabric Number
6. Arms/Frame (Primary) Fabric Grade
7. Arms/Frame (Primary) Fabric Number
8. Arm Cap Designator (if applicable)
9. Moisture Barrier Optional for Seat
10. Trendelenburg Option
11. Pull-Out Footrest Option
12. Caster Option
13. Heated Seat Option
14. Push Bar
15. Utility Bag Hook
16. Bump Guard

- See page 449 for Meadow options
- See page 460 for COM fabric yardage

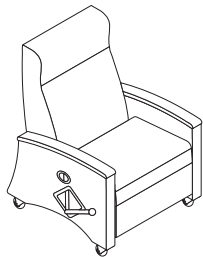
PATIENT RECLINER

MODEL NO.

ALLIANCE PROGRAM PRICE GRADES



No Arm Caps



Arm Caps

			A	B	C	D	E	F	G	H	I
			J	K	L	M	N	O	P	Q	R
K69R24	No Arm Caps	\$	5647	5839	5988	6138	6300	6492	6600	6810	6984
			7164	7452	8028	8394	8472	8544	8634	8719	9120
K69R24ACP	Polyurethane Arm Caps		5791	5983	6132	6282	6444	6636	6744	6954	7128
			7308	7596	8172	8538	8616	8688	8778	8863	9264
K69R24ACW	Wood Arm Caps		5929	6121	6270	6420	6582	6774	6882	7092	7266
			7446	7734	8310	8676	8754	8826	8916	9001	9402
K69R24ACT	3D Laminate Arm Caps		6048	6240	6389	6539	6701	6893	7001	7211	7385
			7565	7853	8429	8795	8873	8945	9035	9120	9521
K69R24ACS	Solid Surface Arm Caps		6809	7001	7150	7300	7462	7654	7762	7972	8146
			8326	8614	9190	9556	9634	9706	9796	9881	10282

DIMENSIONS - NO ARM CAPS

Width	33	Seat Height	21½	Arm Height	27	Weight	205
Depth	32	Seat Depth	20	Arm Extended	72	Cubic Ft.	50.10
Height	46½	Seat Width	23½				

DIMENSIONS - ARM CAPS

Width	33	Seat Height	21½	Arm Height	27¼	Weight	205
Depth	32	Seat Depth	20	Arm Extended	72	Cubic Ft.	50.10
Height	46½	Seat Width	23½				

- Contrasting fabric option – specify X (i.e., K69R24X); see page 450. For list pricing, use your electronic specification tool or contact customer service
- Grey, non-marking, individually locking, single-wheel casters
- Independent footrest and back operation
- Removable cover on footrest
- Infinite back lock in 1 degree increments to full sleeping position
- Arm caps, if applicable: polyurethane, beech wood, 3D laminate, or solid surface

TO ORDER, SPECIFY:

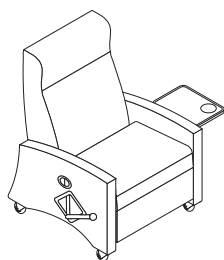
1. Model Number
2. Back Fabric Grade
3. Back Fabric Number
4. Seat Fabric Grade
5. Seat Fabric Number
6. Arms/Frame (Primary) Fabric Grade
7. Arms/Frame (Primary) Fabric Number
8. Arm Cap Designator (if applicable)
9. Moisture Barrier Optional for Seat
10. Fold-Down Tray Color Designator
11. Trendelenburg Option
12. Pull-Out Footrest Option
13. Caster Option
14. Heated Seat Option
15. Push Bar
16. Utility Bag Hook
17. Bump Guard

- See page 449 for Meadow options
- See page 460 for COM fabric yardage

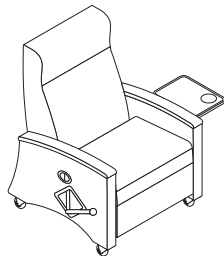
PATIENT RECLINER WITH FOLD-DOWN TRAY

MODEL NO.

ALLIANCE PROGRAM PRICE GRADES



No Arm Caps



Arm Caps

		A	B	C	D	E	F	G	H	I
		J	K	L	M	N	O	P	Q	R
K69R24MT	No Arm Caps	\$ 5977	6169	6318	6468	6630	6822	6930	7140	7314
		7494	7782	8358	8724	8802	8874	8964	9049	9450
K69R24ACPMT	Polyurethane Arm Caps	6119	6311	6460	6610	6772	6964	7072	7282	7456
		7636	7924	8500	8866	8944	9016	9106	9191	9592
K69R24ACWMT	Wood Arm Caps	6260	6452	6601	6751	6913	7105	7213	7423	7597
		7777	8065	8641	9007	9085	9157	9247	9332	9733
K69R24ACTMT	3D Laminate Arm Caps	6377	6569	6718	6868	7030	7222	7330	7540	7714
		7894	8182	8758	9124	9202	9274	9364	9449	9850
K69R24ACSMT	Solid Surface Arm Caps	7138	7330	7479	7629	7791	7983	8091	8301	8475
		8655	8943	9519	9885	9963	10035	10125	10210	10611

DIMENSIONS - NO ARM CAPS

Width	33	Seat Height	21½	Arm Height	27	Weight	205
Depth	32	Seat Depth	20	Arm Extended	72	Cubic Ft.	50.10
Height	46½	Seat Width	23½				

DIMENSIONS - ARM CAPS

Width	33	Seat Height	21½	Arm Height	27¾	Weight	205
Depth	32	Seat Depth	20	Arm Extended	72	Cubic Ft.	50.10
Height	46½	Seat Width	23½				

- Contrasting fabric option – specify X (i.e., K69R24MTX); see page 450. For list pricing, use your electronic specification tool or contact customer service
- Grey, non-marking, individually locking, single-wheel casters
- Independent footrest and back operation
- Removable cover on footrest
- Infinite back lock in 1 degree increments to full sleeping position
- Fold-down tray (left as seated): 3D laminate
- Arm caps, if applicable: polyurethane, beech wood, 3D laminate, or solid surface

MEADOW

TO ORDER, SPECIFY:

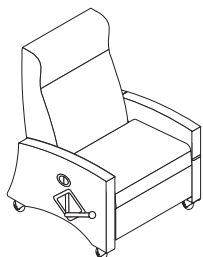
1. Model Number
2. Back Fabric Grade
3. Back Fabric Number
4. Seat Fabric Grade
5. Seat Fabric Number
6. Arms/Frame (Primary) Fabric Grade
7. Arms/Frame (Primary) Fabric Number
8. Arm Cap Designator (if applicable)
9. Moisture Barrier Optional for Seat
10. Trendelenburg Option
11. Pull-Out Footrest Option
12. Caster Option
13. Heated Seat Option
14. Push Bar
15. Bump Guard

- See page 449 for Meadow options
- See page 460 for COM fabric yardage

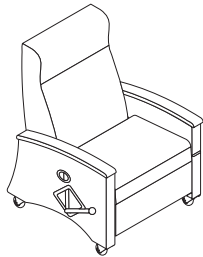
DROP ARM RECLINER

MODEL NO.

ALLIANCE PROGRAM PRICE GRADES



No Arm Caps



Arm Caps

			A	B	C	D	E	F	G	H	I
			J	K	L	M	N	O	P	Q	R
K69RDA24	No Arm Caps	\$	7858	8122	8327	8533	8756	9020	9168	9457	9696
			9944	10340	11132	11635	11742	11841	11965	12082	12633
K69RDA24ACW	Wood Arm Caps		8238	8502	8707	8913	9136	9400	9548	9837	10076
			10324	10720	11512	12015	12122	12221	12345	12462	13013
K69RDA24ACT	3D Laminate Arm Caps		8367	8631	8836	9042	9265	9529	9677	9966	10205
			10453	10849	11641	12144	12251	12350	12474	12591	13142
K69RDA24ACS	Solid Surface Arm Caps		8918	9182	9387	9593	9816	10080	10228	10517	10756
			11004	11400	12192	12695	12802	12901	13025	13142	13693

DIMENSIONS - NO ARM CAPS

Width	33	Seat Height	21½	Arm Height	27	Weight	205
Depth	32	Seat Depth	20	Arm Extended	72	Cubic Ft.	50.10
Height	46½	Seat Width	23½				

DIMENSIONS - ARM CAPS

Width	33	Seat Height	21½	Arm Height	27¾	Weight	205
Depth	32	Seat Depth	20	Arm Extended	72	Cubic Ft.	50.10
Height	46½	Seat Width	23½				

- Contrasting fabric option – specify X (i.e., K69RDA24X); see page 450. For list pricing, use your electronic specification tool or contact customer service
- Grey, non-marking, individually locking, single-wheel casters
- Independent footrest and back operation
- Removable cover on footrest
- Infinite back lock in 1 degree increments to full sleeping position
- Drop-arm with release knob
- Arm caps, if applicable: polyurethane, beech wood, 3D laminate, or solid surface

TO ORDER, SPECIFY:

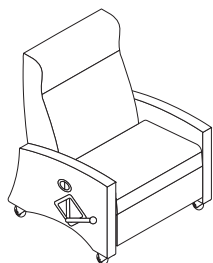
1. Model Number
2. Back Fabric Grade
3. Back Fabric Number
4. Seat Fabric Grade
5. Seat Fabric Number
6. Arms/Frame (Primary) Fabric Grade
7. Arms/Frame (Primary) Fabric Number
8. Arm Cap Designator (if applicable)
9. Moisture Barrier Optional for Seat
10. Pull-Out Footrest Option
11. Caster Option
12. Heated Seat Option
13. Push Bar
14. Utility Bag Hook
15. Bump Guard

- See page 449 for Meadow options
- See page 460 for COM fabric yardage

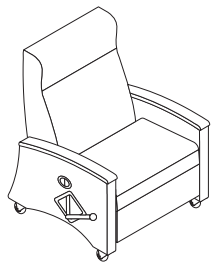
BARIATRIC RECLINER

MODEL NO.

ALLIANCE PROGRAM PRICE GRADES



No Arm Caps



Arm Caps

		A	B	C	D	E	F	G	H	I
		J	K	L	M	N	O	P	Q	R
K69R27	No Arm Caps	\$ 6529	6761	6943	7123	7320	7552	7682	7935	8146
		8364	8712	9408	9849	9944	10031	10139	10241	10727
K69R27ACP	Polyurethane Arm Caps	6710	6942	7124	7304	7501	7733	7863	8116	8327
		8545	8893	9589	10030	10125	10212	10320	10422	10908
K69R27ACW	Wood Arm Caps	6906	7138	7320	7500	7697	7929	8059	8312	8523
		8741	9089	9785	10226	10321	10408	10516	10618	11104
K69R27ACT	3D Laminate Arm Caps	7033	7265	7447	7627	7824	8056	8186	8439	8650
		8868	9216	9912	10353	10448	10535	10643	10745	11231
K69R27ACS	Solid Surface Arm Caps	7592	7824	8006	8186	8383	8615	8745	8998	9209
		9427	9775	10471	10912	11007	11094	11202	11304	11790

DIMENSIONS - NO ARM CAPS

Width	36	Seat Height	21½	Arm Height	27	Weight	250
Depth	32	Seat Depth	20	Arm Extended	72	Cubic Ft.	50.10
Height	46½	Seat Width	26½				

DIMENSIONS - ARM CAPS

Width	36	Seat Height	21½	Arm Height	27¾	Weight	250
Depth	32	Seat Depth	20	Arm Extended	72	Cubic Ft.	50.10
Height	46½	Seat Width	26½				

- Contrasting fabric option – specify X (i.e., K69R27X); see page 451. For list pricing, use your electronic specification tool or contact customer service
- Grey, non-marking, individually locking, single-wheel casters
- Independent footrest and back operation
- Removable cover on footrest
- Infinite back lock in 1 degree increments to full sleeping position
- Arm caps, if applicable: polyurethane, beech wood, 3D laminate, or solid surface

MEADOW

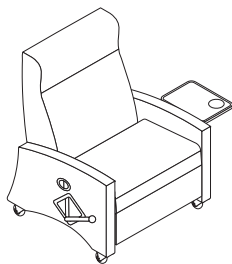
TO ORDER, SPECIFY:

1. Model Number
2. Back Fabric Grade
3. Back Fabric Number
4. Seat Fabric Grade
5. Seat Fabric Number
6. Arms/Frame (Primary) Fabric Grade
7. Arms/Frame (Primary) Fabric Number
8. Arm Cap Designator (if applicable)
9. Moisture Barrier Optional for Seat
10. Fold-Down Tray Color Designator
11. Pull-Out Footrest Option
12. Caster Option
13. Heated Seat Option
14. Push Bar
15. Utility Bag Hook
16. Bump Guard

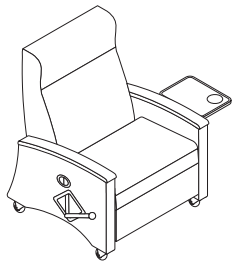
- See page 449 for Meadow options
- See page 460 for COM fabric yardage

BARIATRIC RECLINER
WITH FOLD-DOWN TRAYMODEL
NO.

ALLIANCE PROGRAM PRICE GRADES



No Arm Caps



Arm Caps

MODEL NO.			A	B	C	D	E	F	G	H	I
			J	K	L	M	N	O	P	Q	R
K69R27MT	No Arm Caps	\$	6857	7089	7271	7451	7648	7880	8010	8263	8474
			8692	9040	9736	10177	10272	10359	10467	10569	11055
K69R27ACPMT	Polyurethane Arm Caps		7040	7272	7454	7634	7831	8063	8193	8446	8657
			8875	9223	9919	10360	10455	10542	10650	10752	11238
K69R27ACWMT	Wood Arm Caps		7235	7467	7649	7829	8026	8258	8388	8641	8852
			9070	9418	10114	10555	10650	10737	10845	10947	11433
K69R27ACTMT	3D Laminate Arm Caps		7362	7594	7776	7956	8153	8385	8515	8768	8979
			9197	9545	10241	10682	10777	10864	10972	11074	11560
K69R27ACSMT	Solid Surface Arm Caps		7920	8152	8334	8514	8711	8943	9073	9326	9537
			9755	10103	10799	11240	11335	11422	11530	11632	12118

DIMENSIONS - NO ARM CAPS

Width	36	Seat Height	21½	Arm Height	27	Weight	250
Depth	32	Seat Depth	20	Arm Extended	72	Cubic Ft.	50.10
Height	46½	Seat Width	26½				

DIMENSIONS - ARM CAPS

Width	36	Seat Height	21½	Arm Height	27¾	Weight	250
Depth	32	Seat Depth	20	Arm Extended	72	Cubic Ft.	50.10
Height	46½	Seat Width	26½				


- Contrasting fabric option – specify X (i.e., K69R27MTX); see page 451. For list pricing, use your electronic specification tool or contact customer service
- Grey, non-marking, individually locking, single-wheel casters
- Independent footrest and back operation
- Removable cover on footrest
- Infinite back lock in 1 degree increments to full sleeping position
- Fold-down tray (left as seated): 3D laminate
- Arm caps, if applicable: polyurethane, beech wood, 3D laminate, or solid surface

TO ORDER, SPECIFY:

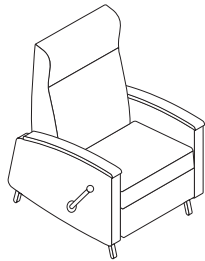
1. Model Number
2. Back Fabric Grade
3. Back Fabric Number
4. Seat Fabric Grade
5. Seat Fabric Number
6. Arms/Frame (Primary) Fabric Grade
7. Arms/Frame (Primary) Fabric Number
8. Arm Cap Designator (if applicable)
9. Moisture Barrier Optional for Seat
10. Bump Guard

- See page 449 for Meadow options
- See page 460 for COM fabric yardage

GLIDER RECLINER



No Arm Caps



Arm Caps

MODEL NO.

ALLIANCE PROGRAM PRICE GRADES

		A	B	C	D	E	F	G	H	I
		J	K	L	M	N	O	P	Q	R
K69GR24	No Arm Caps	\$ 7064	7280	7448	7616	7799	8015	8135	8372	8567
		8771	9095	9743	10154	10241	10322	10424	10520	10970
K69GR24ACP	Polyurethane Arm Caps	7246	7462	7630	7798	7981	8197	8317	8554	8749
		8953	9277	9925	10336	10423	10504	10606	10702	11152
K69GR24ACW	Wood Arm Caps	7442	7658	7826	7994	8177	8393	8513	8750	8945
		9149	9473	10121	10532	10619	10700	10802	10898	11348
K69GR24ACT	3D Laminate Arm Caps	7567	7783	7951	8119	8302	8518	8638	8875	9070
		9274	9598	10246	10657	10744	10825	10927	11023	11473
K69GR24ACS	Solid Surface Arm Caps	8107	8323	8491	8659	8842	9058	9178	9415	9610
		9814	10138	10786	11197	11284	11365	11467	11563	12013

DIMENSIONS - NO ARM CAPS

Width	36	Seat Height	19½	Arm Height	25½	Weight	205
Depth	34	Seat Depth	21	Arm Extended	67	Cubic Ft.	50.10
Height	45	Seat Width	24				

DIMENSIONS - ARM CAPS

Width	36	Seat Height	19½	Arm Height	26¼	Weight	205
Depth	34	Seat Depth	21	Arm Extended	67	Cubic Ft.	50.10
Height	45	Seat Width	24				

- Contrasting fabric option – specify X (i.e., K69GR24X); see page 451. For list pricing, use your electronic specification tool or contact customer service
- Independent footrest and back operation
- Removable cover on footrest
- Supportive, contoured back
- Infinite back lock in 1 degree increments
- Arm caps, if applicable: polyurethane, beech wood, 3D laminate, or solid surface

COM YARDAGE REQUIREMENTS

COM YARDAGE REQUIREMENTS (54" WIDTH – CUT UP THE ROLL)

MODEL	RAILROADED Contact customer service 800-634-9510 for ydg requirements	NON DIRECTIONAL OR SOLID	1"-4" REPEAT	5"-11" REPEAT	12"-18" REPEAT	COL SQUARE FEET
			4" VERTICAL X 4" HORIZONTAL	11" VERTICAL X 11" HORIZONTAL	18" VERTICAL X 18" HORIZONTAL	
K693PR24, K693PR24ACP, K693PR24ACW, K693PR24ACT, K693PR24ACS	Entire Unit	6.30	7.20	7.60	8.20	112.5
	Back	2.30	2.60	2.80	3.00	40.5
	Seat	2.30	2.60	2.80	3.00	40.5
	Arms/Frame	2.30	2.60	2.80	3.00	40.5
K693PR24MT, K693PR24ACPMT, K693PR24ACWMT, K693PR24ACTMT, K693PR24ACSMT	Entire Unit	6.30	7.20	7.60	8.20	112.5
	Back	2.30	2.60	2.80	3.00	40.5
	Seat	2.30	2.60	2.80	3.00	40.5
	Arms/Frame	2.30	2.60	2.80	3.00	40.5
K69R24, K69R24ACP, K69R24ACW, K69R24ACT, K69R24ACS	Entire Unit	7.00	8.10	8.40	9.10	126
	Back	2.30	2.60	2.80	3.00	41
	Seat	2.00	2.30	2.40	2.60	36
	Arms/Frame	2.30	2.60	2.80	3.00	41
K69R24MT, K69R24ACPMT, K69R24ACWMT, K69R24ACTMT, K69R24ACSMT	Entire Unit	7.00	8.10	8.40	9.10	126
	Back	2.30	2.60	2.80	3.00	41
	Seat	2.00	2.30	2.40	2.60	36
	Arms/Frame	2.30	2.60	2.80	3.00	41
K69RDA24, K69RDA24ACW, K69RDA24ACT, K69RDA24ACS	Entire Unit	8.00	9.20	9.60	10.40	144
	Back	2.30	2.60	2.80	3.00	41
	Seat	2.30	2.60	2.80	3.00	41
	Arms/Frame	3.80	4.40	4.60	4.90	54
K69R27, K69R27ACP, K69R27ACW, K69R27ACT, K69R27ACS	Entire Unit	7.80	9.00	9.40	10.10	139.5
	Back	2.50	2.90	3.00	3.30	45
	Seat	2.50	2.90	3.00	3.30	45
	Arms/Frame	2.30	2.60	2.80	3.00	41
K69R27MT, K69R27ACPMT, K69R27ACWMT, K69R27ACTMT, K69R27ACSMT	Entire Unit	7.80	9.00	9.40	10.10	139.5
	Back	2.50	2.90	3.00	3.30	45
	Seat	2.50	2.90	3.00	3.30	45
	Arms/Frame	2.30	2.60	2.80	3.00	41
K69GR24, K69GR24ACP, K69GR24ACW, K69GR24ACT, K69GR24ACS	Entire Unit	6.30	7.20	7.60	8.20	112.5
	Back	2.30	2.60	2.80	3.00	41
	Seat	2.30	2.60	2.80	3.00	41
	Arms/Frame	2.30	2.60	2.80	3.00	41