

---

# Wilder

Product Specifications	804
Fabrics and Options	805
Contrasting Fabric	806
Product Pages	807
COM Yardage Requirements	812



## WILDER PRODUCT SPECIFICATIONS

### LOUNGE AND GUEST SEATING

- Kiln-dried European beech legs
- Wall saver legs
- Adjustable glides
- Clean out (360° design)
- Contoured back support
- Thread color that matches boxing
- Moisture barrier is optional for seat, or seat and inside back. Upcharge applies
- Leg ferrules are available for an additional upcharge

### LOUNGE ROCKER AND MID BACK LOUNGE ROCKER

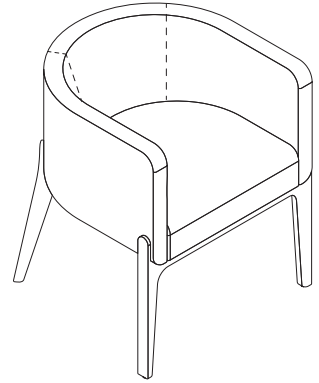
- Kiln-dried European beech legs and runners
- Non-skid, non-marring scuff guard on runners
- Clean out (360° design)
- Contoured back support
- Thread color that matches boxing
- Moisture barrier is optional for seat, or seat and inside back. Upcharge applies

### END TABLES FOR USE WITH GUEST SEATING

- Kiln-dried European beech leg
- Solid surface top
- Adjustable glide
- Attachment hardware
- Leg ferrules are available for an additional upcharge

### BENCH

- Kiln-dried European beech legs
- Adjustable glides
- Moisture barrier is optional for seat. Upcharge applies
- Leg ferrules are available for an additional upcharge



## SURFACE MATERIALS

See the Kimball Hospitality Surface Materials Reference Guide at [kimballhospitality.com](http://kimballhospitality.com) for a complete overview of our materials program, including:

- Characteristics of wood
- Special wood finishes
- Customer specified laminate (CSL)
- Customer specified paint (CSP)
- Fabric application and colorways
- Customer's own material (COM) process overview
- Alliance program

### ALLIANCE FABRIC PROGRAM

Kimball Hospitality has analyzed each model to most accurately reflect the COM/COL yardage requirements shown on page 812.

The yardage requirement for each model is based on 54" wide fabric and cutting the fabric up the roll.

If repeat is larger than 18", contact Customer Service to confirm the correct amount of yardage required. When ordering 10 or more chairs in the same COM, yardage requirements may be reduced.

Contact Customer Service.

### PRICE GRADES A-R

See Surface Materials at [www.kimballhospitality.com](http://www.kimballhospitality.com) for a wide variety of graded-in fabrics from Arc-Com, Carnegie, CF Stinson, Designtex, Maharam, Mayer, Momentum, and Ultrafabrics.

### FABRIC SAMPLES

If you need samples for presentation(s), contact our alliance partners directly at:

Arc-Com	800.223.5466	<a href="http://arc-com.com">arc-com.com</a>
Carnegie	800.727.6770	<a href="http://carnegiefabrics.com">carnegiefabrics.com</a>
CF Stinson	800.841.6279	<a href="http://cfstinson.com">cfstinson.com</a>
Designtex	800.221.1540	<a href="http://designtex.com">designtex.com</a>
Maharam	800.645.3943	<a href="http://maharam.com">maharam.com</a>
Mayer	800.428.4415	<a href="http://mayerfabrics.com">mayerfabrics.com</a>
Momentum	800.366.6839	<a href="http://memosamples.com">memosamples.com</a>
Ultrafabrics	877.309.6648	<a href="http://ultrafabricsllc.com">ultrafabricsllc.com</a>

## FRAME AND LEGS

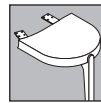
### WOOD

BZ	Brazilwood	MH	Mocha
CO	Canyon	YO	Monterey
CI	Chai	PC	Porcini
CC	Cordoba	PB	Portobello
DF	Driftwood	792	Sable
KN	Kona	NW	Tuscan
MW	Midtown	WL	Willow

IMPORTANT: Wood finishes applied to solid hardwood are complementary to the same wood finish applied to wood veneer, but not an exact match  
Contact Customer Service for more information

### END TABLES

- Table attaches to guest chair or settee with two mounting brackets



### SOLID SURFACE

#### STANDARD

7101	Bisque
405	Designer White

#### PREMIUM\*

467	Carbon Concrete
468	Neutral Concrete
464	Peace Grey
469	Weathered Concrete

\*\$598 Upcharge applies

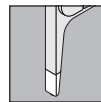
#### EOS\*

495	EOS <sup>CU</sup> Beige
496	EOS <sup>CU</sup> Grey

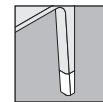
\*Upcharge applies

### LEG FERRULES

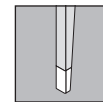
- Protects bottom of the legs



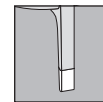
Lounge



Guest



Table



Bench

X	No Leg Ferrule
462	Cinder (upcharge applies)
501	Platinum Metallic (upcharge applies)

### MOISTURE BARRIER

X	No Moisture Barrier
MB1	Seat (\$154 upcharge)
MB2	Seat and Inside Back (\$270 upcharge)

## TO ORDER CONTRASTING FABRIC, SPECIFY

### WILDER

#### Lounge Chair page 807

#### Lounge Loveseat page 807

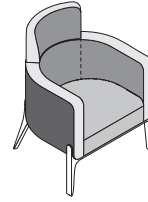
#### Mid Back Lounge Chair page 807

#### Mid Back Lounge Loveseat page 807

1. Model Number plus "X"
2. Inside Back Fabric Grade
3. Inside Back Fabric Number
4. Outside Back Fabric Grade
5. Outside Back Fabric Number
6. Seat Fabric Grade
7. Seat Fabric Number
8. Boxing Fabric Grade
9. Boxing Fabric Number
10. Wood Finish Price Group
11. Wood Finish Designator
12. Moisture Barrier Optional for Seat or Seat and Inside Back
13. Leg Ferrules



K84L1C

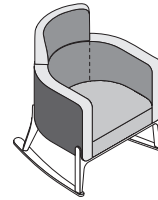


K84LMB1C

#### Lounge Rocker page 808

#### Mid Back Lounge Rocker page 808

1. Model Number plus "X"
2. Inside Back Fabric Grade
3. Inside Back Fabric Number
4. Outside Back Fabric Grade
5. Outside Back Fabric Number
6. Seat Fabric Grade
7. Seat Fabric Number
8. Boxing Fabric Grade
9. Boxing Fabric Number
10. Wood Finish Price Group
11. Wood Finish Designator
12. Moisture Barrier Optional for Seat or Seat and Inside Back



K84RMB1C

#### Guest Chair page 809

#### Guest Settee page 809

1. Model Number plus "X"
2. Inside Back Fabric Grade
3. Inside Back Fabric Number
4. Outside Back Fabric Grade
5. Outside Back Fabric Number
6. Seat Fabric Grade
7. Seat Fabric Number
8. Boxing Fabric Grade
9. Boxing Fabric Number
10. Wood Finish Price Group
11. Wood Finish Designator
12. Moisture Barrier Optional for Seat or Seat and Inside Back
13. Leg Ferrules



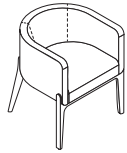
K84G1C

**TO ORDER, SPECIFY:**

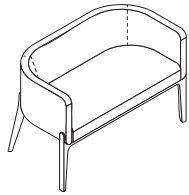
1. Model Number
2. Inside Back Fabric Grade
3. Inside Back Fabric Number
4. Outside Back Fabric Grade
5. Outside Back Fabric Number
6. Seat Fabric Grade
7. Seat Fabric Number
8. Boxing Fabric Grade
9. Boxing Fabric Number
10. Wood Finish Price Group
11. Wood Finish Designator
12. Moisture Barrier Optional for Seat or Seat and Inside Back
13. Leg Ferrules

- See page 805 for Wilder options
- See page 812 for COM fabric yardage

**LOUNGE SEATING**



Lounge Chair



Loveseat

**MODEL NO.**

**ALLIANCE PROGRAM PRICE GRADES**

			A	B	C	D	E	F	G	H	I
			J	K	L	M	N	O	P	Q	R
K84L1C	Chair	\$	3144	3310	3441	3576	3719	3887	3982	4165	4319
			4476	4729	5232	5554	5625	5687	5763	5840	6195
K84L2C	Loveseat		4259	4466	4625	4791	4967	5174	5293	5518	5707
			5901	6215	6835	7231	7320	7397	7491	7586	8022

**DIMENSIONS - CHAIR**

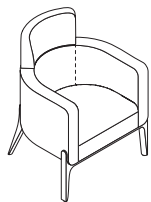
Width	30	Seat Height	18	Arm Height	29	Weight	63
Depth	27¼	Seat Depth	19¾			Cubic Ft.	13.70
Height	29	Seat Width	22				

**DIMENSIONS - LOVESEAT**

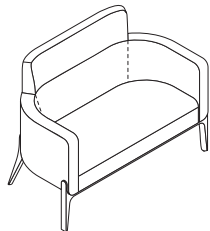
Width	52	Seat Height	18	Arm Height	29	Weight	109.1
Depth	27¼	Seat Depth	19¾			Cubic Ft.	23.80
Height	29	Seat Width	44				

- Contrasting fabric option – specify X (i.e., K84L1CX); see page 806. For list pricing, use your electronic specification tool or contact customer service
- Kiln-dried European beech legs
- Wall saver legs
- Adjustable glides
- Clean out (360° design)
- Contoured back support
- Thread color that matches boxing
- Leg ferrules available in 462 Cinder and 501 Platinum Metallic for a \$256 upcharge

**MID BACK LOUNGE SEATING**



Mid Back Chair



Mid Back Loveseat

			A	B	C	D	E	F	G	H	I
			J	K	L	M	N	O	P	Q	R
K84LMB1C	Mid Back Chair	\$	3935	4101	4232	4367	4510	4678	4773	4956	5110
			5267	5520	6023	6345	6416	6478	6554	6631	6986
K84LMB2C	Mid Back Loveseat		5372	5579	5738	5904	6080	6287	6406	6631	6820
			7014	7328	7948	8344	8433	8510	8604	8699	9135

**DIMENSIONS - MID BACK CHAIR**

Width	30	Seat Height	18	Arm Height	29	Weight	82
Depth	27¼	Seat Depth	19¾			Cubic Ft.	29.10
Height	38%	Seat Width	22				

**DIMENSIONS - MID BACK LOVESEAT**

Width	52	Seat Height	18	Arm Height	29	Weight	135
Depth	27¼	Seat Depth	19¾			Cubic Ft.	41.60
Height	38%	Seat Width	44				

- Contrasting fabric option – specify X (i.e., K84LMB1CX); see page 806. For list pricing, use your electronic specification tool or contact customer service
- Kiln-dried European beech legs
- Wall saver legs
- Adjustable glides
- Clean out (360° design)
- Contoured back support
- Thread color that matches boxing
- Leg ferrules available in 462 Cinder and 501 Platinum Metallic for a \$256 upcharge

# WILDER

## TO ORDER, SPECIFY:

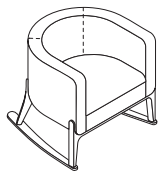
1. Model Number
2. Inside Back Fabric Grade
3. Inside Back Fabric Number
4. Outside Back Fabric Grade
5. Outside Back Fabric Number
6. Seat Fabric Grade
7. Seat Fabric Number
8. Boxing Fabric Grade
9. Boxing Fabric Number
10. Wood Finish Price Group
11. Wood Finish Designator
12. Moisture Barrier Optional for Seat or Seat and Inside Back

- See page 805 for Wilder options
- See page 812 for COM fabric yardage

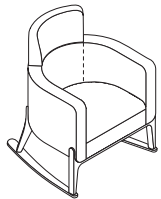
### LOUNGE ROCKER AND MID BACK LOUNGE ROCKER

### MODEL NO.

### ALLIANCE PROGRAM PRICE GRADES



Lounge Rocker



Mid Back Lounge Rocker

			A	B	C	D	E	F	G	H	I
			J	K	L	M	N	O	P	Q	R
K84R1C	Rocker	\$	4151	4317	4448	4583	4726	4894	4989	5172	5326
			5483	5736	6239	6561	6632	6694	6770	6847	7202
K84RMB1C	Mid Back Rocker		4438	4604	4735	4870	5013	5181	5276	5459	5613
			5770	6023	6526	6848	6919	6981	7057	7134	7489

#### DIMENSIONS - ROCKER

Width	30½	Seat Height	18¼	Arm Height	29	Weight	75
Depth	28¼	Seat Depth	19¾			Cubic Ft.	20.30
Height	29	Width	22				

#### DIMENSIONS - MID BACK ROCKER

Width	30½	Seat Height	18¼	Arm Height	29	Weight	82
Depth	28¼	Seat Depth	19¾			Cubic Ft.	29.10
Height	38¾	Width	22				

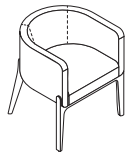
- Contrasting fabric option – specify X (i.e., K84R1CX); see page 806. For list pricing, use your electronic specification tool or contact customer service
- Kiln-dried European beech legs
- Non-skid, non-marring scuff guard on runners
- Clean out (360° design)
- Contoured back support
- Thread color that matches boxing

**TO ORDER, SPECIFY:**

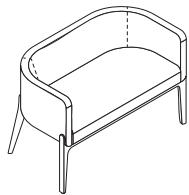
1. Model Number
2. Inside Back Fabric Grade
3. Inside Back Fabric Number
4. Outside Back Fabric Grade
5. Outside Back Fabric Number
6. Seat Fabric Grade
7. Seat Fabric Number
8. Boxing Fabric Grade
9. Boxing Fabric Number
10. Wood Finish Price Group
11. Wood Finish Designator
12. Moisture Barrier Optional for Seat or Seat and Inside Back
13. Leg Ferrules

- See page 805 for Wilder options
- See page 812 for COM fabric yardage

**GUEST SEATING**



Guest Chair



Settee

**MODEL NO.**

**ALLIANCE PROGRAM PRICE GRADES**

			A	B	C	D	E	F	G	H	I
			J	K	L	M	N	O	P	Q	R
K84G1C	Chair	\$	2797	2940	3051	3166	3289	3432	3512	3669	3800
			3936	4151	4581	4854	4916	4969	5035	5100	5403
K84G2C	Loveseat		3416	3574	3696	3822	3956	4114	4204	4374	4519
			4668	4905	5379	5680	5747	5805	5877	5950	6283

**DIMENSIONS - CHAIR**

Width	25	Seat Height	18	Arm Height	29	Weight	48
Depth	24¼	Seat Depth	18½			Cubic Ft.	10.50
Height	29	Seat Width	20				

**DIMENSIONS - LOVESEAT**

Width	45	Seat Height	18	Arm Height	29	Weight	85.6
Depth	24¼	Seat Depth	18½			Cubic Ft.	18.70
Height	29	Seat Width	40				

- Contrasting fabric option – specify X (i.e., K84G1CX); see page 806. For list pricing, use your electronic specification tool or contact customer service
- Kiln-dried European beech legs
- Wall saver legs
- Adjustable glides
- Clean out (360° design)
- Contoured back support
- Thread color that matches boxing
- Leg ferrules available in 462 Cinder and 501 Platinum Metallic for a \$256 upcharge

# WILDER

**TO ORDER, SPECIFY:**

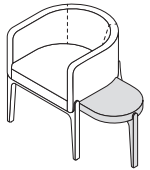
1. Model Number
2. Solid Surface Grade
3. Solid Surface Color Designator
4. Wood Finish Price Group
5. Wood Finish Designator
6. Leg Ferrules

• See page 805 for Wilder options

**END TABLE FOR USE WITH GUEST SEATING**

**MODEL NO.**

**LIST PRICE**



End Table Left (as seated)

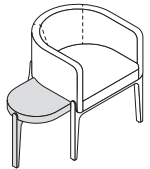
K84THRE1515LSS	End Table Left	\$ 1377
K84THRE1515RSS	End Table Right	1377

**DIMENSIONS**

Width	13½
Depth	17½
Height	15

Weight	29
Cubic Ft.	1.20

- Kiln-dried European beech leg
- Solid surface top
- Adjustable glide
- Attachment hardware
- Leg ferrules available in 462 Cinder and 501 Platinum Metallic for a \$64 upcharge



End Table Right (as seated)

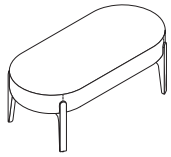


**TO ORDER, SPECIFY:**

1. Model Number
2. Seat Fabric Grade
3. Seat Fabric Number
4. Wood Finish Price Group
5. Wood Finish Designator
6. Moisture Barrier Optional for Seat
7. Leg Ferrules

- See page 805 for Wilder options
- See page 812 for COM fabric yardage

**BENCH**



**MODEL NO.**

**ALLIANCE PROGRAM PRICE GRADES**

		A	B	C	D	E	F	G	H	I
		J	K	L	M	N	O	P	Q	R
K84B2	\$	2332	2393	2440	2489	2542	2603	2638	2705	2761
		2818	2911	3095	3212	3238	3261	3289	3317	3447

**DIMENSIONS**

Width	48	Seat Height	18	Weight	50.9
Depth	22	Seat Depth	22	Cubic Ft.	11.10
Height	18	Seat Width	48		

- Kiln-dried European beech legs
- Adjustable glides
- Leg ferrules available in 462 Cinder and 501 Platinum Metallic for a \$256 upcharge

# COM YARDAGE REQUIREMENTS

## COM YARDAGE REQUIREMENTS (54" WIDTH – CUT UP THE ROLL)

MODEL	RAILROADED Contact customer service 800-634-9510 for ydg requirements	NON DIRECTIONAL OR SOLID	1"-4" REPEAT	5"-11" REPEAT	12"-18" REPEAT	COL SQUARE FEET
			4" VERTICAL X 4" HORIZONTAL	11" VERTICAL X 11" HORIZONTAL	18" VERTICAL X 18" HORIZONTAL	
K84L1C	Entire Unit	2.70	3.60	4.80	7.70	53.7
	Inside Back	1.30	1.50	1.80	3.20	24.9
	Outside Back	1.30	1.50	2.40	3.20	26
	Seat	0.90	1.00	2.00	2.70	18.3
	Boxing	1.30	1.40	1.60	2.50	16
K84L2C	Entire Unit	4.00	5.30	7.40	8.40	79.1
	Inside Back	1.20	1.50	2.30	3.40	24.4
	Outside Back	1.90	2.30	3.20	3.40	38.7
	Seat	1.40	1.80	2.00	3.40	28.8
	Boxing	1.30	1.80	2.30	2.70	16
K84LMB1C	Entire Unit	3.00	3.50	3.60	4.50	60.5
	Inside Back	1.20	1.40	1.40	1.80	24.7
	Outside Back	1.30	1.50	1.60	2.00	25.7
	Seat	0.90	1.00	1.10	1.40	18.2
	Boxing	1.30	1.50	1.60	2.00	25.2
K84LMB2C	Entire Unit	4.70	5.40	5.60	7.10	93.3
	Inside Back	1.60	1.80	1.90	2.40	31.2
	Outside Back	2.20	2.50	2.60	3.30	44.6
	Seat	1.50	1.70	1.80	2.30	29.2
	Boxing	1.30	1.50	1.60	2.00	26.1
K84R1C	Entire Unit	2.70	3.10	3.20	4.10	53
	Inside Back	1.30	1.50	1.60	2.00	25
	Outside Back	1.30	1.50	1.60	2.00	25
	Seat	0.90	1.00	1.10	1.40	17.8
	Boxing	1.30	1.50	1.60	2.00	10
K84RMB1C	Entire Unit	3.00	3.50	3.60	4.50	60.5
	Inside Back	1.20	1.40	1.40	1.80	24.7
	Outside Back	1.30	1.50	1.60	2.00	25.7
	Seat	0.90	1.00	1.10	1.40	18.2
	Boxing	1.30	1.50	1.60	2.00	25.2
K84G1C	Entire Unit	2.00	2.80	3.40	4.30	40.4
	Inside Back	1.00	1.30	1.80	1.80	20.5
	Outside Back	1.10	1.40	1.50	2.90	22.1
	Seat	0.80	1.00	1.50	2.30	15.5
	Boxing	1.20	1.30	1.70	2.20	13.5
K84G2C	Entire Unit	3.10	3.80	4.80	5.80	60.9
	Inside Back	1.10	1.40	1.90	2.30	21
	Outside Back	1.10	1.40	1.60	3.00	22.1
	Seat	1.20	1.40	2.00	2.30	24.4
	Boxing	1.10	1.40	2.00	2.20	16
K84B2	Entire Unit	1.80	2.30	3.50	3.50	34.9