
Overbed Tables

Product Specifications	252
Product Options	253
Product Pages	254

OVERBED TABLES

OVERBED TABLES PRODUCT SPECIFICATIONS

LOW-PROFILE BASES

FEATURES

- 28" opening on U-base for accessibility around patient chairs
- The U-Base column leg can be mounted for left- or right-hand orientation
- Fork base allows maximum accessibility under hospital beds, stretchers, and beds with a fifth wheel
- See assembly and operating instructions on kimballhospitality.com

STANDARD

- Metal base: Opal powdercoat paint finish
- 2" non-locking, dual wheel casters
- 2½" floor to top of base
- Gas cylinder lift mechanism
- Ships ready to assemble
- Overbed table base must be specified separately

TABLE TOPS

- Top: 3D laminate with spill groove or 405 Designer White solid surface with a raised edge
- See assembly and operating instructions on kimballhospitality.com
- Weight capacity: 100 lbs
- Rectangular top can be mounted for left or right orientation
- Overbed table base must be specified separately
- Tops are left handed as seated

DOUBLE MIRROR VANITY DRAWER

- Dual drawer compartments with dual hinged, non-breakable acrylic mirrors
- Rounded corners
- Plastic slides allow easy access to compartments
- Fits 18" deep tops
- Dual drawer compartments: 7" deep x 13¼" wide x 13/4" high
- 7½" high x 13½" wide dual mirrors

SURFACE MATERIALS

See the Kimball Hospitality Surface Materials Reference Guide at kimballhospitality.com for a complete overview of our materials program, including:

- Characteristics of wood
- Customer specified laminate (CSL)
- Solid surface program
- Alliance fabric program
- In-line fabric program
- Customer's own material (COM)

RECTANGULAR TABLE TOPS

3D LAMINATE

WOODGRAIN

- CO Canyon
- DF Driftwood
- MH Mocha
- YO Monterey
- NW Tuscan

SOLID

- 462 Cinder
- 405 Designer White
- 450 Fog

SOLID SURFACE

STANDARD

- 7101 Bisque
- 405 Designer White

PREMIUM*

- 467 Carbon Concrete
- 468 Neutral Concrete
- 464 Peace Grey
- 469 Weathered Concrete

*Upcharge applies

SPLIT-TOP TABLE

HIGH-PRESSURE LAMINATE (HPL)

WOODGRAIN

- BZ Brazilwood
- CO Canyon
- CI Chai
- CC Cordoba
- DF Driftwood
- KN Kona
- MW Midtown
- MH Mocha
- YO Monterey
- PC Porcini
- PB Portobello
- 792 Sable
- NW Tuscan
- WL Willow

SOLID

- 462 Cinder
- 440 Cloud
- 457 Dapple
- 405 Designer White
- 450 Fog
- 488 Frosty White
- 461 Graphite
- 425 Shadow
- 460 Storm
- 419 Wallaby

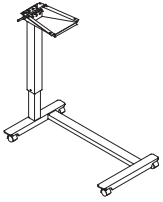
OVERBED TABLES

TO ORDER, SPECIFY:

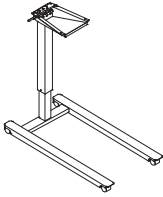
1. Model Number

• See page 253 for Overbed Table options

	MODEL NO./DESCRIPTION	LIST PRICE	DIMENSIONS					CARTONED CUBIC	
			D	W	H	A	KW	WEIGHT	FEET
HEIGHT ADJUSTABLE LOW-PROFILE BASES	66K0BB4828U U-Base	\$ 1711	18	32	27-42			52 lbs.	2.80
	66K0BB4828F Fork Base	1711	18	32	27-42			52 lbs.	2.80



U-Base - Left-hand orientation



Fork Base - Top can be mounted for left- or right-hand orientation

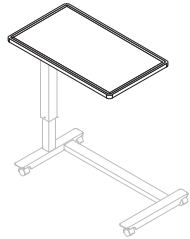
- Height adjustment from 27"-42"
- 28" opening on U-base for accessibility around patient chairs
- The U-Base column leg can be mounted for left- or right-hand orientation
- Fork base allows maximum accessibility under hospital beds, stretchers, and beds with a fifth wheel
- Metal base: Opal powdercoat paint finish
- 2" non-locking, dual wheel casters
- 2 $\frac{3}{8}$ " floor to top of base
- Gas cylinder lift mechanism
- Ships ready to assemble
- Overbed table base must be specified separately
- See assembly and operating instructions at kimballhospitality.com

TO ORDER, SPECIFY:

1. Model Number
2. Top Material
3. 3D Laminate or Solid Surface Designator

• See page 253 for Overbed Table options

	MODEL NO./DESCRIPTION	LIST PRICE	DIMENSIONS			A	KW	CARTONED WEIGHT	CUBIC FEET
			D	W	H				
HEIGHT ADJUSTABLE TABLE TOPS	RECTANGULAR								
	66K OBS3418RT	3D Laminate	\$ 282	18	32	1		24.30 lbs.	2.25
	66K OBS3218RL	HPL	525	18	32	¾		11.00 lbs.	1.03
	66K OBS3418RS	Solid Surface	1587	18	32	1		24.30 lbs.	2.25



Rectangular

- Top: 3D laminate with spill groove or 405 Designer White solid surface with a raised edge
- Weight capacity: 100 lbs
- Rectangular top can be mounted for left or right orientation
- Overbed table base must be specified separately
- See assembly and operating instructions at kimballhospitality.com

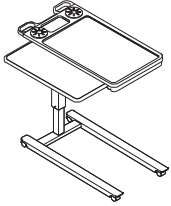
OVERBED TABLES

TO ORDER, SPECIFY:

1. Model Number
2. HPL Price Group
3. HPL Designator

• See page 253 for Overbed Table options

MODEL NO./DESCRIPTION	LIST PRICE	DIMENSIONS					CARTONED WEIGHT	CUBIC FEET
		D	W	H	A	KW		
HEIGHT ADJUSTABLE SPLIT-TOP WITH LOW-PROFILE FORK BASE 66KOBTS4950FL • Depth and width apply to the upper surface; lower top is 17½" deep x 26½" wide • Allows maximum accessibility under hospital beds, stretchers, and beds with a fifth wheel • Infinite height adjustment from 29½"-44½" • Lower top is hidden until easily activated with single touch of lever • Tops slide and lock in either direction • Height of split top and support bar is 5¼" • Low-profile metal fork base with support arm: Opal powdercoat paint finish • Top: HPL with black urethane edge for spill containment • Dual cup holders • Dual ergonomic handles: molded black urethane • Weight capacity: 100 lbs. • See assembly and operating instructions at www.kimballhospitality.com	\$ 3666	18	32	29½-44½			81.00 lbs.	23.00



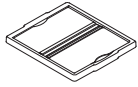
OVERBED TABLES

TO ORDER, SPECIFY:

1. Model Number

• See page 253 for Overbed Table options

	MODEL NO./DESCRIPTION	LIST PRICE	DIMENSIONS			A	KW	CARTONED WEIGHT	CUBIC FEET
			D	W	H				
HEIGHT ADJUSTABLE DOUBLE MIRROR VANITY DRAWER	66KVM	\$ 325	15¼	17½	2¼			2.00 lbs.	1.13



- Dual drawer compartments with dual hinged, non-breakable acrylic mirrors
- Rounded corners
- Plastic slides allow easy access to compartments
- Fits 18" deep tops
- Dual drawer compartments: 7" deep x 13¼" wide x 1¼" high
- 7¼" high x 13¾" wide dual mirrors

OVERBED TABLES