

---

# Idara

Product Specifications	310
Fabrics and Options	311
Contrasting Fabrics Specifications	312
Product Pages	313
COM Yardage Requirements	316



## IDARA PRODUCT SPECIFICATIONS

### FRAME CONSTRUCTION

- Welded steel frame encased in high grade polyurethane foam

### SEAT CONSTRUCTION

- Plywood panel encased in high grade polyurethane foam

### BASE AND GLIDES

#### Disc Base

- Available in polished or matte black
- Features 360° swivel
- Formed and welded steel mounting plate
- Adhesive backed fiber pad glides

#### 4-Prong Low-Profile, Metal

- Available in polished or matte black
- Features 360° swivel
- Fully welded base construction
- White polypropylene glides

#### 4-Leg Wood

- Beech wood legs utilizing tennon joints and glued for strength
- Non-marring nylon glides

#### 4-Leg Wood with Metal Frame

- Beech wood legs supported by welded metal frame with screws and epoxy for strength
- Metal frame is always black
- Non-marring nylon glides

#### 5-Prong Mobile Base



- Cylinder and base available in polished or matte black
- Features height adjustment and 360° swivel
- Control mechanism always black, powder-coated steel with plastic handle
- Black, hard double wheel casters, which work on multiple surfaces, are standard
- Soft casters are available for an additional upcharge

### UPHOLSTERY DETAIL

- Contrasting fabric available on all models
- Due to dimensional design of the back, horizontal stripes and large patterns are not recommended, as they will appear distorted or wavy
- All models feature a complementary zipper placed vertically down the center of the extreme back
- When specifying Florence leather on 2-Seat models, comfort wrinkles may be present due to the dimensional design of the back and arms

### FINISH

- Features a catalyzed top coat that resists denting, peeling, and reactions to chemicals
- Can be cleaned with a damp cloth
- When specifying Brighton, Natural, and Sonoma finish, variation in color is acceptable due to the nature of wood characteristics



## SURFACE MATERIALS

See the Kimball Hospitality Surface Materials Reference Guide at [kimballhospitality.com](http://kimballhospitality.com) for a complete overview of our materials program, including:

- Characteristics of wood
- Special wood finishes
- Customer-specified laminate (CSL)
- Customer-specified paint (CSP)
- Fabric application and colorways
- Customer's own material (COM) process overview
- Alliance program

### ALLIANCE FABRIC PROGRAM

Kimball Hospitality has analyzed each model to most accurately reflect the COM/COL yardage requirements shown on page 316.

The yardage requirement for each model is based on 54" W fabric and cutting the fabric up the roll.

If repeat is larger than 18", contact Customer Service to confirm the correct amount of yardage required. When ordering 10 or more chairs in the same COM, yardage requirements may be reduced.

Contact Customer Service.

### PRICE GRADES A-R

See Surface Materials at [www.kimballhospitality.com](http://www.kimballhospitality.com) for a wide variety of graded-in fabrics from Arc-Com, CF Stinson, Designtex, Maharam, Momentum, and Ultrafabrics.

### FABRIC SAMPLES

If you need samples for presentation(s), contact our alliance partners directly at:

Arc-Com	800.223.5466	<a href="http://arc-com.com">arc-com.com</a>
Designtex	800.221.1540	<a href="http://designtex.com">designtex.com</a>
CF Stinson	800.841.6279	<a href="http://cfstinson.com">cfstinson.com</a>
Maharam	800.645.3943	<a href="http://maharam.com">maharam.com</a>
Momentum	800.366.6839	<a href="http://memosamples.com">memosamples.com</a>
Ultrafabrics	877.309.6648	<a href="http://ultrafabricsllc.com">ultrafabricsllc.com</a>

## FINISHES

AC	Autumn	PB	Portobello
AD	Almond	PT	Portico
CL	Caramel	SK	Skyline
CW	Cordovan	SM	Sonoma
DW	Judicial	TF	Truffle
HN	Honey	405	Designer White
IM	Brighton	462	Cinder
MC	Amber	792	Sable
MH	Mocha	793	Acorn*
NM	Natural		

\*Acorn is the finish complement to Clear Walnut finish

### BASE PAINT OPTIONS

MB	Matte Black
PO	Polished

## CASTERS

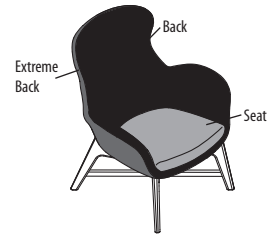
### 5-PRONG LOW PROFILE HEIGHT ADJUSTABLE MOBILE BASE

C3	Hard (standard)
C4	Soft (add \$28 list)

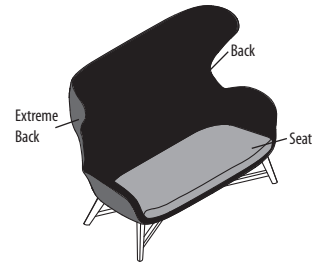
## TO ORDER CONTRASTING FABRIC, SPECIFY

### IDARA

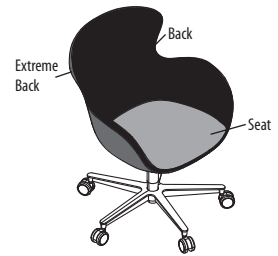
1. Model Number plus "X"
2. Back Fabric Grade Number/Cover Number
3. Extreme Back Fabric Grade Number/Cover Number
4. Seat Fabric Grade Number/Cover Number
5. Finish (wood leg base models only)



Contrasting Fabric



Contrasting Fabric



Contrasting Fabric

**TO ORDER, SPECIFY:**

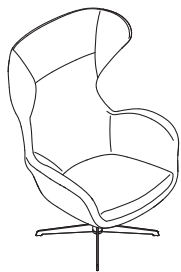
1. Model Number
2. Fabric Grade / Cover Number
3. Paint

- See page 311 for Idara options
- See page 316 for COM fabric yardage

**4-PRONG BASE**



Midback



Highback

**MODEL NO.**

**ALLIANCE PROGRAM PRICE GRADES**

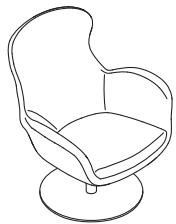
		A	B	C	D	E	F	G	H	I	
		J	K	L	M	N	O	P	Q	R	
N83GM4LM	Midback	\$ 2219	2286	2339	2396	2459	2526	2579	2646	2716	
		2781	2889	3104	3236	3306	3379	3446	3516	3581	
N83GH4LM	Highback	2515	2604	2673	2749	2831	2920	2990	3079	3171	
		3257	3399	3683	3858	3950	4046	4135	4227	4313	

**DIMENSIONS**

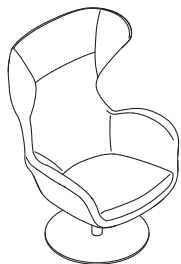
Width	32¼	Arm Height	23	Back Width	31	Weight - Mid	40
Depth	32¼	Seat Height	16½	Back Height - Mid	22½	Cubic Ft. - Mid	22.3
Height - Mid	36½	Seat Depth	20	Back Height - High	31	Weight - High	46
Height - High	45	Seat Width	18½			Cubic Ft. - High	27.5

• Contrasting fabric option – specify X (i.e., N85GH4LMX); see page 312. For list pricing, use your electronic specification tool or contact customer service

**DISC BASE**



Midback



Highback

		A	B	C	D	E	F	G	H	I	
		J	K	L	M	N	O	P	Q	R	
N83GMDA	Midback	\$ 2271	2338	2391	2448	2511	2578	2631	2698	2768	
		2833	2941	3156	3288	3358	3431	3498	3568	3633	
N83GHDA	Highback	2567	2656	2725	2801	2883	2972	3042	3131	3223	
		3309	3451	3735	3910	4002	4098	4187	4279	4365	

**DIMENSIONS**

Width	32¼	Arm Height	23	Back Width	31	Weight - Mid	60
Depth	32¼	Seat Height	16½	Back Height - Mid	22½	Cubic Ft. - Mid	22.3
Height - Mid	36½	Seat Depth	20	Back Height - High	31	Weight - High	66
Height - High	45	Seat Width	18½			Cubic Ft. - High	27.5

• Contrasting fabric option – specify X (i.e., N83GHDA X); see page 312. For list pricing, use your electronic specification tool or contact customer service

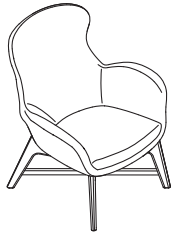
# IDARA

## TO ORDER, SPECIFY:


1. Model Number
2. Fabric Grade / Cover Number
3. Finish

- See page 311 for Idara options
- See page 316 for COM fabric yardage

### 4-LEG WOOD BASE



Midback



Highback

### MODEL NO.

### ALLIANCE PROGRAM PRICE GRADES

			A	B	C	D	E	F	G	H	I
			J	K	L	M	N	O	P	Q	R
N83GM4W	Midback	\$	2349	2416	2469	2526	2589	2656	2709	2776	2846
			2911	3019	3234	3366	3436	3509	3576	3646	3711
N83GH4W	Highback		2645	2734	2803	2879	2961	3050	3120	3209	3301
			3387	3529	3813	3988	4080	4176	4265	4357	4443


### DIMENSIONS

Width	32½	Arm Height	23	Back Width	31	Weight - Mid	26
Depth	32½	Seat Height	16½	Back Height - Mid	22½	Cubic Ft. - Mid	22.3
Height - Mid	36½	Seat Depth	20	Back Height - High	31	Weight - High	32
Height - High	45	Seat Width	18½			Cubic Ft. - High	27.5


- Contrasting fabric option – specify X (i.e., N83GM4WX); see page 312. For list pricing, use your electronic specification tool or contact customer service

### 2-SEAT WOOD BASE

AVAILABLE JANUARY 4TH, 2021



Midback



Highback

			A	B	C	D	E	F	G	H	I
			J	K	L	M	N	O	P	Q	R
N83L2M4W	Midback	\$	5294	5413	5505	5606	5716	5835	5928	6046	6170
			6284	6473	6852	7085	7208	7336	7454	7578	7692
N83L2H4W	Highback		6067	6213	6326	6450	6585	6731	6845	6990	7142
			7282	7514	7979	8265	8416	8573	8718	8870	9010

### DIMENSIONS

Width	56½	Arm Height	23	Back Width	56½	Weight - Mid	106
Depth	32½	Seat Height	16½	Back Height - Mid	22½	Cubic Ft. - Mid	44.1
Height - Mid	35½	Seat Depth	20½	Back Height - High	31	Weight - High	120
Height - High	42½	Seat Width	46½			Cubic Ft. - High	52.3

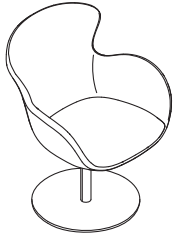
- Contrasting fabric option – specify X (i.e., N83L2M4WX); see page 312. For list pricing, use your electronic specification tool or contact customer service

**TO ORDER, SPECIFY:**

1. Model Number
2. Fabric Grade / Cover Number
3. Wood Finish (if applicable)
4. Metal Paint (if applicable)

- See page 311 for Idara options
- See page 316 for COM fabric yardage

**GUEST DISC BASE**



**MODEL NO.**

**ALLIANCE PROGRAM PRICE GRADES**

				A	B	C	D	E	F	G	H	I
				J	K	L	M	N	O	P	Q	R
N83GLDA	Guest, Disc	\$		1740	1789	1826	1868	1913	1961	1999	2048	2098
				2145	2222	2377	2473	2523	2575	2624	2674	2721

**DIMENSIONS**

Width	25½	Seat Height	18¾	Arm Height	7¾	Back Width	17½	Weight	
Depth	25¾	Seat Depth	17¾	Arm Width	1½	Back Height	19	Cubic Ft.	15.7
Height	34¾	Seat Width	16¾						

- Contrasting fabric option – specify X (i.e., N83GLDAX); see page 312. For list pricing, use your electronic specification tool or contact customer service

**GUEST METAL 4-PRONG**



				A	B	C	D	E	F	G	H	I
				J	K	L	M	N	O	P	Q	R
N83GL4LM	Guest, 4-Prong	\$		1740	1789	1826	1868	1913	1961	1999	2048	2098
				2145	2222	2377	2473	2523	2575	2624	2674	2721

**DIMENSIONS**

Width	25½	Seat Height	18¾	Arm Height	7¾	Back Width	17½	Weight	39
Depth	25¾	Seat Depth	17¾	Arm Width	1½	Back Height	19	Cubic Ft.	15.7
Height	34¾	Seat Width	16¾						

- Contrasting fabric option – specify X (i.e., N83GL4LMX); see page 312. For list pricing, use your electronic specification tool or contact customer service

**GUEST 5-PRONG LOW PROFILE MOBILE**



				A	B	C	D	E	F	G	H	I
				J	K	L	M	N	O	P	Q	R
N83GL5MC	Guest, 5-Prong Mobile	\$		1740	1789	1826	1868	1913	1961	1999	2048	2098
				2145	2222	2377	2473	2523	2575	2624	2674	2721

**DIMENSIONS**

Width	27	Seat Height	15¾-20¾	Arm Height	7¾	Back Width	17½	Weight	
Depth	25½	Seat Depth	17¾	Arm Width	1½	Back Height	19	Cubic Ft.	15.5
Height	31½-36¾	Seat Width	16¾						

- Height Adjustable and 360 Swivel
- Contrasting fabric option – specify X (i.e., N83GL5MCX); see page 312. For list pricing, use your electronic specification tool or contact customer service

**GUEST 4-LEG WOOD WITH METAL SUPPORT**



				A	B	C	D	E	F	G	H	I
				J	K	L	M	N	O	P	Q	R
N83GLW4W	Guest, Wood with Metal Support	\$		1769	1818	1855	1897	1942	1990	2028	2077	2127
				2174	2251	2406	2502	2552	2604	2653	2703	2750

**DIMENSIONS**

Width	25½	Seat Height	18½	Arm Height	7¾	Back Width	17½	Weight	
Depth	25¾	Seat Depth	17¾	Arm Width	1½	Back Height	19	Cubic Ft.	16.2
Height	34	Seat Width	16¾						

- Metal support is always black
- Contrasting fabric option – specify X (i.e., N83GLW4WX); see page 312. For list pricing, use your electronic specification tool or contact customer service

## COM YARDAGE REQUIREMENTS

### COM YARDAGE REQUIREMENTS (54" WIDTH – CUT UP THE ROLL)

MODEL	RAILROADED Contact customer service 800-634-9510 for ydg requirements	NON DIRECTIONAL OR SOLID	1"-4" REPEAT	5"-11" REPEAT	12"-18" REPEAT	COL SQUARE FEET
			4" VERTICAL X 4" HORIZONTAL	11" VERTICAL X 11" HORIZONTAL	18" VERTICAL X 18" HORIZONTAL	
N83GHDA, N83GH4LM, N83GH4W		3.17	4.00	6.00	7.50	63.09
N83GHDAX, N83GH4LMX,	Back	1.22	1.80	2.30	4.30	24.35
N83GH4WX	Seat	0.83	1.00	2.00	2.30	16.60
	Extreme	1.72	2.20	3.50	4.00	34.31
N83GLDA, N83GLW4W, N83GL4LM, N83GL5MC		1.80	2.50	3.30	4.80	35.97
N83GLDAX, N83GLW4WX,	Back	0.80	1.10	1.90	2.00	15.50
N83GL4MX, N83GL5MCX	Seat	0.70	0.90	1.00	2.40	13.84
	Extreme	1.00	1.40	2.10	2.60	20.48
N83GMDA, N83GM4LM, N83GM4W		2.56	3.50	5.00	5.70	50.92
N83GMDAX, N83GM4LMX,	Back	1.00	1.50	1.90	2.00	19.92
N83GM4WX	Seat	0.83	1.00	2.00	2.30	16.60
	Extreme	1.39	1.80	2.80	3.40	27.67
N83L2H4W		5.40	6.70	8.00	10.10	106.81
N83L2H4WX	Back	1.90	2.50	2.80	3.20	38.74
	Seat	1.60	2.00	2.20	3.40	31.55
	Extreme	2.60	3.20	5.30	7.10	52.02
N83L2M4W		4.40	5.30	6.60	7.40	86.89
N83L2M4WX	Back	1.40	1.70	2.00	2.00	27.67
	Seat	1.60	2.10	2.40	2.80	31.55
	Extreme	2.20	2.70	3.70	4.90	43.17