
Pairings Health

Product Specifications	460
Fabrics and Options	461
Contrasting Fabrics Specifications	464
Product Pages	466
COM Yardage Requirements	488

PAIRINGS HEALTH PRODUCT SPECIFICATIONS

FRAME CONSTRUCTION

- Frame is constructed of plywood, using a lap-joint construction method
- Frames are glued and screwed

SEAT CONSTRUCTION

- Seats feature a high tension, strip webbing suspension that is stapled to the frame
- Seat upholstery features a wrap-around upholstery method and is stapled into place
- Clean out design allows for easy clean up of debris or liquids
- Clean out space does not detract from the aesthetic or function of the lounge

CUSHIONS

- Cushions are made of high grade, high resiliency, CFC-free, laminated polyurethane foam
- Seat cushions are 2¾" thick
- Back cushions are 2" thick and upholstered using the slipcover method and finished with French seams:
 - Double stitch seams in center (27" wide segments)
 - Single French seams at sides of lounge to create double stitch appearance when joined with other lounge units

CONTRASTING FABRIC

- Contrasting fabric may be specified for back, seat, and arms.
- While seat and back upholstery will align on a unit, there is no guarantee that individual models will align when attached to each other
- Fabrics reflect light differently when viewed at various angles, creating a natural phenomenon called "flip." Flip is visible on all fabrics and is not considered a defect; it is more easily recognized on fabrics with a nap or shimmer

ARMS

- Arm tops and outside panels feature ¾"-thick, high grade polyurethane foam
- Arms feature a sewn slipcover with French seams that is stapled into place

TECH ARM

- Models with tech arm feature an HPL with phenolic core tablet on an articulating arm

POWER/USB

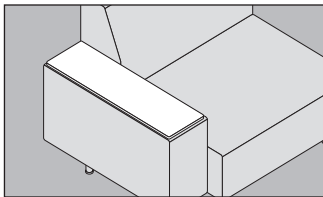
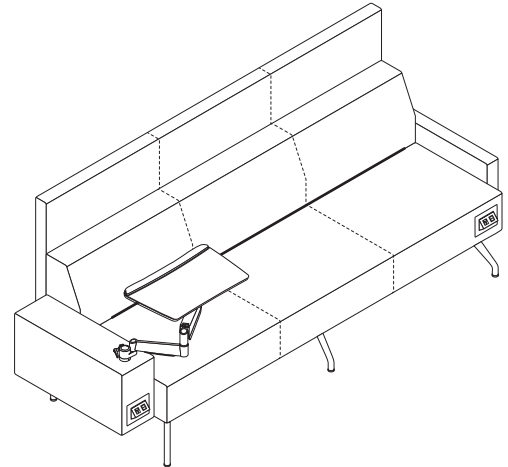
- Power/USB modules are available on left, right, or left and right kickrail as well as left, right, or left and right front of arm on 8" and tech arms. See page 463

LEGS

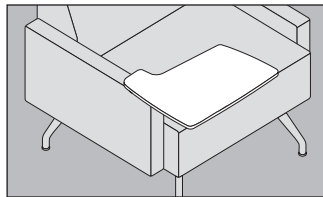
- Legs are 9¼" high and available in two shapes:
 - Metal spider leg
 - Round wood leg (upcharge applies)
- Non-skid, adjustable glides are 2" in diameter

HANDING DESIGNATION (LEFT OR RIGHT OF UNIT)

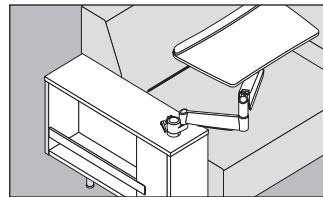
- Determined from the user's perspective when seated



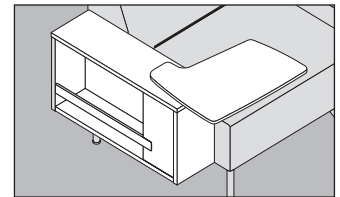
Arm caps



Tablet arms



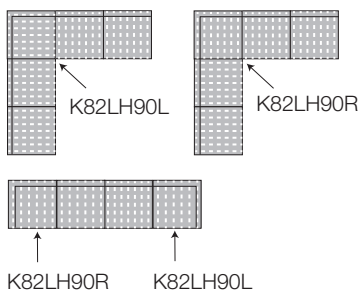
Storage tech arm



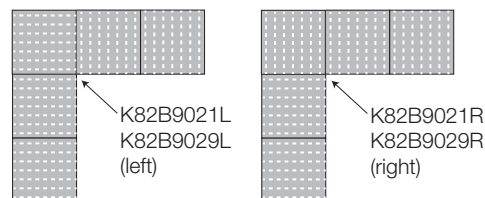
Storage tablet arm

FABRIC APPLICATION DIAGRAMS

90° CORNERS:



CORNER BENCHES:



SURFACE MATERIALS

See the Kimball Hospitality Surface Materials Reference Guide at kimballhospitality.com for a complete overview of our materials program, including:

- Characteristics of wood
- Special wood finishes
- Customer specified laminate (CSL)
- Customer specified paint (CSP)
- Fabric application and colorways
- Customer's own material (COM) process overview
- Alliance program

ALLIANCE FABRIC PROGRAM

Kimball Hospitality has analyzed each model to most accurately reflect the COM/COL yardage requirements shown on page 488.

The yardage requirement for each model is based on 54" wide fabric and cutting the fabric up the roll.

If repeat is larger than 18", contact Customer Service to confirm the correct amount of yardage required. When ordering 10 or more chairs in the same COM, yardage requirements may be reduced.

Contact Customer Service.

PRICE GRADES A-R

See Surface Materials at www.kimballhospitality.com for a wide variety of graded-in fabrics from Arc-Com, CF Stinson, Designtex, Maharam, Momentum, and Ultrafabrics.

FABRIC SAMPLES

If you need samples for presentation(s), contact our alliance partners directly at:

Arc-Com	800.223.5466	arc-com.com
Designtex	800.221.1540	designtex.com
CF Stinson	800.841.6279	cfstinson.com
Maharam	800.645.3943	maharam.com
Momentum	800.366.6839	memosamples.com
Ultrafabrics	877.309.6648	ultrafabricsllc.com

ARM CAPS

3D LAMINATE

WOODGRAIN	SOLID	PATTERN
MC Amber Cherry	480 Antique White	484 Cashmere Fiber
MH Mocha Cherry	462 Cinder	466 Concrete Fiber
	440 Cloud	
CO Canyon Straight Grain	405 Designer White	
DF Driftwood Straight Grain	450 Fog	
YO Monterey Straight Grain	420 Sandstone	
NW Tuscan Straight Grain		

SOLID SURFACE

405 Designer White

WOOD

AD Almond	MH Mocha
MC Amber	YO Monterey
IM Brighton	PB Portobello
CO Canyon	792 Sable
CC Cordoba	SC Sedona
DF Driftwood	TW Tribeca
ES Espresso	NW Tuscan
TM Huntington	UW Urban
MW Midtown	

TABLET TOPS

3D LAMINATE

WOODGRAIN	SOLID	PATTERN
MC Amber Cherry	480 Antique White	484 Cashmere Fiber
MH Mocha Cherry	462 Cinder	466 Concrete Fiber
	440 Cloud	
CO Canyon Straight Grain	405 Designer White	
DF Driftwood Straight Grain	450 Fog	
YO Monterey Straight Grain	420 Sandstone	
NW Tuscan Straight Grain		

TABLET / TECH ARM TABLET

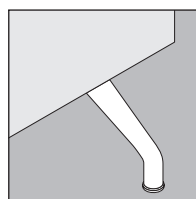
HIGH PRESSURE LAMINATE (HPL)

WOODGRAIN	WOOD STRAIGHT GRAIN
MC Amber Cherry	AD Almond Straight Grain
CC Cordoba Cherry	CO Canyon Straight Grain
MH Mocha Cherry	DF Driftwood Straight Grain
SC Sedona Cherry	YO Monterey Straight Grain
	PB Portobello Straight Grain
IM Brighton Maple	792 Sable Straight Grain
TM Huntington Maple	NW Tuscan Straight Grain
MW Midtown Walnut	
TW Tribeca Walnut	
UW Urban Walnut	

SOLID

480	Antique White
403	Chamois
462	Cinder
405	Designer White

LEGS

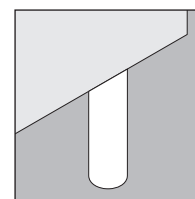


SPIDER LEG

No designator
(No upcharge)

FINISHES

494	Brushed Aluminum
497	Polished Aluminum



ROUND LEG

Designator = **R**
(+\$109 per model)

WOOD

AD Almond	MH Mocha
MC Amber	YO Monterey
IM Brighton	PB Portobello
CO Canyon	792 Sable
CC Cordoba	SC Sedona
DF Driftwood	TW Tribeca
ES Espresso	NW Tuscan
TM Huntington	UW Urban
MW Midtown	

For round leg option, specify the leg designator and finish designator together in one step.

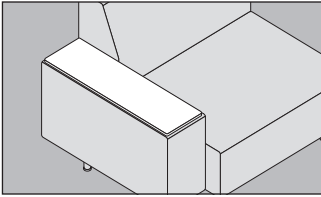
Examples:

RMC = Round wood leg in Amber
RUW = Round wood leg in Urban

IMPORTANT: Wood finishes applied to solid hardwood are complementary to the same wood finish applied to wood veneer, but not an exact match
Contact Customer Service for more information

PAIRINGS HEALTH

ARM CAPS



Arm cap substitution, when desired, must be made for each arm, and *must be the same* on both arms for models with arms on both sides (regardless if it is 2", 8", 8" tech arm, or a combination)

For example:

K82LH32L**AU**2**RAU**PFB would become K82LH32L**AW**2**RAW**PFB to add wood arm caps on both arms

IMPORTANT: Upcharges listed are per arm.

Handing designation (left or right of unit) is determined from the user's perspective when seated

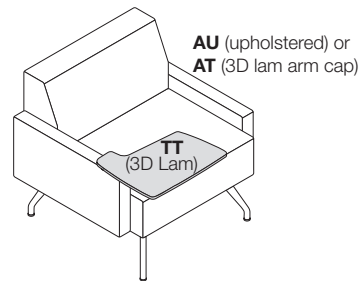
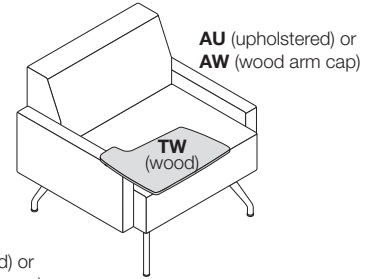
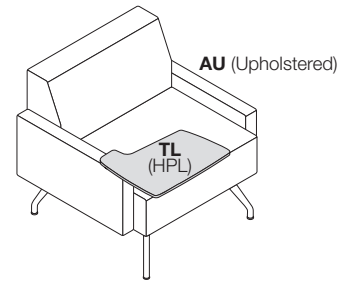
TABLE ARMS

Tablet arm substitution is available on select models. See individual pricing page for availability by model

Tablet arms are available on both arms of two and three seat models with 8" arms only; tablet materials must match

Tablet arm/arm cap combinations are only available in the combinations at below and at right

Tablet arms are mounted to upholstered arms

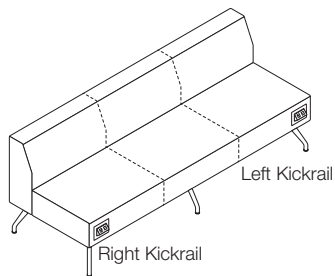
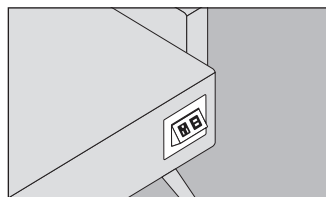


HOW TO SPECIFY

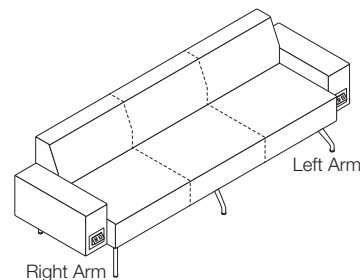
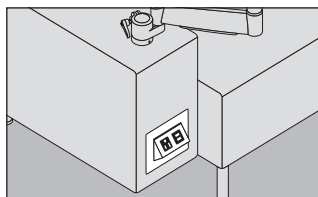
DESCRIPTION	HOW TO SPECIFY	ON 2" ARM (PER ARM)	ON 8" ARM (PER ARM)	ON 8" TECH ARM (PER ARM)
ARM CAPS				
3D laminate arm cap	Substitute AT for AU in model	+\$48	+\$59	+\$59
Wood arm cap	Substitute AW for AU in model	+\$75	+\$90	+\$90
Solid surface arm cap	Substitute AS for AU in model	+\$97	+\$122	+\$122
TABLET ARMS				
3D laminate tablet	Substitute TT for AU in model	+\$108	+\$133	—
HPL tablet with phenolic core	Substitute TL for AU in model	+\$302	+\$376	—
Wood tablet	Substitute TW for AU in model	+\$315	+\$387	—

FACTORY-INSTALLED POWER/USB OPTIONS FOR LOUNGE SEATING

KICKRAIL POWER/USB:



ARM POWER/USB:



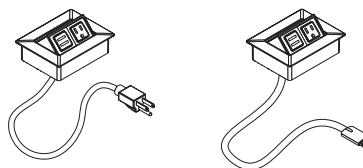
HOW TO SPECIFY

1. Insert the power module designator in applicable step in the model number sequence

LOCATION	OPTION DESIGNATORS	OPTION DESIGNATORS	UPCHARGE
	KICK RAIL POWER/USB	8" OR TECH ARM POWER/USB	
Left front (as seated)	G55KRPL	G55APL	+\$426
	G56KRPL	G56APL	+\$456
Right front (as seated)	G55KRPR	G55APR	+\$426
	G56KRPR	G56APR	+\$456
Left and right front (as seated)	G55KRPLR	G55APLR	+\$852
	G56KRPLR	G56APLR	+\$912

IMPORTANT: Specify based on connector type, cord length and circuit configuration:

- G55** 6' cord with three-prong plug
- G56** 10' cord with three-prong plug



Power/USB modules feature a single-sided, pneumatic pop-out. Actual cut-out size is for 4" x 5". Modules are painted in platinum metallic

Handing designation (left or right of unit) is determined from the user's perspective when seated

TO ORDER CONTRASTING FABRIC, SPECIFY

PAIRINGS HEALTH

Armless Lounge page 466

Corner & Crescent page 484

1. Model Number plus "X"
2. Back Fabric Grade
3. Back Fabric Number
4. Seat Fabric Grade
5. Seat Fabric Number
6. Kickrail Power/USB Option
7. Leg Option



Contrasting Fabric may be specified on seat and back

One Seat Lounge, 2" Arms page 467

Two Seat Lounge 2" Arms page 477

Three Seat Lounge 2" Arms page 481

1. Model Number plus "X"
2. Back Fabric Grade
3. Back Fabric Number
4. Seat Fabric Grade
5. Seat Fabric Number
6. Arm Fabric Grade
7. Arm Fabric Number
8. Arm Cap or Tablet Arm Finish Price Group (if applicable)
9. Arm Cap or Tablet Arm Finish Designator (if applicable)
10. Kickrail Power/USB Option
11. Leg Option



Contrasting Fabric may be specified on seat, back, and arm

One Seat Lounge 8" Arms page 468

Two Seat Lounge 8" Arms page 478

1. Model Number plus "X"
2. Back Fabric Grade
3. Back Fabric Number
4. Seat Fabric Grade
5. Seat Fabric Number
6. Arm Fabric Grade
7. Arm Fabric Number
8. Arm Cap or Tablet Arm Finish Price Group (if applicable)
9. Arm Cap or Tablet Arm Finish Designator (if applicable)
10. Kickrail Power/USB Option
11. Arm Power/USB Option
12. Leg Option



Contrasting Fabric may be specified on seat, back, and arm

One Seat Lounge Tech Arm Left page 469

One Seat Lounge Tech Arm Right page 470

Two Seat Lounge Tech Arm Left or Both Sides page 479

Two Seat Lounge Tech Arm Right page 480

Three Seat Lounge Tech Arm Left or Both Sides page 482

Three Seat Lounge Tech Arm Right page 483

1. Model Number plus "X"
2. Back Fabric Grade
3. Back Fabric Number
4. Seat Fabric Grade
5. Seat Fabric Number
6. Arm Fabric Grade
7. Arm Fabric Number
8. Arm Cap Finish Price Group (if applicable)
9. Arm Cap Finish Designator (if applicable)
10. Tech Tablet Laminate Price Group
11. Tech Tablet Laminate Designator
12. Kickrail Power/USB Option
13. Arm Power/USB Option
14. Leg Option



Contrasting Fabric may be specified on seat, back, and arm

One Seat Lounge TFL Storage Tech Arm Left page 471
One Seat Lounge TFL Storage Tech Arm Right page 472

1. Model Number plus "X"
2. Back Fabric Grade
3. Back Fabric Number
4. Seat Fabric Grade
5. Seat Fabric Number
6. Arm Fabric Grade (2" or 8" arm only)
7. Arm Fabric Number (2" or 8" arm only)
8. Tech Tablet HPL Price Group
9. Tech Tablet HPL Designator
10. Storage TFL Designator
11. Kickrail Power/USB Option
12. Arm Power/USB Option
13. Leg Option



Contrasting Fabric may be specified on seat, back, and arms

One Seat Lounge Wood Storage Tech Arm Left page 473
One Seat Lounge Wood Storage Tech Arm Right page 474

1. Model Number plus "X"
2. Back Fabric Grade
3. Back Fabric Number
4. Seat Fabric Grade
5. Seat Fabric Number
6. Arm Fabric Grade (2" or 8" arm only)
7. Arm Fabric Number (2" or 8" arm only)
8. Tech Tablet HPL Price Group
9. Tech Tablet HPL Designator
10. Storage Wood Price Group
11. Storage Wood Finish Designator
12. Kickrail Power/USB Option
13. Arm Power/USB Option
14. Leg Option



Contrasting Fabric may be specified on seat, back, and arm

One Seat Lounge TFL Storage Tablet Arm Left or Right page 475

1. Model Number plus "X"
2. Back Fabric Grade
3. Back Fabric Number
4. Seat Fabric Grade
5. Seat Fabric Number
6. Tablet HPL or Wood Price Group
7. Tablet Finish Designator
8. Storage TFL Designator
9. Kickrail Power/USB Option
10. Arm Power/USB Option
11. Leg Option



Contrasting Fabric may be specified on seat, back, and arm

One Seat Lounge Wood Storage Tablet Arm Left or Right page 476

1. Model Number plus "X"
2. Back Fabric Grade
3. Back Fabric Number
4. Seat Fabric Grade
5. Seat Fabric Number
6. Tablet HPL Price Group (HPL only)
7. Tablet Finish Designator (3D laminate and HPL only)
8. Storage Wood Price Group
9. Storage Wood Designator
10. Kickrail Power/USB Option
11. Arm Power/USB Option
12. Leg Option



Contrasting Fabric may be specified on seat, back, and arm

PAIRINGS HEALTH

TO ORDER, SPECIFY

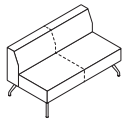
1. Model Number
2. Back Fabric Grade
3. Back Fabric Number
4. Seat Fabric Grade
5. Seat Fabric Number
6. Kickrail Power/USB Option
7. Leg Option

• See pages 461-463 for Pairings Health options
 See pages 488-507 for COM fabric yardage

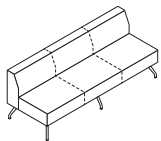
ARMLESS LOUNGE



One Seat



Two Seat



Three Seat

MODEL NO.

ALLIANCE PROGRAM PRICE GRADES

			A	B	C	D	E	F	G	H	I
			J	K	L	M	N	O	P	Q	R
K82LH1	One Seat	\$	2068	2172	2253	2334	2419	2523	2583	2694	2786
			2882	3037	3348	3545	3585	3622	3670	3718	3933
K82LH2	Two Seat		2878	3043	3173	3302	3438	3603	3698	3875	4022
			4176	4423	4918	5232	5297	5356	5432	5508	5851
K82LH3	Three Seat		4019	4263	4454	4646	4845	5089	5228	5489	5707
			5933	6299	7030	7490	7586	7673	7786	7900	8404

DIMENSIONS - ONE SEAT

Width	27	Seat Height	18	Weight	38.50
Depth	29	Seat Depth	21	Cubic Ft.	13.50
Height	30	Seat Width	27		

DIMENSIONS - TWO SEAT

Width	54	Seat Height	18	Weight	60.20
Depth	29	Seat Depth	21	Cubic Ft.	36.50
Height	30	Seat Width	54		

DIMENSIONS - THREE SEAT

Width	81	Seat Height	18	Weight	85.70
Depth	29	Seat Depth	21	Cubic Ft.	54.20
Height	30	Seat Width	81		

- Contrasting fabric option – specify X (i.e., K82LH1X); see page 464. For list pricing, use your electronic specification tool or contact customer service
- Kickrail power/USB
- Leg options

TO ORDER, SPECIFY

1. Model Number
2. Back Fabric Grade
3. Back Fabric Number
4. Seat Fabric Grade
5. Seat Fabric Number
6. Arm Fabric Grade
7. Arm Fabric Number
8. Arm Cap or Tablet Arm Finish Price Group (if applicable)
9. Arm Cap or Tablet Arm Finish Designator (if applicable)
10. Kickrail Power/USB Option
11. Leg Option

• See pages 461-463 for Pairings Health options
 See pages 488-507 for COM fabric yardage

**ONE SEAT LOUNGE
 2" ARMS**



Left Arm



Right Arm



Left and Right Arms

**MODEL
 NO.**

ALLIANCE PROGRAM PRICE GRADES

		A	B	C	D	E	F	G	H	I
		J	K	L	M	N	O	P	Q	R
K82LH12LAU	2" Arm Left	\$ 2472	2604	2707	2810	2918	3050	3126	3267	3384
		3506	3703	4098	4348	4399	4446	4507	4568	4841
K82LH12RAU	2" Arm Right	2472	2604	2707	2810	2918	3050	3126	3267	3384
		3506	3703	4098	4348	4399	4446	4507	4568	4841
K82LH12LAU2RAU	2" Arms Left and Right	2867	3025	3147	3270	3399	3556	3646	3814	3954
		4099	4334	4805	5102	5163	5219	5292	5365	5690

DIMENSIONS

Width - L or R	29	Seat Height	18	Arm Height	22	Weight - L or R	38.50
Width - L and R	31	Seat Depth	21	Arm Depth	26	Weight - L and R	49.70
Depth	29	Seat Width	27	Arm Width	2	Cubic Ft. - L or R	13.50
Height	30					Cubic Ft. - L and R	14.70

- Contrasting fabric option – specify X (i.e., K82LH12LAUX); see page 464. For list pricing, use your electronic specification tool or contact customer service
- Arm options
- Kickrail power/USB
- Leg options

PAIRINGS HEALTH

TO ORDER, SPECIFY

1. Model Number
2. Back Fabric Grade
3. Back Fabric Number
4. Seat Fabric Grade
5. Seat Fabric Number
6. Arm Fabric Grade
7. Arm Fabric Number
8. Arm Cap or Tablet Arm Finish Price Group (if applicable)
9. Arm Cap or Tablet Arm Finish Designator (if applicable)
10. Kickrail Power/USB Option
11. Arm Power/USB Option
12. Leg Option

• See pages 461-463 for Pairings Health options
See pages 488-507 for COM fabric yardage

ONE SEAT LOUNGE 8" ARMS



Left Arm



Right Arm



Left and Right Arms

MODEL NO.

ALLIANCE PROGRAM PRICE GRADES

			A	B	C	D	E	F	G	H	I
			J	K	L	M	N	O	P	Q	R
K82LH18LAU	8" Arm Left	\$	2553	2685	2788	2891	2999	3131	3207	3348	3465
			3587	3784	4179	4429	4480	4527	4588	4649	4922
K82LH18RAU	8" Arm Right		2553	2685	2788	2891	2999	3131	3207	3348	3465
			3587	3784	4179	4429	4480	4527	4588	4649	4922
K82LH18LAU8RAU	8" Arms Left and Right		3028	3186	3308	3431	3560	3717	3807	3975	4115
			4260	4495	4966	5263	5324	5380	5453	5526	5851

DIMENSIONS

Width - L or R	35	Seat Height	18	Arm Height	22	Weight - L or R	50.50
Width - L and R	43	Seat Depth	21	Arm Depth	26	Weight - L and R	59.00
Depth	29	Seat Width	27	Arm Width	8	Cubic Ft. - L or R	15.10
Height	30					Cubic Ft. - L and R	17.00

- Contrasting fabric option – specify X (i.e., K82LH18LAUX); see page 464. For list pricing, use your electronic specification tool or contact customer service
- Arm options
- Kickrail power/USB
- Arm Power/USB
- Leg options

TO ORDER, SPECIFY

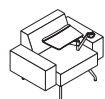
1. Model Number
2. Back Fabric Grade
3. Back Fabric Number
4. Seat Fabric Grade
5. Seat Fabric Number
6. Arm Fabric Grade
7. Arm Fabric Number
8. Arm Cap Finish Price Group (if applicable)
9. Arm Cap Finish Designator (if applicable)
10. Tech Tablet Laminate Price Group
11. Tech Tablet Laminate Designator
12. Kickrail Power/USB Option
13. Arm Power/USB Option
14. Leg Option

• See pages 461-463 for Pairings Health options
See pages 488-507 for COM fabric yardage

**ONE SEAT LOUNGE
TECH ARM LEFT**



2" Arm Right



8" Arm Right

**MODEL
NO.**

ALLIANCE PROGRAM PRICE GRADES

			A	B	C	D	E	F	G	H	I
			J	K	L	M	N	O	P	Q	R
K82LH1TLAU		\$	3379	3511	3614	3717	3825	3957	4033	4174	4291
			4413	4610	5005	5255	5306	5353	5414	5475	5748
K82LH1TLAU2RAU	2" Arm Right		3778	3936	4058	4181	4310	4467	4557	4725	4865
			5010	5245	5716	6013	6074	6130	6203	6276	6601
K82LH1TLAU8RAU	8" Arm Right		3856	4014	4136	4259	4388	4545	4635	4803	4943
			5088	5323	5794	6091	6152	6208	6281	6354	6679

DIMENSIONS

Width	35	Seat Height	18	Arm Height	22	Weight	53.70
Depth	29	Seat Depth	21	Arm Depth	26	Cubic Ft.	15.10
Height	30	Seat Width	27	Arm Width	8		

DIMENSIONS - 2" ARM RIGHT

Width	37	Seat Height	18	Arm Height	22	Weight	64.30
Depth	29	Seat Depth	21	Arm Depth	26	Cubic Ft.	15.70
Height	30	Seat Width	27	Arm Width	8		

DIMENSIONS - 8" ARM RIGHT

Width	43	Seat Height	18	Arm Height	22	Weight	66.60
Depth	29	Seat Depth	21	Arm Depth	26	Cubic Ft.	17.00
Height	30	Seat Width	27	Arm Width	8		

- Contrasting fabric option – specify X (i.e., K82LH1TLAUX); see page 464. For list pricing, use your electronic specification tool or contact customer service
- Arm options
- Kickrail power/USB
- Arm power/USB
- Leg options

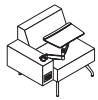
PAIRINGS HEALTH

TO ORDER, SPECIFY

1. Model Number
2. Back Fabric Grade
3. Back Fabric Number
4. Seat Fabric Grade
5. Seat Fabric Number
6. Arm Fabric Grade
7. Arm Fabric Number
8. Arm Cap Finish Price Group (if applicable)
9. Arm Cap Finish Designator (if applicable)
10. Tech Tablet Laminate Price Group
11. Tech Tablet Laminate Designator
12. Kickrail Power/USB Option
13. Arm Power/USB Option
14. Leg Option

• See pages 461-463 for Pairings Health options
See pages 488-507 for COM fabric yardage

ONE SEAT LOUNGE TECH ARM RIGHT



2" Arm Left



8" Arm Left

MODEL NO.

ALLIANCE PROGRAM PRICE GRADES

			A	B	C	D	E	F	G	H	I
			J	K	L	M	N	O	P	Q	R
K82LH1TRAU		\$	3379	3511	3614	3717	3825	3957	4033	4174	4291
			4413	4610	5005	5255	5306	5353	5414	5475	5748
K82LH12LAUTRAU	2" Arm Left		3778	3936	4058	4181	4310	4467	4557	4725	4865
			5010	5245	5716	6013	6074	6130	6203	6276	6601
K82LH18LAUTRAU	8" Arm Left		3856	4014	4136	4259	4388	4545	4635	4803	4943
			5088	5323	5794	6091	6152	6208	6281	6354	6679

DIMENSIONS

Width	35	Seat Height	18	Arm Height	22	Weight	48.60
Depth	29	Seat Depth	21	Arm Depth	26	Cubic Ft.	15.10
Height	30	Seat Width	27	Arm Width	8		

DIMENSIONS - 2" ARM LEFT

Width	37	Seat Height	18	Arm Height	22	Weight	64.30
Depth	29	Seat Depth	21	Arm Depth	26	Cubic Ft.	15.70
Height	30	Seat Width	27	Arm Width	8		

DIMENSIONS - 8" ARM RIGHT

Width	43	Seat Height	18	Arm Height	22	Weight	66.60
Depth	29	Seat Depth	21	Arm Depth	26	Cubic Ft.	17.00
Height	30	Seat Width	27	Arm Width	8		

- Contrasting fabric option – specify X (i.e., K82LH1TRAUX); see page 464. For list pricing, use your electronic specification tool or contact customer service
- Arm options
- Kickrail power/USB
- Arm power/USB
- Leg options

TO ORDER, SPECIFY

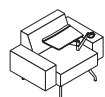
1. Model Number
2. Back Fabric Grade
3. Back Fabric Number
4. Seat Fabric Grade
5. Seat Fabric Number
6. Arm Fabric Grade (2" or 8" arm only)
7. Arm Fabric Number (2" or 8" arm only)
8. Tech Tablet HPL Price Group
9. Tech Tablet HPL Designator
10. Storage TFL Designator
11. Kickrail Power/USB Option
12. Arm Power/USB Option
13. Leg Option

• See pages 461-463 for Pairings Health options
 See pages 488-507 for COM fabric yardage

**ONE SEAT LOUNGE
 TFL STORAGE
 TECH ARM LEFT**



2" Arm Right



8" Arm Right

MODEL NO.

ALLIANCE PROGRAM PRICE GRADES

MODEL NO.		A	B	C	D	E	F	G	H	I
		J	K	L	M	N	O	P	Q	R
K82LH1TLLLS		\$ 3407	3511	3592	3673	3758	3862	3922	4033	4125
		4221	4376	4687	4884	4924	4961	5009	5057	5272
K82LH1TLLLS2RAU	2" Arm Right	4324	4456	4559	4662	4770	4902	4978	5119	5236
		5358	5555	5950	6200	6251	6298	6359	6420	6693
K82LH1TLLLS8RAU	8" Arm Right	4405	4537	4640	4743	4851	4983	5059	5200	5317
		5439	5636	6031	6281	6332	6379	6440	6501	6774

DIMENSIONS

Width	35	Seat Height	18	Arm Height	22	Weight	48.60
Depth	29	Seat Depth	21	Arm Depth	26	Cubic Ft.	15.10
Height	30	Seat Width	27	Arm Width	8		

DIMENSIONS - 2" ARM RIGHT

Width	37	Seat Height	18	Arm Height	22	Weight	64.30
Depth	29	Seat Depth	21	Arm Depth	26	Cubic Ft.	15.70
Height	30	Seat Width	27	Arm Width	8		

DIMENSIONS - 8" ARM RIGHT

Width	43	Seat Height	18	Arm Height	22	Weight	59.00
Depth	29	Seat Depth	21	Arm Depth	26	Cubic Ft.	17.00
Height	30	Seat Width	27	Arm Width	8		

- Contrasting fabric option – specify X (i.e., K82LH1TLLLSX); see page 465. For list pricing, use your electronic specification tool or contact customer service
- Kickrail power/USB
- Arm power/USB
- Leg options

PAIRINGS HEALTH

TO ORDER, SPECIFY

1. Model Number
2. Back Fabric Grade
3. Back Fabric Number
4. Seat Fabric Grade
5. Seat Fabric Number
6. Arm Fabric Grade (2" or 8" arm only)
7. Arm Fabric Number (2" or 8" arm only)
8. Tech Tablet HPL Price Group
9. Tech Tablet HPL Designator
10. Storage TFL Designator
11. Kickrail Power/USB Option
12. Arm Power/USB Option
13. Leg Option

• See pages 461-463 for Pairings Health options

See pages 488-507 for COM fabric yardage

ONE SEAT LOUNGE TFL STORAGE TECH ARM RIGHT



2" Arm Left



8" Arm Left

MODEL NO.

ALLIANCE PROGRAM PRICE GRADES

		A	B	C	D	E	F	G	H	I
		J	K	L	M	N	O	P	Q	R
K82LH1TRLLS	\$	3407	3511	3592	3673	3758	3862	3922	4033	4125
		4221	4376	4687	4884	4924	4961	5009	5057	5272
K82LH12LAUTRLLS	2" Arm Left	4324	4456	4559	4662	4770	4902	4978	5119	5236
		5358	5555	5950	6200	6251	6298	6359	6420	6693
K82LH18LAUTRLLS	8" Arm Left	4405	4537	4640	4743	4851	4983	5059	5200	5317
		5439	5636	6031	6281	6332	6379	6440	6501	6774

DIMENSIONS

Width	35	Seat Height	18	Arm Height	22	Weight	48.60
Depth	29	Seat Depth	21	Arm Depth	26	Cubic Ft.	15.10
Height	30	Seat Width	27	Arm Width	8		

DIMENSIONS - 2" ARM LEFT

Width	37	Seat Height	18	Arm Height	22	Weight	64.30
Depth	29	Seat Depth	21	Arm Depth	26	Cubic Ft.	15.70
Height	30	Seat Width	27	Arm Width	8		

DIMENSIONS - 8" ARM LEFT

Width	43	Seat Height	18	Arm Height	22	Weight	59.00
Depth	29	Seat Depth	21	Arm Depth	26	Cubic Ft.	17.00
Height	30	Seat Width	27	Arm Width	8		

- Contrasting fabric option – specify X (i.e., H82LH1TRLLSX); see page 465. For list pricing, use your electronic specification tool or contact customer service
- Kickrail power/USB
- Arm power/USB
- Leg options

TO ORDER, SPECIFY

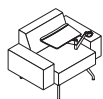
1. Model Number
2. Back Fabric Grade
3. Back Fabric Number
4. Seat Fabric Grade
5. Seat Fabric Number
6. Arm Fabric Grade (2" or 8" arm only)
7. Arm Fabric Number (2" or 8" arm only)
8. Tech Tablet HPL Price Group
9. Tech Tablet HPL Designator
10. Storage Wood Price Group
11. Storage Wood Finish Designator
12. Kickrail Power/USB Option
13. Arm Power/USB Option
14. Leg Option

• See pages 461-463 for Pairings Health options
 See pages 488-507 for COM fabric yardage

**ONE SEAT LOUNGE
 WOOD STORAGE
 TECH ARM LEFT**



2" Arm Right



8" Arm Right

**MODEL
 NO.**

ALLIANCE PROGRAM PRICE GRADES

		A	B	C	D	E	F	G	H	I
		J	K	L	M	N	O	P	Q	R
K82LH1TLWS	\$	3504	3608	3689	3770	3855	3959	4019	4130	4222
		4318	4473	4784	4981	5021	5058	5106	5154	5369
K82LH1TLWS2RAU	2" Arm Right	4448	4580	4683	4786	4894	5026	5102	5243	5360
		5482	5679	6074	6324	6375	6422	6483	6544	6817
K82LH1TLWS8RAU	8" Arm Right	4530	4662	4765	4868	4976	5108	5184	5325	5442
		5564	5761	6156	6406	6457	6504	6565	6626	6899

DIMENSIONS

Width	35	Seat Height	18	Arm Height	22	Weight	48.60
Depth	29	Seat Depth	21	Arm Depth	26	Cubic Ft.	15.10
Height	30	Seat Width	27	Arm Width	8		

DIMENSIONS - 2" ARM RIGHT

Width	37	Seat Height	18	Arm Height	22	Weight	64.30
Depth	29	Seat Depth	21	Arm Depth	26	Cubic Ft.	15.70
Height	30	Seat Width	27	Arm Width	8		

DIMENSIONS - 8" ARM RIGHT

Width	43	Seat Height	18	Arm Height	22	Weight	59.00
Depth	29	Seat Depth	21	Arm Depth	26	Cubic Ft.	17.00
Height	30	Seat Width	27	Arm Width	8		

- Contrasting fabric option – specify X (i.e., K82LH1TLWSX); see page 465. For list pricing, use your electronic specification tool or contact customer service
- Kickrail power/USB
- Arm power/USB
- Leg options

PAIRINGS HEALTH

TO ORDER, SPECIFY

1. Model Number
2. Back Fabric Grade
3. Back Fabric Number
4. Seat Fabric Grade
5. Seat Fabric Number
6. Arm Fabric Grade (2" or 8" arm only)
7. Arm Fabric Number (2" or 8" arm only)
8. Tech Tablet HPL Price Group
9. Tech Tablet HPL Designator
10. Storage Wood Price Group
11. Storage Wood Finish Designator
12. Kickrail Power/USB Option
13. Arm Power/USB Option
14. Leg Option

• See pages 461-463 for Pairings Health options
 See pages 488-507 for COM fabric yardage

ONE SEAT LOUNGE WOOD STORAGE TECH ARM RIGHT



2" Arm Left



8" Arm Left

MODEL NO.

ALLIANCE PROGRAM PRICE GRADES

		A	B	C	D	E	F	G	H	I
		J	K	L	M	N	O	P	Q	R
K82LH1TRWS		\$ 3504	3608	3689	3770	3855	3959	4019	4130	4222
		4318	4473	4784	4981	5021	5058	5106	5154	5369
K82LH12LAUTRWS	2" Arm Left	4448	4580	4683	4786	4894	5026	5102	5243	5360
		5482	5679	6074	6324	6375	6422	6483	6544	6817
K82LH18LAUTRWS	8" Arm Left	4530	4662	4765	4868	4976	5108	5184	5325	5442
		5564	5761	6156	6406	6457	6504	6565	6626	6899

DIMENSIONS

Width	35	Seat Height	18	Arm Height	22	Weight	48.60
Depth	29	Seat Depth	21	Arm Depth	26	Cubic Ft.	15.10
Height	30	Seat Width	27	Arm Width	8		

DIMENSIONS - 2" ARM LEFT

Width	37	Seat Height	18	Arm Height	22	Weight	64.30
Depth	29	Seat Depth	21	Arm Depth	26	Cubic Ft.	15.70
Height	30	Seat Width	27	Arm Width	8		

DIMENSIONS - 8" ARM RIGHT

Width	43	Seat Height	18	Arm Height	22	Weight	59.00
Depth	29	Seat Depth	21	Arm Depth	26	Cubic Ft.	17.00
Height	30	Seat Width	27	Arm Width	8		

- Contrasting fabric option – specify X (i.e., K82LH1TRWSX); see page 465. For list pricing, use your electronic specification tool or contact customer service
- Kickrail power/USB
- Arm power/USB
- Leg options

TO ORDER, SPECIFY

1. Model Number
2. Back Fabric Grade
3. Back Fabric Number
4. Seat Fabric Grade
5. Seat Fabric Number
6. Tablet HPL or Wood Price Group
(omit for 3D laminate)
7. Tablet Finish Designator
8. Storage TFL Designator
9. Kickrail Power/USB Option
10. Arm Power/USB Option
11. Leg Option

• See pages 461-463 for Pairings Health options
See pages 488-507 for COM fabric yardage

**ONE SEAT LOUNGE
TFL STORAGE
TABLET ARM LEFT**



3D Laminate Tablet



HPL Tablet with Phenolic Core



Wood Tablet

**MODEL
NO.**

ALLIANCE PROGRAM PRICE GRADES

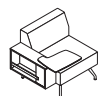
			A	B	C	D	E	F	G	H	I
			J	K	L	M	N	O	P	Q	R
K82LH18LTLLS	3D Laminate Tablet	\$	3495	3599	3680	3761	3846	3950	4010	4121	4213
			4309	4464	4775	4972	5012	5049	5097	5145	5360
K82LH18LTLLS	HPL Tablet with Phenolic Core		3742	3846	3927	4008	4093	4197	4257	4368	4460
			4556	4711	5022	5219	5259	5296	5344	5392	5607
K82LH18LTWLLS	Wood Tablet		3755	3859	3940	4021	4106	4210	4270	4381	4473
			4569	4724	5035	5232	5272	5309	5357	5405	5620

DIMENSIONS

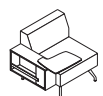
Width	37	Seat Height	18	Arm Height	22	Weight	48.60
Depth	29	Seat Depth	21	Arm Depth	26	Cubic Ft.	15.10
Height	30	Seat Width	27	Arm Width	8		

- Contrasting fabric option – specify X (i.e., K82LH18LTLLSX); see page 465. For list pricing, use your electronic specification tool or contact customer service
- Kickrail power/USB
- Arm power/USB
- Leg options

**ONE SEAT LOUNGE
TFL STORAGE
TABLET ARM RIGHT**



3D Laminate Tablet



HPL Tablet with Phenolic Core



Wood Tablet

			A	B	C	D	E	F	G	H	I
			J	K	L	M	N	O	P	Q	R
K82LH18RTLLS	3D Laminate Tablet	\$	3495	3599	3680	3761	3846	3950	4010	4121	4213
			4309	4464	4775	4972	5012	5049	5097	5145	5360
K82LH18RTLLS	HPL Tablet with Phenolic Core		3742	3846	3927	4008	4093	4197	4257	4368	4460
			4556	4711	5022	5219	5259	5296	5344	5392	5607
K82LH18RTWLLS	Wood Tablet		3755	3859	3940	4021	4106	4210	4270	4381	4473
			4569	4724	5035	5232	5272	5309	5357	5405	5620

DIMENSIONS

Width	37	Seat Height	18	Arm Height	22	Weight	48.60
Depth	29	Seat Depth	21	Arm Depth	26	Cubic Ft.	15.10
Height	30	Seat Width	27	Arm Width	8		

- Contrasting fabric option – specify X (i.e., K82LH18RTLLSX); see page 465. For list pricing, use your electronic specification tool or contact customer service
- Kickrail power/USB
- Arm power/USB
- Leg options

PAIRINGS HEALTH

TO ORDER, SPECIFY

1. Model Number
2. Back Fabric Grade
3. Back Fabric Number
4. Seat Fabric Grade
5. Seat Fabric Number
6. Tablet HPL Price Group (HPL only)
7. Tablet Finish Designator (3D laminate and HPL only)
8. Storage Wood Price Group
9. Storage Wood Designator
10. Kickrail Power/USB Option
11. Arm Power/USB Option
12. Leg Option

• See pages 461-463 for Pairings Health options
See pages 488-507 for COM fabric yardage

ONE SEAT LOUNGE WOOD STORAGE TABLET ARM LEFT



3D Laminate Tablet



HPL Tablet with Phenolic Core



Wood Tablet

MODEL NO.

ALLIANCE PROGRAM PRICE GRADES

			A	B	C	D	E	F	G	H	I
			J	K	L	M	N	O	P	Q	R
K82LH18LTWS	3D Laminate Tablet	\$	3618	3722	3803	3884	3969	4073	4133	4244	4336
			4432	4587	4898	5095	5135	5172	5220	5268	5483
K82LH18TLWS	HPL Tablet with Phenolic Core		3866	3970	4051	4132	4217	4321	4381	4492	4584
			4680	4835	5146	5343	5383	5420	5468	5516	5731
K82LH18LTWWS	Wood Tablet		3879	3983	4064	4145	4230	4334	4394	4505	4597
			4693	4848	5159	5356	5396	5433	5481	5529	5744

DIMENSIONS

Width	37	Seat Height	18	Arm Height	22	Weight	48.60
Depth	29	Seat Depth	21	Arm Depth	26	Cubic Ft.	15.10
Height	30	Seat Width	27	Arm Width	8		

- Contrasting fabric option – specify X (i.e., K82LH18LTWSX); see page 465. For list pricing, use your electronic specification tool or contact customer service
- Kickrail power/USB
- Arm power/USB
- Leg options

ONE SEAT LOUNGE WOOD STORAGE TABLET ARM RIGHT



3D Laminate Tablet



HPL Tablet with Phenolic Core



Wood Tablet

			A	B	C	D	E	F	G	H	I
			J	K	L	M	N	O	P	Q	R
K82LH18RTWS	3D Laminate Tablet	\$	3618	3722	3803	3884	3969	4073	4133	4244	4336
			4432	4587	4898	5095	5135	5172	5220	5268	5483
K82LH18RTLWS	HPL Tablet with Phenolic Core		3866	3970	4051	4132	4217	4321	4381	4492	4584
			4680	4835	5146	5343	5383	5420	5468	5516	5731
K82LH18RTWWS	Wood Tablet		3879	3983	4064	4145	4230	4334	4394	4505	4597
			4693	4848	5159	5356	5396	5433	5481	5529	5744

DIMENSIONS

Width	37	Seat Height	18	Arm Height	22	Weight	48.60
Depth	29	Seat Depth	21	Arm Depth	26	Cubic Ft.	15.10
Height	30	Seat Width	27	Arm Width	8		

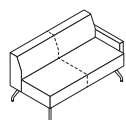
- Contrasting fabric option – specify X (i.e., K82LH18RTWSX); see page 465. For list pricing, use your electronic specification tool or contact customer service
- Kickrail power/USB
- Arm power/USB
- Leg options

TO ORDER, SPECIFY

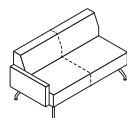
1. Model Number
2. Back Fabric Grade
3. Back Fabric Number
4. Seat Fabric Grade
5. Seat Fabric Number
6. Arm Fabric Grade
7. Arm Fabric Number
8. Arm Cap or Tablet Arm Finish Price Group (if applicable)
9. Arm Cap or Tablet Arm Finish Designator (if applicable)
10. Kickrail Power/USB Option
11. Leg Option

- See pages 461-463 for Pairings Health options
- See pages 488-507 for COM fabric yardage

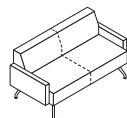
**TWO SEAT LOUNGE
2" ARMS**



Left Arm



Right Arm



Left and Right Arms

**MODEL
NO.**

ALLIANCE PROGRAM PRICE GRADES

			A	B	C	D	E	F	G	H	I
			J	K	L	M	N	O	P	Q	R
K82LH22LAU	2" Arm Left	\$	3280	3473	3625	3776	3935	4128	4239	4446	4618
			4798	5087	5666	6033	6109	6178	6267	6356	6757
K82LH22RAU	2" Arm Right		3280	3473	3625	3776	3935	4128	4239	4446	4618
			4798	5087	5666	6033	6109	6178	6267	6356	6757
K82LH22LAU2RAU	2" Arms Left and Right		3678	3897	4068	4239	4419	4637	4762	4996	5191
			5394	5721	6376	6790	6876	6954	7055	7156	7609

DIMENSIONS

Width - L or R	56	Seat Height	18	Arm Height	22	Weight - L or R	65.80
Width - L and R	58	Seat Depth	21	Arm Depth	26	Weight - L and R	71.40
Depth	29	Seat Width	54	Arm Width	2	Cubic Ft. - L or R	38.50
Height	30					Cubic Ft. - L and R	40.40

- Contrasting fabric option – specify X (i.e., K82LH22LAUX); see page 464. For list pricing, use your electronic specification tool or contact customer service
- Arm options
- Kickrail power/USB
- Leg options

PAIRINGS HEALTH

TO ORDER, SPECIFY

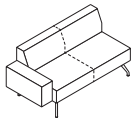
1. Model Number
2. Back Fabric Grade
3. Back Fabric Number
4. Seat Fabric Grade
5. Seat Fabric Number
6. Arm Fabric Grade
7. Arm Fabric Number
8. Arm Cap or Tablet Arm Finish Price Group (if applicable)
9. Arm Cap or Tablet Arm Finish Designator (if applicable)
10. Kickrail Power/USB Option
11. Arm Power/USB Option
12. Leg Option

• See pages 461-463 for Pairings Health options
See pages 488-507 for COM fabric yardage

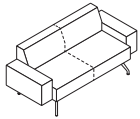
TWO SEAT LOUNGE 8" ARMS



Left Arm



Right Arm



Left and Right Arms

MODEL NO.

ALLIANCE PROGRAM PRICE GRADES

			A	B	C	D	E	F	G	H	I
			J	K	L	M	N	O	P	Q	R
K82LH28LAU	8" Arm Left	\$	3361	3554	3706	3857	4016	4209	4320	4527	4699
			4879	5168	5747	6114	6190	6259	6348	6437	6838
K82LH28RAU	8" Arm Right		3361	3554	3706	3857	4016	4209	4320	4527	4699
			4879	5168	5747	6114	6190	6259	6348	6437	6838
K82LH28LAU8RAU	8" Arms Left and Right		3839	4058	4229	4400	4580	4798	4923	5157	5352
			5555	5882	6537	6951	7037	7115	7216	7317	7770

DIMENSIONS

Width - L or R	62	Seat Height	18	Arm Height	22	Weight - L or R	69.80
Width - L and R	70	Seat Depth	21	Arm Depth	26	Weight - L and R	79.40
Depth	29	Seat Width	54	Arm Width	8	Cubic Ft. - L or R	41.70
Height	30					Cubic Ft. - L and R	46.80

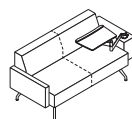
- Contrasting fabric option – specify X (i.e., K82LH28LAUX); see page 464. For list pricing, use your electronic specification tool or contact customer service
- Arm options
- Kickrail power/USB
- Arm power/USB
- Leg options

TO ORDER, SPECIFY

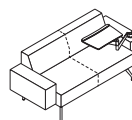
1. Model Number
2. Back Fabric Grade
3. Back Fabric Number
4. Seat Fabric Grade
5. Seat Fabric Number
6. Arm Fabric Grade
7. Arm Fabric Number
8. Arm Cap Finish Price Group
(if applicable)
9. Arm Cap Arm Finish Designator
(if applicable)
10. Tech Tablet Laminate Price Group
11. Tech Tablet Laminate Designator
12. Kickrail Power/USB Option
13. Arm Power/USB Option
14. Leg Option

• See pages 461-463 for Pairings Health options
See pages 488-507 for COM fabric yardage

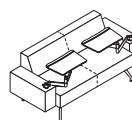
**TWO SEAT LOUNGE
TECH ARM LEFT OR
BOTH SIDES**



2" Arm Right



8" Arm Right



Both Sides

**MODEL
NO.**

ALLIANCE PROGRAM PRICE GRADES

		A	B	C	D	E	F	G	H	I
		J	K	L	M	N	O	P	Q	R
K82LH2TLAU		\$ 4191	4384	4536	4687	4846	5039	5150	5357	5529
		5709	5998	6577	6944	7020	7089	7178	7267	7668
K82LH2TLAU2RAU	2" Arm Right	4587	4806	4977	5148	5328	5546	5671	5905	6100
		6303	6630	7285	7699	7785	7863	7964	8065	8518
K82LH2TLAU8RAU	8" Arm Right	4667	4886	5057	5228	5408	5626	5751	5985	6180
		6383	6710	7365	7779	7865	7943	8044	8145	8598
K82LH2TLAU8RAU	Both Sides	5633	5852	6023	6194	6374	6592	6717	6951	7146
		7349	7676	8331	8745	8831	8909	9010	9111	9564

DIMENSIONS

Width	62	Seat Height	18	Arm Height	22	Weight	76.40
Depth	29	Seat Depth	21	Arm Depth	26	Cubic Ft.	41.70
Height	30	Seat Width	54	Arm Width	8		

DIMENSIONS - 2" ARM RIGHT

Width	64	Seat Height	18	Arm Height	22	Weight	81.00
Depth	29	Seat Depth	21	Arm Depth	26	Cubic Ft.	43.60
Height	30	Seat Width	54	Arm Width	8		

DIMENSIONS - 8" ARM RIGHT AND BOTH SIDES

Width	70	Seat Height	18	Arm Height	22	Weight	85.00
Depth	29	Seat Depth	21	Arm Depth	26	Cubic Ft.	46.80
Height	30	Seat Width	54	Arm Width	8		

- Contrasting fabric option – specify X (i.e., K82LH2TLAUX); see page 464. For list pricing, use your electronic specification tool or contact customer service
- Kickrail power/USB
- Arm power/USB
- Leg options

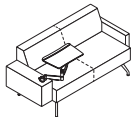
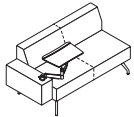
PAIRINGS HEALTH

TO ORDER, SPECIFY

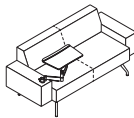
1. Model Number
2. Back Fabric Grade
3. Back Fabric Number
4. Seat Fabric Grade
5. Seat Fabric Number
6. Arm Fabric Grade
7. Arm Fabric Number
8. Arm Cap Finish Price Group (if applicable)
9. Arm Cap Finish Designator (if applicable)
10. Tech Tablet Laminate Price Group
11. Tech Tablet Laminate Designator
12. Kickrail Power/USB Option
13. Arm Power/USB Option
14. Leg Option

• See pages 461-463 for Pairings Health options
See pages 488-507 for COM fabric yardage

TWO SEAT LOUNGE TECH ARM RIGHT



2" Arm Left



8" Arm Left

MODEL NO.

ALLIANCE PROGRAM PRICE GRADES

		ALLIANCE PROGRAM PRICE GRADES									
		A	B	C	D	E	F	G	H	I	
		J	K	L	M	N	O	P	Q	R	
K82LH2TRAU		\$ 4191	4384	4536	4687	4846	5039	5150	5357	5529	
		5709	5998	6577	6944	7020	7089	7178	7267	7668	
K82LH22LAUTRAU	2" Arm Left	4587	4806	4977	5148	5328	5546	5671	5905	6100	
		6303	6630	7285	7699	7785	7863	7964	8065	8518	
K82LH28LAUTRAU	8" Arm Left	4667	4886	5057	5228	5408	5626	5751	5985	6180	
		6383	6710	7365	7779	7865	7943	8044	8145	8598	

DIMENSIONS

Width	62	Seat Height	18	Arm Height	22	Weight	76.40
Depth	29	Seat Depth	54	Arm Depth	26	Cubic Ft.	41.70
Height	30	Seat Width	27	Arm Width	8		

DIMENSIONS - 2" ARM LEFT

Width	64	Seat Height	18	Arm Height	22	Weight	81.00
Depth	29	Seat Depth	21	Arm Depth	26	Cubic Ft.	43.60
Height	30	Seat Width	54	Arm Width	8		

DIMENSIONS - 8" ARM LEFT

Width	70	Seat Height	18	Arm Height	22	Weight	85.00
Depth	29	Seat Depth	21	Arm Depth	26	Cubic Ft.	46.80
Height	30	Seat Width	54	Arm Width	8		

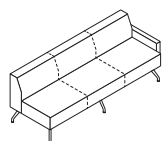
- Contrasting fabric option – specify X (i.e., K82LH2TRAUX); see page 464. For list pricing, use your electronic specification tool or contact customer service
- Kickrail power/USB
- Arm power/USB
- Leg options

TO ORDER, SPECIFY

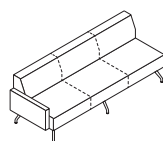
1. Model Number
2. Back Fabric Grade
3. Back Fabric Number
4. Seat Fabric Grade
5. Seat Fabric Number
6. Arm Fabric Grade
7. Arm Fabric Number
8. Arm Cap or Tablet Arm Finish Price Group (if applicable)
9. Arm Cap or Tablet Arm Finish Designator (if applicable)
10. Kickrail Power/USB Option
11. Leg Option

• See pages 461-463 for Pairings Health options
See pages 488-507 for COM fabric yardage

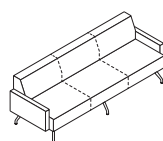
**THREE SEAT LOUNGE
2" ARMS**



Left Arm



Right Arm



Left and Right Arms

**MODEL
NO.**

ALLIANCE PROGRAM PRICE GRADES

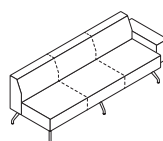
			A	B	C	D	E	F	G	H	I
			J	K	L	M	N	O	P	Q	R
K82LH32LAU	2" Arm Left	\$	4421	4693	4906	5120	5342	5614	5769	6060	6303
			6555	6963	7778	8291	8398	8495	8621	8748	9310
K82LH32RAU	2" Arm Right		4421	4693	4906	5120	5342	5614	5769	6060	6303
			6555	6963	7778	8291	8398	8495	8621	8748	9310
K82LH32LAU2RAU	2" Arms Left and Right		4819	5117	5349	5583	5826	6123	6292	6610	6876
			7151	7597	8488	9048	9165	9271	9409	9548	10162

DIMENSIONS

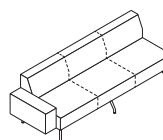
Width - L or R	83	Seat Height	18	Arm Height	22	Weight - L or R	91.30
Width - L and R	85	Seat Depth	21	Arm Depth	26	Weight - L and R	96.90
Depth	29	Seat Width	81	Arm Width	2	Cubic Ft. - L or R	56.20
Height	30					Cubic Ft. - L and R	58.10

- Contrasting fabric option – specify X (i.e., K82LH32LAUX); see page 464. For list pricing, use your electronic specification tool or contact customer service
- Arm options
- Kickrail power/USB
- Leg options

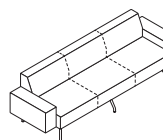
**THREE SEAT LOUNGE
8" ARMS**



Left Arm



Right Arm



Left and Right Arms

			A	B	C	D	E	F	G	H	I
			J	K	L	M	N	O	P	Q	R
K82LH38LAU	8" Arm Left	\$	4501	4773	4986	5200	5422	5694	5849	6140	6383
			6635	7043	7858	8371	8478	8575	8701	8828	9390
K82LH38RAU	8" Arm Right		4501	4773	4986	5200	5422	5694	5849	6140	6383
			6635	7043	7858	8371	8478	8575	8701	8828	9390
K82LH38LAU8RAU	8" Arms Left and Right		4978	5276	5508	5742	5985	6282	6451	6769	7035
			7310	7756	8647	9207	9324	9430	9568	9707	10321

DIMENSIONS

Width - L or R	89	Seat Height	18	Arm Height	22	Weight - L or R	95.30
Width - L and R	97	Seat Depth	21	Arm Depth	26	Weight - L and R	104.90
Depth	29	Seat Width	81	Arm Width	2	Cubic Ft. - L or R	59.40
Height	30					Cubic Ft. - L and R	64.50

- Contrasting fabric option – specify X (i.e., K82LH38LAUX); see page 464. For list pricing, use your electronic specification tool or contact customer service
- Arm options
- Kickrail power/USB
- Leg options

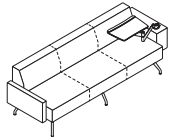
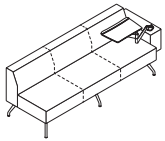
PAIRINGS HEALTH

TO ORDER, SPECIFY

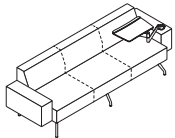
1. Model Number
2. Back Fabric Grade
3. Back Fabric Number
4. Seat Fabric Grade
5. Seat Fabric Number
6. Arm Fabric Grade
7. Arm Fabric Number
8. Arm Cap Finish Price Group (if applicable)
9. Arm Cap Finish Designator (if applicable)
10. Tech Tablet Laminate Price Group
11. Tech Tablet Laminate Designator
12. Kickrail Power/USB Option
13. Arm Power/USB Option
14. Leg Option

• See pages 461-463 for Pairings Health options
See pages 488-507 for COM fabric yardage

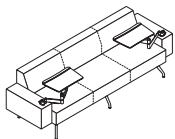
THREE SEAT LOUNGE TECH ARM LEFT OR BOTH SIDES



2" Arm Right



8" Arm Right



Both Sides

MODEL NO.

ALLIANCE PROGRAM PRICE GRADES

		A	B	C	D	E	F	G	H	I
		J	K	L	M	N	O	P	Q	R
K82LH3TLAU		\$ 5329	5601	5814	6028	6250	6522	6677	6968	7211
		7463	7871	8686	9199	9306	9403	9529	9656	10218
K82LH3TLAU2RAU	2" Arm Right	5726	6024	6256	6490	6733	7030	7199	7517	7783
		8058	8504	9395	9955	10072	10178	10316	10455	11069
K82LH3TLAU8RAU	8" Arm Right	5808	6106	6338	6572	6815	7112	7281	7599	7865
		8140	8586	9477	10037	10154	10260	10398	10537	11151
K82LH3TLAU8RAU	Both Sides	6799	7097	7329	7563	7806	8103	8272	8590	8856
		9131	9577	10468	11028	11145	11251	11389	11528	12142

DIMENSIONS

Width	89	Seat Height	18	Arm Height	22	Weight	100.90
Depth	29	Seat Depth	21	Arm Depth	26	Cubic Ft.	59.40
Height	30	Seat Width	81	Arm Width	8		

DIMENSIONS - 2" ARM RIGHT

Width	91	Seat Height	18	Arm Height	22	Weight	106.50
Depth	29	Seat Depth	21	Arm Depth	26	Cubic Ft.	61.30
Height	30	Seat Width	81	Arm Width	8		

DIMENSIONS - 8" ARM RIGHT AND BOTH SIDES

Width	97	Seat Height	18	Arm Height	22	Weight - 8" Arm Right	110.50
Depth	29	Seat Depth	21	Arm Depth	26	Weight - Both Sides	85.00
Height	30	Seat Width	81	Arm Width	8	Cubic Ft. - 8" Arm Right	64.50
						Cubic Ft. - Both Sides	46.80

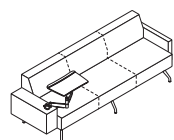
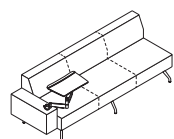
- Contrasting fabric option – specify X (i.e., H82LH3TLAUX); see page 464. For list pricing, use your electronic specification tool or contact customer service
- Arm options
- Kickrail power/USB
- Arm power/USB
- Leg options

TO ORDER, SPECIFY

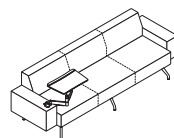
1. Model Number
2. Back Fabric Grade
3. Back Fabric Number
4. Seat Fabric Grade
5. Seat Fabric Number
6. Arm Fabric Grade
7. Arm Fabric Number
8. Arm Cap Finish Price Group
(if applicable)
9. Arm Cap Finish Designator
(if applicable)
10. Tech Tablet Laminate Price Group
11. Tech Tablet Laminate Designator
12. Kickrail Power/USB Option
13. Arm Power/USB Option
14. Leg Option

• See pages 461-463 for Pairings Health options
See pages 488-507 for COM fabric yardage

**THREE SEAT LOUNGE
TECH ARM RIGHT**



2" Arm Left



8" Arm Left

**MODEL
NO.**

ALLIANCE PROGRAM PRICE GRADES

		A	B	C	D	E	F	G	H	I
		J	K	L	M	N	O	P	Q	R
K82LH3TRAU		\$ 5329	5601	5814	6028	6250	6522	6677	6968	7211
		7463	7871	8686	9199	9306	9403	9529	9656	10218
K82LH32LAUTRAU	2" Arm Left	5726	6024	6256	6490	6733	7030	7199	7517	7783
		8058	8504	9395	9955	10072	10178	10316	10455	11069
K82LH38LAUTRAU	8" Arm Left	5808	6106	6338	6572	6815	7112	7281	7599	7865
		8140	8586	9477	10037	10154	10260	10398	10537	11151

DIMENSIONS

Width	89	Seat Height	18	Arm Height	22	Weight	100.90
Depth	29	Seat Depth	21	Arm Depth	26	Cubic Ft.	59.40
Height	30	Seat Width	81	Arm Width	8		

DIMENSIONS - 2" ARM LEFT

Width	91	Seat Height	18	Arm Height	22	Weight	106.50
Depth	29	Seat Depth	21	Arm Depth	26	Cubic Ft.	61.30
Height	30	Seat Width	81	Arm Width	8		

DIMENSIONS - 8" ARM LEFT

Width	97	Seat Height	18	Arm Height	22	Weight	110.50
Depth	29	Seat Depth	21	Arm Depth	26	Cubic Ft.	64.50
Height	30	Seat Width	81	Arm Width	8		

- Contrasting fabric option – specify X (i.e., K82LH3TRAUX); see page 464. For list pricing, use your electronic specification tool or contact customer service
- Arm options
- Kickrail power/USB
- Arm power/USB
- Leg options

PAIRINGS HEALTH

TO ORDER, SPECIFY

1. Model Number
2. Back Fabric Grade
3. Back Fabric Number
4. Seat Fabric Grade
5. Seat Fabric Number
6. Kickrail Power/USB Option (omit for corner)
7. Leg Option

• See pages 461-463 for Pairings Health options
See pages 488-507 for COM fabric yardage

CORNERS & CRESCENTS LOUNGE

MODEL NO.

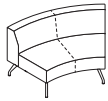
ALLIANCE PROGRAM PRICE GRADES



90° Corner Left (as seated)



90° Corner Right (as seated)



45° Crescent

			A	B	C	D	E	F	G	H	I
			J	K	L	M	N	O	P	Q	R
K82LH90L	90° Corner Left (as seated)	\$	2195	2280	2347	2414	2484	2569	2617	2708	2784
			2862	2989	3244	3405	3438	3468	3508	3547	3723
K82LH90R	90° Corner Right (as seated)		2195	2280	2347	2414	2484	2569	2617	2708	2784
			2862	2989	3244	3405	3438	3468	3508	3547	3723
K82LH45	45° Crescent		2754	2882	2983	3084	3189	3317	3390	3528	3643
			3761	3954	4339	4582	4632	4677	4738	4797	5062

DIMENSIONS - CORNER

Width	29	Seat Height	18	Weight	48.80
Depth	29	Seat Depth	21	Cubic Ft.	20.50
Height	30	Seat Width	29		

DIMENSIONS - CRESCENT

Width	54	Seat Height	18	Weight	77.30
Depth	29	Seat Depth	21	Cubic Ft.	40.90
Height	30	Seat Width	54		

- Corner and crescent lounge models coordinate with Pairings Health lounge models, but do not feature a clean-out.
- Can be used in conjunction with Kimball Pairings benches, tables, and perch models.
- Contrasting fabric option – specify X (i.e., K82LH90LX); see page 464. For list pricing, use your electronic specification tool or contact customer service
- No clean out
- Kickrail power/USB on crescent
- Leg options
- IMPORTANT: Fabrics reflect light differently when viewed at various angles, creating a natural phenomenon called "flip." Flip is visible on all fabrics and is not considered a defect; it is more easily recognized on fabrics with a nap or shimmer and more apparent on crescent or corner units

TO ORDER, SPECIFY

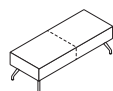
1. Model Number
2. Fabric Grade
3. Fabric Number
4. Kickrail Power/USB Option
5. Leg Option

• See pages 461-463 for Pairings Health options
 See pages 488-507 for COM fabric yardage

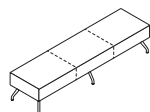
**BENCH
21" DEEP**



One Seat



Two Seat



Three Seat

**MODEL
NO.**

ALLIANCE PROGRAM PRICE GRADES

				A	B	C	D	E	F	G	H	I
				J	K	L	M	N	O	P	Q	R
K82BH121	One Seat	\$	1645	1687	1719	1752	1786	1828	1852	1897	1934	
			1972	2035	2160	2239	2255	2270	2290	2309	2395	
K82BH221	Two Seat	2106	2181	2241	2301	2363	2439	2482	2564	2631		
		2702	2816	3044	3187	3217	3244	3279	3315	3472		
K82BH321	Three Seat	2722	2835	2923	3011	3103	3215	3279	3399	3500		
		3604	3772	4108	4321	4365	4405	4457	4509	4741		

DIMENSIONS - ONE SEAT

Width	27	Seat Height	18	Weight	
Depth	21	Seat Depth	21	Cubic Ft.	
Height	18	Seat Width	27		

DIMENSIONS - TWO SEAT

Width	54	Seat Height	18	Weight	
Depth	21	Seat Depth	21	Cubic Ft.	
Height	18	Seat Width	54		

DIMENSIONS - THREE SEAT

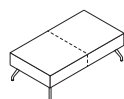
Width	81	Seat Height	18	Weight	
Depth	21	Seat Depth	21	Cubic Ft.	
Height	18	Seat Width	81		

- Kickrail power/USB
- Leg options

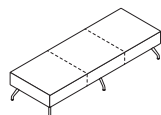
**BENCH
29" DEEP**



One Seat



Two Seat



Three Seat

				A	B	C	D	E	F	G	H	I
				J	K	L	M	N	O	P	Q	R
K82BH129	One Seat	\$	1788	1852	1902	1953	2006	2070	2107	2175	2233	
			2292	2389	2581	2703	2728	2751	2781	2811	2944	
K82BH229	Two Seat	2318	2421	2503	2585	2670	2774	2833	2945	3037		
		3134	3290	3602	3798	3839	3876	3924	3973	4188		
K82BH329	Three Seat	2862	3010	3127	3244	3366	3515	3600	3759	3892		
		4030	4253	4699	4981	5039	5092	5161	5230	5538		

DIMENSIONS - ONE SEAT

Width	27	Seat Height	18	Weight	
Depth	29	Seat Depth	21	Cubic Ft.	
Height	18	Seat Width	27		

DIMENSIONS - TWO SEAT

Width	54	Seat Height	18	Weight	
Depth	29	Seat Depth	21	Cubic Ft.	
Height	18	Seat Width	54		

DIMENSIONS - THREE SEAT

Width	81	Seat Height	18	Weight	
Depth	29	Seat Depth	21	Cubic Ft.	
Height	18	Seat Width	81		

- Kickrail power/USB
- Leg options

PAIRINGS HEALTH

TO ORDER, SPECIFY

1. Model Number
2. Fabric Grade
3. Fabric Number
4. Leg Option

• See pages 461-463 for Pairings Health options
 See pages 488-507 for COM fabric yardage

90° CORNER BENCH



21" Deep



29" Deep

MODEL NO.

ALLIANCE PROGRAM PRICE GRADES

			A	B	C	D	E	F	G	H	I
			J	K	L	M	N	O	P	Q	R
K82BH9021L	21" Deep, Left (as seated)	\$	1501	1537	1566	1595	1625	1662	1683	1722	1755
			1789	1844	1954	2024	2038	2051	2068	2085	2161
K82BH9021R	21" Deep, Right (as seated)		1501	1537	1566	1595	1625	1662	1683	1722	1755
			1789	1844	1954	2024	2038	2051	2068	2085	2161
K82BH9029L	29" Deep, Left (as seated)		1989	2056	2109	2162	2217	2284	2322	2394	2454
			2516	2617	2818	2945	2971	2995	3026	3057	3196
K82BH9029R	29" Deep, Right (as seated)		1989	2056	2109	2162	2217	2284	2322	2394	2454
			2516	2617	2818	2945	2971	2995	3026	3057	3196

DIMENSIONS - 21" DEEP

Width	21	Seat Height	18	Weight
Depth	21	Seat Depth	21	Cubic Ft.
Height	18	Seat Width	21	

DIMENSIONS - 29" DEEP

Width	29	Seat Height	18	Weight
Depth	29	Seat Depth	29	Cubic Ft.
Height	18	Seat Width	29	

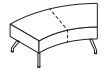
- Kickrail power/USB
- Leg options

TO ORDER, SPECIFY

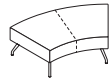
1. Model Number
2. Fabric Grade
3. Fabric Number
4. Kickrail Power/USB option
5. Leg Option

• See pages 461-463 for Pairings Health options
 See pages 488-507 for COM fabric yardage

45° CRESCENT BENCH



21" Deep



29" Deep

MODEL NO.

ALLIANCE PROGRAM PRICE GRADES

			A	B	C	D	E	F	G	H	I
			J	K	L	M	N	O	P	Q	R
K82BH4521	21" Deep	\$	2268	2325	2369	2413	2459	2515	2547	2607	2658
			2710	2794	2962	3069	3091	3111	3137	3163	3279
K82BH4529	29" Deep		2891	2958	3011	3064	3119	3186	3224	3296	3356
			3418	3519	3720	3847	3873	3897	3928	3959	4098

DIMENSIONS - 21" DEEP

Width	54	Seat Height	18	Weight
Depth	21	Seat Depth	21	Cubic Ft.
Height	18	Seat Width	54	

DIMENSIONS - 29" DEEP

Width	54	Seat Height	18	Weight
Depth	29	Seat Depth	29	Cubic Ft.
Height	18	Seat Width	54	

- Kickrail power/USB
- Leg options

COM YARDAGE REQUIREMENTS

COM YARDAGE REQUIREMENTS (54" WIDTH – CUT UP THE ROLL)

MODEL	RAILROADED Contact customer service 800-634-9510 for ydg requirements	NON DIRECTIONAL OR SOLID	1"-4" REPEAT	5"-11" REPEAT	12"-18" REPEAT	COL SQUARE FEET
			4" VERTICAL X 4" HORIZONTAL	11" VERTICAL X 11" HORIZONTAL	18" VERTICAL X 18" HORIZONTAL	
K82BH121	Entire Unit	1.40	1.90	2.10	3.20	28
K82BH129	Entire Unit	2.20	2.50	3.60	3.60	44
K82BH221	Entire Unit	2.60	2.90	4.50	4.70	52
K82BH229	Entire Unit	3.60	4.00	5.10	5.80	72
K82BH321	Entire Unit	3.50	3.90	5.10	5.70	70
K82BH329	Entire Unit	5.10	5.50	7.40	7.80	102
K82BH4521	Entire Unit	2.20	2.50	3.60	3.60	44
K82BH4529	Entire Unit	1.80	2.00	3.90	4.30	40
K82BH9021D	Entire Unit	1.30	1.50	2.10	3.20	26
K82BH9021L	Entire Unit	1.10	1.30	2.10	3.20	22
K82BH9021R	Entire Unit	1.10	1.30	2.10	3.20	22
K82BH9029D	Entire Unit	2.40	2.80	3.90	4.30	47.5
K82BH9029L	Entire Unit	2.20	2.50	3.60	3.60	44
K82BH9029R	Entire Unit	2.20	2.50	3.60	3.60	44
K82LH1	Entire Unit	2.50	3.10	3.90	4.80	49
	Back	1.40	1.70	2.10	3.30	28
	Seat	1.20	1.70	2.40	3.20	21.5
K82LH12LAP	Entire Unit	3.90	4.50	4.70	4.90	75.5
	Back	1.60	1.80	1.90	2.00	30.5
	Seat	2.10	2.40	2.50	2.60	38.2
	Arm	1.00	1.20	1.20	1.30	20
K82LH12LAP2RAP	Entire Unit	4.70	5.40	5.60	5.90	91.5
	Back	1.60	1.80	1.90	2.00	30.5
	Seat	2.10	2.40	2.50	2.60	38.2
	Arm	1.80	2.10	2.20	2.30	34
K82LH12LAS	Entire Unit	3.90	4.50	4.70	4.90	75.5
	Back	1.60	1.80	1.90	2.00	30.5
	Seat	2.10	2.40	2.50	2.60	38.2
	Arm	1.00	1.20	1.20	1.30	20
K82LH12LAS2RAS	Entire Unit	4.70	5.40	5.60	5.90	91.5
	Back	1.60	1.80	1.90	2.00	30.5
	Seat	2.10	2.40	2.50	2.60	38.2
	Arm	1.80	2.10	2.20	2.30	34
K82LH12LASTRAS	Entire Unit	4.80	5.50	5.80	6.00	94
	Back	1.60	1.80	1.90	2.00	30.5
	Seat	2.10	2.40	2.50	2.60	38.2
	Arm	1.90	2.20	2.30	2.40	38
K82LH12LAT	Entire Unit	3.90	4.50	4.70	4.90	75.5
	Back	1.60	1.80	1.90	2.00	30.5
	Seat	2.10	2.40	2.50	2.60	38.2
	Arm	1.00	1.20	1.20	1.30	20
K82LH12LAT2RAT	Entire Unit	4.70	5.40	5.60	5.90	91.5
	Back	1.60	1.80	1.90	2.00	30.5
	Seat	2.10	2.40	2.50	2.60	38.2
	Arm	1.80	2.10	2.20	2.30	34
K82LH12LAT2RTT	Entire Unit	4.70	5.40	5.60	5.90	91.5
	Back	1.60	1.80	1.90	2.00	30.5
	Seat	2.10	2.40	2.50	2.60	38.2
	Arm	1.80	2.10	2.20	2.30	34
K82LH12LATTRAT	Entire Unit	4.80	5.50	5.80	6.00	94
	Back	1.60	1.80	1.90	2.00	30.5
	Seat	2.10	2.40	2.50	2.60	38.2
	Arm	1.90	2.20	2.30	2.40	38
K82LH12LATTRLLS	Entire Unit	3.90	4.50	4.70	4.90	75.5
	Back	1.60	1.80	1.90	2.00	30.5
	Seat	2.10	2.40	2.50	2.60	38.2
	Arm	1.00	1.20	1.20	1.30	20

COM YARDAGE REQUIREMENTS

COM YARDAGE REQUIREMENTS (54" WIDTH – CUT UP THE ROLL)

MODEL	RAILROADED Contact customer service 800-634-9510 for ydg requirements	NON DIRECTIONAL OR SOLID	1"-4" REPEAT	5"-11" REPEAT	12"-18" REPEAT	COL SQUARE FEET
			4" VERTICAL X 4" HORIZONTAL	11" VERTICAL X 11" HORIZONTAL	18" VERTICAL X 18" HORIZONTAL	
K82LH12LAU	Entire Unit	3.90	4.50	4.70	4.90	75.5
	Back	1.60	1.80	1.90	2.00	30.5
	Seat	2.10	2.40	2.50	2.60	38.2
	Arm	1.00	1.20	1.20	1.30	20
K82LH12LAU2RAU	Entire Unit	4.80	5.50	5.80	6.00	92
	Back	1.60	1.80	1.90	2.00	30.5
	Seat	2.10	2.40	2.50	2.60	38.2
	Arm	1.90	2.20	2.30	2.40	36
K82LH12LAU2RTL	Entire Unit	4.80	5.50	5.80	6.00	92
	Back	1.60	1.80	1.90	2.00	30.5
	Seat	2.10	2.40	2.50	2.60	38.2
	Arm	1.90	2.20	2.30	2.40	36
K82LH12LAU2RTT	Entire Unit	4.80	5.50	5.80	6.00	92
	Back	1.60	1.80	1.90	2.00	30.5
	Seat	2.10	2.40	2.50	2.60	38.2
	Arm	1.90	2.20	2.30	2.40	36
K82LH12LAU2RTW	Entire Unit	4.80	5.50	5.80	6.00	92
	Back	1.60	1.80	1.90	2.00	30.5
	Seat	2.10	2.40	2.50	2.60	38.2
	Arm	1.90	2.20	2.30	2.40	36
K82LH12LAUTRAU	Entire Unit	4.80	5.50	5.80	6.00	94
	Back	1.60	1.80	1.90	2.00	30.5
	Seat	2.10	2.40	2.50	2.60	38.2
	Arm	1.90	2.20	2.30	2.40	38
K82LH12LAUTRLLS	Entire Unit	3.90	4.50	4.70	4.90	75.5
	Back	1.60	1.80	1.90	2.00	30.5
	Seat	2.10	2.40	2.50	2.60	38.2
	Arm	1.00	1.20	1.20	1.30	20
K82LH12LAUTRWS	Entire Unit	3.90	4.50	4.70	4.90	75.5
	Back	1.60	1.80	1.90	2.00	30.5
	Seat	2.10	2.40	2.50	2.60	38.2
	Arm	1.00	1.20	1.20	1.30	20
K82LH12LAW	Entire Unit	3.90	4.50	4.70	4.90	75.5
	Back	1.60	1.80	1.90	2.00	30.5
	Seat	2.10	2.40	2.50	2.60	38.2
	Arm	1.00	1.20	1.20	1.30	20
K82LH12LAW2RAW	Entire Unit	4.70	5.40	5.60	5.90	91.5
	Back	1.60	1.80	1.90	2.00	30.5
	Seat	2.10	2.40	2.50	2.60	38.2
	Arm	1.80	2.10	2.20	2.30	34
K82LH12LAW2RTW	Entire Unit	4.70	5.40	5.60	5.90	91.5
	Back	1.60	1.80	1.90	2.00	30.5
	Seat	2.10	2.40	2.50	2.60	38.2
	Arm	1.80	2.10	2.20	2.30	34
K82LH12LAWTRAW	Entire Unit	4.80	5.50	5.80	6.00	94
	Back	1.60	1.80	1.90	2.00	30.5
	Seat	2.10	2.40	2.50	2.60	38.2
	Arm	1.90	2.20	2.30	2.40	38
K82LH12LAWTRWS	Entire Unit	3.90	4.50	4.70	4.90	75.5
	Back	1.60	1.80	1.90	2.00	30.5
	Seat	2.10	2.40	2.50	2.60	38.2
	Arm	1.00	1.20	1.20	1.30	20
K82LH12LTL	Entire Unit	3.90	4.50	4.70	4.90	75.5
	Back	1.60	1.80	1.90	2.00	30.5
	Seat	2.10	2.40	2.50	2.60	38.2
	Arm	1.00	1.20	1.20	1.30	20
K82LH12LTL2RAU	Entire Unit	4.80	5.50	5.80	6.00	92
	Back	1.60	1.80	1.90	2.00	30.5
	Seat	2.10	2.40	2.50	2.60	38.2
	Arm	1.90	2.20	2.30	2.40	36

COM YARDAGE REQUIREMENTS

COM YARDAGE REQUIREMENTS (54" WIDTH – CUT UP THE ROLL)

MODEL	RAILROADED Contact customer service 800-634-9510 for ydg requirements	NON DIRECTIONAL OR SOLID	1"-4" REPEAT	5"-11" REPEAT	12"-18" REPEAT	COL SQUARE FEET
			4" VERTICAL X 4" HORIZONTAL	11" VERTICAL X 11" HORIZONTAL	18" VERTICAL X 18" HORIZONTAL	
K82LH12LTT	Entire Unit	3.90	4.50	4.70	4.90	75.5
	Back	1.60	1.80	1.90	2.00	30.5
	Seat	2.10	2.40	2.50	2.60	38.2
	Arm	1.00	1.20	1.20	1.30	20
K82LH12LTT2RAT	Entire Unit	4.70	5.40	5.60	5.90	91.5
	Back	1.60	1.80	1.90	2.00	30.5
	Seat	2.10	2.40	2.50	2.60	38.2
	Arm	1.80	2.10	2.20	2.30	34
K82LH12LTT2RAU	Entire Unit	4.80	5.50	5.80	6.00	92
	Back	1.60	1.80	1.90	2.00	30.5
	Seat	2.10	2.40	2.50	2.60	38.2
	Arm	1.90	2.20	2.30	2.40	36
K82LH12LTW	Entire Unit	3.90	4.50	4.70	4.90	75.5
	Back	1.60	1.80	1.90	2.00	30.5
	Seat	2.10	2.40	2.50	2.60	38.2
	Arm	1.00	1.20	1.20	1.30	20
K82LH12LTW2RAU	Entire Unit	4.80	5.50	5.80	6.00	92
	Back	1.60	1.80	1.90	2.00	30.5
	Seat	2.10	2.40	2.50	2.60	38.2
	Arm	1.90	2.20	2.30	2.40	36
K82LH12LTW2RAW	Entire Unit	4.70	5.40	5.60	5.90	91.5
	Back	1.60	1.80	1.90	2.00	30.5
	Seat	2.10	2.40	2.50	2.60	38.2
	Arm	1.80	2.10	2.20	2.30	34
K82LH12RAP	Entire Unit	3.90	4.50	4.70	4.90	75.5
	Back	1.60	1.80	1.90	2.00	30.5
	Seat	2.10	2.40	2.50	2.60	38.2
	Arm	1.00	1.20	1.20	1.30	20
K82LH12RAS	Entire Unit	3.90	4.50	4.70	4.90	75.5
	Back	1.60	1.80	1.90	2.00	30.5
	Seat	2.10	2.40	2.50	2.60	38.2
	Arm	1.00	1.20	1.20	1.30	20
K82LH12RAT	Entire Unit	3.90	4.50	4.70	4.90	75.5
	Back	1.60	1.80	1.90	2.00	30.5
	Seat	2.10	2.40	2.50	2.60	38.2
	Arm	1.00	1.20	1.20	1.30	20
K82LH12RAU	Entire Unit	3.90	4.50	4.70	4.90	75.5
	Back	1.60	1.80	1.90	2.00	30.5
	Seat	2.10	2.40	2.50	2.60	38.2
	Arm	1.00	1.20	1.20	1.30	20
K82LH12RAW	Entire Unit	3.90	4.50	4.70	4.90	75.5
	Back	1.60	1.80	1.90	2.00	30.5
	Seat	2.10	2.40	2.50	2.60	38.2
	Arm	1.00	1.20	1.20	1.30	20
K82LH12RTL	Entire Unit	3.90	4.50	4.70	4.90	75.5
	Back	1.60	1.80	1.90	2.00	30.5
	Seat	2.10	2.40	2.50	2.60	38.2
	Arm	1.00	1.20	1.20	1.30	20
K82LH12RTT	Entire Unit	3.90	4.50	4.70	4.90	75.5
	Back	1.60	1.80	1.90	2.00	30.5
	Seat	2.10	2.40	2.50	2.60	38.2
	Arm	1.00	1.20	1.20	1.30	20
K82LH12RTW	Entire Unit	3.90	4.50	4.70	4.90	75.5
	Back	1.60	1.80	1.90	2.00	30.5
	Seat	2.10	2.40	2.50	2.60	38.2
	Arm	1.00	1.20	1.20	1.30	20
K82LH18LAS	Entire Unit	3.90	4.50	4.70	4.90	75.5
	Back	1.60	1.80	1.90	2.00	30.5
	Seat	2.10	2.40	2.50	2.60	38.2
	Arm	1.00	1.20	1.20	1.30	20

COM YARDAGE REQUIREMENTS

COM YARDAGE REQUIREMENTS (54" WIDTH – CUT UP THE ROLL)

MODEL	RAILOADED Contact customer service 800-634-9510 for ydg requirements	NON DIRECTIONAL OR SOLID	1"-4" REPEAT	5"-11" REPEAT	12"-18" REPEAT	COL SQUARE FEET
			4" VERTICAL X 4" HORIZONTAL	11" VERTICAL X 11" HORIZONTAL	18" VERTICAL X 18" HORIZONTAL	
K82LH18LAS8RAS	Entire Unit	4.70	5.40	5.60	5.90	91.5
	Back	1.60	1.80	1.90	2.00	30.5
	Seat	2.10	2.40	2.50	2.60	38.2
	Arm	1.80	2.10	2.20	2.30	36
K82LH18LASTRAS	Entire Unit	4.70	5.40	5.60	5.90	91.5
	Back	1.60	1.80	1.90	2.00	30.5
	Seat	2.10	2.40	2.50	2.60	38.2
	Arm	1.80	2.10	2.20	2.30	36
K82LH18LAT	Entire Unit	3.90	4.50	4.70	4.90	75.5
	Back	1.60	1.80	1.90	2.00	30.5
	Seat	2.10	2.40	2.50	2.60	38.2
	Arm	1.00	1.20	1.20	1.30	20
K82LH18LAT8RAT	Entire Unit	4.70	5.40	5.60	5.90	91.5
	Back	1.60	1.80	1.90	2.00	30.5
	Seat	2.10	2.40	2.50	2.60	38.2
	Arm	1.80	2.10	2.20	2.30	36
K82LH18LAT8RTT	Entire Unit	4.70	5.40	5.60	5.90	91.5
	Back	1.60	1.80	1.90	2.00	30.5
	Seat	2.10	2.40	2.50	2.60	38.2
	Arm	1.80	2.10	2.20	2.30	36
K82LH18LATTRAT	Entire Unit	4.70	5.40	5.60	5.90	91.5
	Back	1.60	1.80	1.90	2.00	30.5
	Seat	2.10	2.40	2.50	2.60	38.2
	Arm	1.80	2.10	2.20	2.30	36
K82LH18LATRLLS	Entire Unit	3.90	4.50	4.70	4.90	75.5
	Back	1.60	1.80	1.90	2.00	30.5
	Seat	2.10	2.40	2.50	2.60	38.2
	Arm	1.00	1.20	1.20	1.30	20
K82LH18LAU	Entire Unit	3.90	4.50	4.70	4.90	75.5
	Back	1.60	1.80	1.90	2.00	30.5
	Seat	2.10	2.40	2.50	2.60	38.2
	Arm	1.00	1.20	1.20	1.30	20
K82LH18LAU8RAU	Entire Unit	4.80	5.50	5.80	6.00	94
	Back	1.60	1.80	1.90	2.00	30.5
	Seat	2.10	2.40	2.50	2.60	38.2
	Arm	1.90	2.20	2.30	2.40	36
K82LH18LAU8RTL	Entire Unit	4.80	5.50	5.80	6.00	94
	Back	1.60	1.80	1.90	2.00	30.5
	Seat	2.10	2.40	2.50	2.60	38.2
	Arm	1.90	2.20	2.30	2.40	36
K82LH18LAU8RTT	Entire Unit	4.80	5.50	5.80	6.00	94
	Back	1.60	1.80	1.90	2.00	30.5
	Seat	2.10	2.40	2.50	2.60	38.2
	Arm	1.90	2.20	2.30	2.40	36
K82LH18LAU8RTW	Entire Unit	4.80	5.50	5.80	6.00	94
	Back	1.60	1.80	1.90	2.00	30.5
	Seat	2.10	2.40	2.50	2.60	38.2
	Arm	1.90	2.20	2.30	2.40	36
K82LH18LAU8TRAU	Entire Unit	4.80	5.50	5.80	6.00	94
	Back	1.60	1.80	1.90	2.00	30.5
	Seat	2.10	2.40	2.50	2.60	38.2
	Arm	1.90	2.20	2.30	2.40	36
K82LH18LAU8RLLS	Entire Unit	3.90	4.50	4.70	4.90	75.5
	Back	1.60	1.80	1.90	2.00	30.5
	Seat	2.10	2.40	2.50	2.60	38.2
	Arm	1.00	1.20	1.20	1.30	20
K82LH18LAU8TRWS	Entire Unit	3.90	4.50	4.70	4.90	75.5
	Back	1.60	1.80	1.90	2.00	30.5
	Seat	2.10	2.40	2.50	2.60	38.2
	Arm	1.00	1.20	1.20	1.30	20

COM YARDAGE REQUIREMENTS

COM YARDAGE REQUIREMENTS (54" WIDTH – CUT UP THE ROLL)

MODEL	RAILROADED Contact customer service 800-634-9510 for ydg requirements	NON DIRECTIONAL OR SOLID	1"-4" REPEAT	5"-11" REPEAT	12"-18" REPEAT	COL SQUARE FEET
			4" VERTICAL X 4" HORIZONTAL	11" VERTICAL X 11" HORIZONTAL	18" VERTICAL X 18" HORIZONTAL	
K82LH18LAW	Entire Unit	3.90	4.50	4.70	4.90	75.5
	Back	1.60	1.80	1.90	2.00	30.5
	Seat	2.10	2.40	2.50	2.60	38.2
	Arm	1.00	1.20	1.20	1.30	20
K82LH18LAW8RAW	Entire Unit	4.70	5.40	5.60	5.90	91.5
	Back	1.60	1.80	1.90	2.00	30.5
	Seat	2.10	2.40	2.50	2.60	38.2
	Arm	1.80	2.10	2.20	2.30	36
K82LH18LAW8RTW	Entire Unit	4.70	5.40	5.60	5.90	91.5
	Back	1.60	1.80	1.90	2.00	30.5
	Seat	2.10	2.40	2.50	2.60	38.2
	Arm	1.80	2.10	2.20	2.30	36
K82LH18LAWTRAW	Entire Unit	4.70	5.40	5.60	5.90	91.5
	Back	1.60	1.80	1.90	2.00	30.5
	Seat	2.10	2.40	2.50	2.60	38.2
	Arm	1.80	2.10	2.20	2.30	36
K82LH18LAWTRWS	Entire Unit	3.90	4.50	4.70	4.90	75.5
	Back	1.60	1.80	1.90	2.00	30.5
	Seat	2.10	2.40	2.50	2.60	38.2
	Arm	1.00	1.20	1.20	1.30	20
K82LH18LTL	Entire Unit	3.90	4.50	4.70	4.90	75.5
	Back	1.60	1.80	1.90	2.00	30.5
	Seat	2.10	2.40	2.50	2.60	38.2
	Arm	1.00	1.20	1.20	1.30	20
K82LH18LTL8RAU	Entire Unit	4.80	5.50	5.80	6.00	94
	Back	1.60	1.80	1.90	2.00	30.5
	Seat	2.10	2.40	2.50	2.60	38.2
	Arm	1.90	2.20	2.30	2.40	36
K82LH18LTL LLS	Entire Unit	3.00	3.50	3.60	3.80	57
	Back	1.60	1.80	1.90	2.00	30.5
	Seat	2.10	2.40	2.50	2.60	38.2
K82LH18LTLWS	Entire Unit	3.00	3.50	3.60	3.80	57
	Back	1.60	1.80	1.90	2.00	30.5
	Seat	2.10	2.40	2.50	2.60	38.2
K82LH18LTT	Entire Unit	3.90	4.50	4.70	4.90	75.5
	Back	1.60	1.80	1.90	2.00	30.5
	Seat	2.10	2.40	2.50	2.60	38.2
	Arm	1.00	1.20	1.20	1.30	20
K82LH18LTT8RAT	Entire Unit	4.70	5.40	5.60	5.90	91.5
	Back	1.60	1.80	1.90	2.00	30.5
	Seat	2.10	2.40	2.50	2.60	38.2
	Arm	1.80	2.10	2.20	2.30	36
K82LH18LTT8RAU	Entire Unit	4.80	5.50	5.80	6.00	94
	Back	1.60	1.80	1.90	2.00	30.5
	Seat	2.10	2.40	2.50	2.60	38.2
	Arm	1.90	2.20	2.30	2.40	36
K82LH18LTT LLS	Entire Unit	3.00	3.50	3.60	3.80	57
	Back	1.60	1.80	1.90	2.00	30.5
	Seat	2.10	2.40	2.50	2.60	38.2
K82LH18LTTWS	Entire Unit	3.00	3.50	3.60	3.80	57
	Back	1.60	1.80	1.90	2.00	30.5
	Seat	2.10	2.40	2.50	2.60	38.2
K82LH18LTW	Entire Unit	3.90	4.50	4.70	4.90	75.5
	Back	1.60	1.80	1.90	2.00	30.5
	Seat	2.10	2.40	2.50	2.60	38.2
	Arm	1.00	1.20	1.20	1.30	20
K82LH18LTW8RAU	Entire Unit	4.80	5.50	5.80	6.00	94
	Back	1.60	1.80	1.90	2.00	30.5
	Seat	2.10	2.40	2.50	2.60	38.2
	Arm	1.90	2.20	2.30	2.40	36

COM YARDAGE REQUIREMENTS

COM YARDAGE REQUIREMENTS (54" WIDTH – CUT UP THE ROLL)

MODEL	RAILOADED Contact customer service 800-634-9510 for ydg requirements	NON DIRECTIONAL OR SOLID	1"-4" REPEAT	5"-11" REPEAT	12"-18" REPEAT	COL SQUARE FEET
			4" VERTICAL X 4" HORIZONTAL	11" VERTICAL X 11" HORIZONTAL	18" VERTICAL X 18" HORIZONTAL	
K82LH18LTW8RAW	Entire Unit	4.70	5.40	5.60	5.90	91.5
	Back	1.60	1.80	1.90	2.00	30.5
	Seat	2.10	2.40	2.50	2.60	38.2
	Arm	1.80	2.10	2.20	2.30	36
K82LH18LTWLLS	Entire Unit	3.00	3.50	3.60	3.80	57
	Back	1.60	1.80	1.90	2.00	30.5
	Seat	2.10	2.40	2.50	2.60	38.2
K82LH18LTWWS	Entire Unit	3.00	3.50	3.60	3.80	57
	Back	1.60	1.80	1.90	2.00	30.5
	Seat	2.10	2.40	2.50	2.60	38.2
K82LH18RAS	Entire Unit	3.90	4.50	4.70	4.90	75.5
	Back	1.60	1.80	1.90	2.00	30.5
	Seat	2.10	2.40	2.50	2.60	38.2
	Arm	1.00	1.20	1.20	1.30	20
K82LH18RAT	Entire Unit	3.90	4.50	4.70	4.90	75.5
	Back	1.60	1.80	1.90	2.00	30.5
	Seat	2.10	2.40	2.50	2.60	38.2
	Arm	1.00	1.20	1.20	1.30	20
K82LH18RAU	Entire Unit	3.90	4.50	4.70	4.90	75.5
	Back	1.60	1.80	1.90	2.00	30.5
	Seat	2.10	2.40	2.50	2.60	38.2
	Arm	1.00	1.20	1.20	1.30	20
K82LH18RAW	Entire Unit	3.90	4.50	4.70	4.90	75.5
	Back	1.60	1.80	1.90	2.00	30.5
	Seat	2.10	2.40	2.50	2.60	38.2
	Arm	1.00	1.20	1.20	1.30	20
K82LH18RTL	Entire Unit	3.90	4.50	4.70	4.90	75.5
	Back	1.60	1.80	1.90	2.00	30.5
	Seat	2.10	2.40	2.50	2.60	38.2
	Arm	1.00	1.20	1.20	1.30	20
K82LH18RTL LLS	Entire Unit	3.00	3.50	3.60	3.80	57
	Back	1.60	1.80	1.90	2.00	30.5
	Seat	2.10	2.40	2.50	2.60	38.2
K82LH18RTLWS	Entire Unit	3.00	3.50	3.60	3.80	57
	Back	1.60	1.80	1.90	2.00	30.5
	Seat	2.10	2.40	2.50	2.60	38.2
K82LH18RTT	Entire Unit	3.90	4.50	4.70	4.90	75.5
	Back	1.60	1.80	1.90	2.00	30.5
	Seat	2.10	2.40	2.50	2.60	38.2
	Arm	1.00	1.20	1.20	1.30	20
K82LH18RTT LLS	Entire Unit	3.00	3.50	3.60	3.80	57
	Back	1.60	1.80	1.90	2.00	30.5
	Seat	2.10	2.40	2.50	2.60	38.2
K82LH18RTTWS	Entire Unit	3.00	3.50	3.60	3.80	57
	Back	1.60	1.80	1.90	2.00	30.5
	Seat	2.10	2.40	2.50	2.60	38.2
K82LH18RTW	Entire Unit	3.90	4.50	4.70	4.90	75.5
	Back	1.60	1.80	1.90	2.00	30.5
	Seat	2.10	2.40	2.50	2.60	38.2
	Arm	1.00	1.20	1.20	1.30	20
K82LH18RTW LLS	Entire Unit	3.00	3.50	3.60	3.80	57
	Back	1.60	1.80	1.90	2.00	30.5
	Seat	2.10	2.40	2.50	2.60	38.2
K82LH18RTWWS	Entire Unit	3.00	3.50	3.60	3.80	57
	Back	1.60	1.80	1.90	2.00	30.5
	Seat	2.10	2.40	2.50	2.60	38.2
K82LH1TLAS	Entire Unit	3.90	4.50	4.70	4.90	75.5
	Back	1.60	1.80	1.90	2.00	30.5
	Seat	2.10	2.40	2.50	2.60	38.2
	Arm	1.00	1.20	1.20	1.30	20

COM YARDAGE REQUIREMENTS

COM YARDAGE REQUIREMENTS (54" WIDTH – CUT UP THE ROLL)

MODEL	RAILROADED Contact customer service 800-634-9510 for ydg requirements	NON DIRECTIONAL OR SOLID	1"-4" REPEAT	5"-11" REPEAT	12"-18" REPEAT	COL SQUARE FEET
			4" VERTICAL X 4" HORIZONTAL	11" VERTICAL X 11" HORIZONTAL	18" VERTICAL X 18" HORIZONTAL	
K82LH1TLAS2RAS	Entire Unit	4.80	5.50	5.80	6.00	94
	Back	1.60	1.80	1.90	2.00	30.5
	Seat	2.10	2.40	2.50	2.60	38.2
	Arm	1.90	2.20	2.30	2.40	38
K82LH1TLAS8RAS	Entire Unit	4.70	5.40	5.60	5.90	91.5
	Back	1.60	1.80	1.90	2.00	30.5
	Seat	2.10	2.40	2.50	2.60	38.2
	Arm	1.80	2.10	2.20	2.30	36
K82LH1TLAT	Entire Unit	3.90	4.50	4.70	4.90	75.5
	Back	1.60	1.80	1.90	2.00	30.5
	Seat	2.10	2.40	2.50	2.60	38.2
	Arm	1.00	1.20	1.20	1.30	20
K82LH1TLAT2RAT	Entire Unit	4.80	5.50	5.80	6.00	94
	Back	1.60	1.80	1.90	2.00	30.5
	Seat	2.10	2.40	2.50	2.60	38.2
	Arm	1.90	2.20	2.30	2.40	38
K82LH1TLAT8RAT	Entire Unit	4.70	5.40	5.60	5.90	91.5
	Back	1.60	1.80	1.90	2.00	30.5
	Seat	2.10	2.40	2.50	2.60	38.2
	Arm	1.80	2.10	2.20	2.30	36
K82LH1TLAU	Entire Unit	3.90	4.50	4.70	4.90	75.5
	Back	1.60	1.80	1.90	2.00	30.5
	Seat	2.10	2.40	2.50	2.60	38.2
	Arm	1.00	1.20	1.20	1.30	20
K82LH1TLAU2RAU	Entire Unit	4.80	5.50	5.80	6.00	94
	Back	1.60	1.80	1.90	2.00	30.5
	Seat	2.10	2.40	2.50	2.60	38.2
	Arm	1.90	2.20	2.30	2.40	38
K82LH1TLAU8RAU	Entire Unit	4.80	5.50	5.80	6.00	94
	Back	1.60	1.80	1.90	2.00	30.5
	Seat	2.10	2.40	2.50	2.60	38.2
	Arm	1.90	2.20	2.30	2.40	36
K82LH1TLAW	Entire Unit	3.90	4.50	4.70	4.90	75.5
	Back	1.60	1.80	1.90	2.00	30.5
	Seat	2.10	2.40	2.50	2.60	38.2
	Arm	1.00	1.20	1.20	1.30	20
K82LH1TLAW2RAW	Entire Unit	4.80	5.50	5.80	6.00	94
	Back	1.60	1.80	1.90	2.00	30.5
	Seat	2.10	2.40	2.50	2.60	38.2
	Arm	1.90	2.20	2.30	2.40	38
K82LH1TLAW8RAW	Entire Unit	4.70	5.40	5.60	5.90	91.5
	Back	1.60	1.80	1.90	2.00	30.5
	Seat	2.10	2.40	2.50	2.60	38.2
	Arm	1.80	2.10	2.20	2.30	36
K82LH1TLALLS	Entire Unit	3.00	3.50	3.60	3.80	57
	Back	1.60	1.80	1.90	2.00	30.5
	Seat	2.10	2.40	2.50	2.60	38.2
K82LH1TLALLS2RAT	Entire Unit	3.90	4.50	4.70	4.90	75.5
	Back	1.60	1.80	1.90	2.00	30.5
	Seat	2.10	2.40	2.50	2.60	38.2
	Arm	1.00	1.20	1.20	1.30	20
K82LH1TLALLS2RAU	Entire Unit	3.90	4.50	4.70	4.90	75.5
	Back	1.60	1.80	1.90	2.00	30.5
	Seat	2.10	2.40	2.50	2.60	38.2
	Arm	1.00	1.20	1.20	1.30	20
K82LH1TLALLS8RAT	Entire Unit	3.90	4.50	4.70	4.90	75.5
	Back	1.60	1.80	1.90	2.00	30.5
	Seat	2.10	2.40	2.50	2.60	38.2
	Arm	1.00	1.20	1.20	1.30	20

COM YARDAGE REQUIREMENTS

COM YARDAGE REQUIREMENTS (54" WIDTH – CUT UP THE ROLL)

MODEL	RAILOADED Contact customer service 800-634-9510 for ydg requirements	NON DIRECTIONAL OR SOLID	1"-4" REPEAT	5"-11" REPEAT	12"-18" REPEAT	COL SQUARE FEET
			4" VERTICAL X 4" HORIZONTAL	11" VERTICAL X 11" HORIZONTAL	18" VERTICAL X 18" HORIZONTAL	
K82LH1TLLOS8RAU	Entire Unit	3.90	4.50	4.70	4.90	75.5
	Back	1.60	1.80	1.90	2.00	30.5
	Seat	2.10	2.40	2.50	2.60	38.2
	Arm	1.00	1.20	1.20	1.30	20
K82LH1TLWS	Entire Unit	3.00	3.50	3.60	3.80	57
	Back	1.60	1.80	1.90	2.00	30.5
	Seat	2.10	2.40	2.50	2.60	38.2
K82LH1TLWS2RAU	Entire Unit	3.90	4.50	4.70	4.90	75.5
	Back	1.60	1.80	1.90	2.00	30.5
	Seat	2.10	2.40	2.50	2.60	38.2
	Arm	1.00	1.20	1.20	1.30	20
K82LH1TLWS2RAW	Entire Unit	3.90	4.50	4.70	4.90	75.5
	Back	1.60	1.80	1.90	2.00	30.5
	Seat	2.10	2.40	2.50	2.60	38.2
	Arm	1.00	1.20	1.20	1.30	20
K82LH1TLWS8RAU	Entire Unit	3.90	4.50	4.70	4.90	75.5
	Back	1.60	1.80	1.90	2.00	30.5
	Seat	2.10	2.40	2.50	2.60	38.2
	Arm	1.00	1.20	1.20	1.30	20
K82LH1TLWS8RAW	Entire Unit	3.90	4.50	4.70	4.90	75.5
	Back	1.60	1.80	1.90	2.00	30.5
	Seat	2.10	2.40	2.50	2.60	38.2
	Arm	1.00	1.20	1.20	1.30	20
K82LH1TRAS	Entire Unit	3.90	4.50	4.70	4.90	75.5
	Back	1.60	1.80	1.90	2.00	30.5
	Seat	2.10	2.40	2.50	2.60	38.2
	Arm	1.00	1.20	1.20	1.30	20
K82LH1TRAT	Entire Unit	3.90	4.50	4.70	4.90	75.5
	Back	1.60	1.80	1.90	2.00	30.5
	Seat	2.10	2.40	2.50	2.60	38.2
	Arm	1.00	1.20	1.20	1.30	20
K82LH1TRAU	Entire Unit	3.90	4.50	4.70	4.90	75.5
	Back	1.60	1.80	1.90	2.00	30.5
	Seat	2.10	2.40	2.50	2.60	38.2
	Arm	1.00	1.20	1.20	1.30	20
K82LH1TRAW	Entire Unit	3.90	4.50	4.70	4.90	75.5
	Back	1.60	1.80	1.90	2.00	30.5
	Seat	2.10	2.40	2.50	2.60	38.2
	Arm	1.00	1.20	1.20	1.30	20
K82LH1TRLLS	Entire Unit	3.00	3.50	3.60	3.80	57
	Back	1.60	1.80	1.90	2.00	30.5
	Seat	2.10	2.40	2.50	2.60	38.2
K82LH1TRWS	Entire Unit	3.00	3.50	3.60	3.80	57
	Back	1.60	1.80	1.90	2.00	30.5
	Seat	2.10	2.40	2.50	2.60	38.2
K82LH2	Entire Unit	5.80	6.70	7.00	7.30	112.4
	Back	3.10	3.60	3.70	3.90	60.4
	Seat	2.80	3.20	3.40	3.50	53.2
K82LH22LAP	Entire Unit	6.70	7.70	8.00	8.40	130.9
	Back	3.10	3.60	3.70	3.90	60.4
	Seat	2.80	3.20	3.40	3.50	53.2
	Arm	1.00	1.20	1.20	1.30	20
K82LH22LAP2RAP	Entire Unit	7.50	8.60	9.00	9.40	145.9
	Back	3.10	3.60	3.70	3.90	60.4
	Seat	2.80	3.20	3.40	3.50	53.2
	Arm	1.80	2.10	2.20	2.30	34
K82LH22LAS	Entire Unit	6.70	7.70	8.00	8.40	130.9
	Back	3.10	3.60	3.70	3.90	60.4
	Seat	2.80	3.20	3.40	3.50	53.2
	Arm	1.00	1.20	1.20	1.30	20

COM YARDAGE REQUIREMENTS

COM YARDAGE REQUIREMENTS (54" WIDTH – CUT UP THE ROLL)

MODEL	RAILROADED Contact customer service 800-634-9510 for ydg requirements	NON DIRECTIONAL OR SOLID	1"-4" REPEAT	5"-11" REPEAT	12"-18" REPEAT	COL SQUARE FEET
			4" VERTICAL X 4" HORIZONTAL	11" VERTICAL X 11" HORIZONTAL	18" VERTICAL X 18" HORIZONTAL	
K82LH22LAS2RAS	Entire Unit	7.50	8.60	9.00	9.40	145.9
	Back	3.10	3.60	3.70	3.90	60.4
	Seat	2.80	3.20	3.40	3.50	53.2
	Arm	1.80	2.10	2.20	2.30	34
K82LH22LASTRAS	Entire Unit	7.50	8.60	9.00	9.40	145.9
	Back	3.10	3.60	3.70	3.90	60.4
	Seat	2.80	3.20	3.40	3.50	53.2
	Arm	1.90	2.20	2.30	2.40	38
K82LH22LAT	Entire Unit	6.70	7.70	8.00	8.40	130.9
	Back	3.10	3.60	3.70	3.90	60.4
	Seat	2.80	3.20	3.40	3.50	53.2
	Arm	1.00	1.20	1.20	1.30	20
K82LH22LAT2RAT	Entire Unit	7.50	8.60	9.00	9.40	145.9
	Back	3.10	3.60	3.70	3.90	60.4
	Seat	2.80	3.20	3.40	3.50	53.2
	Arm	1.80	2.10	2.20	2.30	34
K82LH22LAT2RTT	Entire Unit	7.50	8.60	9.00	9.40	145.9
	Back	3.10	3.60	3.70	3.90	60.4
	Seat	2.80	3.20	3.40	3.50	53.2
	Arm	1.80	2.10	2.20	2.30	34
K82LH22LATTRAT	Entire Unit	7.50	8.60	9.00	9.40	145.9
	Back	3.10	3.60	3.70	3.90	60.4
	Seat	2.80	3.20	3.40	3.50	53.2
	Arm	1.90	2.20	2.30	2.40	38
K82LH22LAU	Entire Unit	6.70	7.70	8.00	8.40	130.9
	Back	3.10	3.60	3.70	3.90	60.4
	Seat	2.80	3.20	3.40	3.50	53.2
	Arm	1.00	1.20	1.20	1.30	20
K82LH22LAU2RAU	Entire Unit	7.60	8.70	9.10	9.50	148.4
	Back	3.10	3.60	3.70	3.90	60.4
	Seat	2.80	3.20	3.40	3.50	53.2
	Arm	1.90	2.20	2.30	2.40	36
K82LH22LAU2RTL	Entire Unit	7.60	8.70	9.10	9.50	148.4
	Back	3.10	3.60	3.70	3.90	60.4
	Seat	2.80	3.20	3.40	3.50	53.2
	Arm	1.90	2.20	2.30	2.40	36
K82LH22LAU2RTT	Entire Unit	7.60	8.70	9.10	9.50	148.4
	Back	3.10	3.60	3.70	3.90	60.4
	Seat	2.80	3.20	3.40	3.50	53.2
	Arm	1.90	2.20	2.30	2.40	36
K82LH22LAU2RTW	Entire Unit	7.60	8.70	9.10	9.50	148.4
	Back	3.10	3.60	3.70	3.90	60.4
	Seat	2.80	3.20	3.40	3.50	53.2
	Arm	1.90	2.20	2.30	2.40	36
K82LH22LAUTRAU	Entire Unit	7.60	8.70	9.10	9.50	148.4
	Back	3.10	3.60	3.70	3.90	60.4
	Seat	2.80	3.20	3.40	3.50	53.2
	Arm	1.90	2.20	2.30	2.40	38
K82LH22LAW	Entire Unit	6.70	7.70	8.00	8.40	130.9
	Back	3.10	3.60	3.70	3.90	60.4
	Seat	2.80	3.20	3.40	3.50	53.2
	Arm	1.00	1.20	1.20	1.30	20
K82LH22LAW2RAW	Entire Unit	7.50	8.60	9.00	9.40	145.9
	Back	3.10	3.60	3.70	3.90	60.4
	Seat	2.80	3.20	3.40	3.50	53.2
	Arm	1.80	2.10	2.20	2.30	34
K82LH22LAW2RTW	Entire Unit	7.50	8.60	9.00	9.40	145.9
	Back	3.10	3.60	3.70	3.90	60.4
	Seat	2.80	3.20	3.40	3.50	53.2
	Arm	1.80	2.10	2.20	2.30	34

COM YARDAGE REQUIREMENTS

COM YARDAGE REQUIREMENTS (54" WIDTH – CUT UP THE ROLL)

MODEL	RAILROADED Contact customer service 800-634-9510 for ydg requirements	NON DIRECTIONAL OR SOLID	1"-4" REPEAT	5"-11" REPEAT	12"-18" REPEAT	COL SQUARE FEET
			4" VERTICAL X 4" HORIZONTAL	11" VERTICAL X 11" HORIZONTAL	18" VERTICAL X 18" HORIZONTAL	
K82LH22LAWTRAW	Entire Unit	7.50	8.60	9.00	9.40	145.9
	Back	3.10	3.60	3.70	3.90	60.4
	Seat	2.80	3.20	3.40	3.50	53.2
	Arm	1.90	2.20	2.30	2.40	38
K82LH22LTL	Entire Unit	6.70	7.70	8.00	8.40	130.9
	Back	3.10	3.60	3.70	3.90	60.4
	Seat	2.80	3.20	3.40	3.50	53.2
	Arm	1.00	1.20	1.20	1.30	20
K82LH22LTL2RAU	Entire Unit	6.70	7.70	8.00	8.40	130.9
	Back	3.10	3.60	3.70	3.90	60.4
	Seat	2.80	3.20	3.40	3.50	53.2
	Arm	1.00	1.20	1.20	1.30	20
K82LH22LTT	Entire Unit	6.70	7.70	8.00	8.40	130.9
	Back	3.10	3.60	3.70	3.90	60.4
	Seat	2.80	3.20	3.40	3.50	53.2
	Arm	1.00	1.20	1.20	1.30	20
K82LH22LTT2RAT	Entire Unit	7.50	8.60	9.00	9.40	145.9
	Back	3.10	3.60	3.70	3.90	60.4
	Seat	2.80	3.20	3.40	3.50	53.2
	Arm	1.80	2.10	2.20	2.30	34
K82LH22LTT2RAU	Entire Unit	7.60	8.70	9.10	9.50	148.4
	Back	3.10	3.60	3.70	3.90	60.4
	Seat	2.80	3.20	3.40	3.50	53.2
	Arm	1.90	2.20	2.30	2.40	36
K82LH22LTW	Entire Unit	6.70	7.70	8.00	8.40	130.9
	Back	3.10	3.60	3.70	3.90	60.4
	Seat	2.80	3.20	3.40	3.50	53.2
	Arm	1.00	1.20	1.20	1.30	20
K82LH22LTW2RAU	Entire Unit	7.60	8.70	9.10	9.50	148.4
	Back	3.10	3.60	3.70	3.90	60.4
	Seat	2.80	3.20	3.40	3.50	53.2
	Arm	1.90	2.20	2.30	2.40	36
K82LH22LTW2RAW	Entire Unit	7.50	8.60	9.00	9.40	145.9
	Back	3.10	3.60	3.70	3.90	60.4
	Seat	2.80	3.20	3.40	3.50	53.2
	Arm	1.80	2.10	2.20	2.30	34
K82LH22RAP	Entire Unit	6.70	7.70	8.00	8.40	130.9
	Back	3.10	3.60	3.70	3.90	60.4
	Seat	2.80	3.20	3.40	3.50	53.2
	Arm	1.00	1.20	1.20	1.30	20
K82LH22RAS	Entire Unit	6.70	7.70	8.00	8.40	130.9
	Back	3.10	3.60	3.70	3.90	60.4
	Seat	2.80	3.20	3.40	3.50	53.2
	Arm	1.00	1.20	1.20	1.30	20
K82LH22RAT	Entire Unit	6.70	7.70	8.00	8.40	130.9
	Back	3.10	3.60	3.70	3.90	60.4
	Seat	2.80	3.20	3.40	3.50	53.2
	Arm	1.00	1.20	1.20	1.30	20
K82LH22RAU	Entire Unit	6.70	7.70	8.00	8.40	130.9
	Back	3.10	3.60	3.70	3.90	60.4
	Seat	2.80	3.20	3.40	3.50	53.2
	Arm	1.00	1.20	1.20	1.30	20
K82LH22RAW	Entire Unit	6.70	7.70	8.00	8.40	130.9
	Back	3.10	3.60	3.70	3.90	60.4
	Seat	2.80	3.20	3.40	3.50	53.2
	Arm	1.00	1.20	1.20	1.30	20
K82LH22RTL	Entire Unit	6.70	7.70	8.00	8.40	130.9
	Back	3.10	3.60	3.70	3.90	60.4
	Seat	2.80	3.20	3.40	3.50	53.2
	Arm	1.00	1.20	1.20	1.30	20

COM YARDAGE REQUIREMENTS

COM YARDAGE REQUIREMENTS (54" WIDTH – CUT UP THE ROLL)

MODEL	RAILROADED Contact customer service 800-634-9510 for ydg requirements	NON DIRECTIONAL OR SOLID	1"-4" REPEAT	5"-11" REPEAT	12"-18" REPEAT	COL SQUARE FEET
			4" VERTICAL X 4" HORIZONTAL	11" VERTICAL X 11" HORIZONTAL	18" VERTICAL X 18" HORIZONTAL	
K82LH22RTT	Entire Unit	6.70	7.70	8.00	8.40	130.9
	Back	3.10	3.60	3.70	3.90	60.4
	Seat	2.80	3.20	3.40	3.50	53.2
	Arm	1.00	1.20	1.20	1.30	20
K82LH22RTW	Entire Unit	6.70	7.70	8.00	8.40	130.9
	Back	3.10	3.60	3.70	3.90	60.4
	Seat	2.80	3.20	3.40	3.50	53.2
	Arm	1.00	1.20	1.20	1.30	20
K82LH28LAS	Entire Unit	6.70	7.70	8.00	8.40	130.9
	Back	3.10	3.60	3.70	3.90	60.4
	Seat	2.80	3.20	3.40	3.50	53.2
	Arm	1.00	1.20	1.20	1.30	20
K82LH28LAS8RAS	Entire Unit	7.50	8.60	9.00	9.40	145.9
	Back	3.10	3.60	3.70	3.90	60.4
	Seat	2.80	3.20	3.40	3.50	53.2
	Arm	1.80	2.10	2.20	2.30	36
K82LH28LASTRAS	Entire Unit	7.50	8.60	9.00	9.40	145.9
	Back	3.10	3.60	3.70	3.90	60.4
	Seat	2.80	3.20	3.40	3.50	53.2
	Arm	1.80	2.10	2.20	2.30	36
K82LH28LAT	Entire Unit	6.70	7.70	8.00	8.40	130.9
	Back	3.10	3.60	3.70	3.90	60.4
	Seat	2.80	3.20	3.40	3.50	53.2
	Arm	1.00	1.20	1.20	1.30	20
K82LH28LAT8RAT	Entire Unit	7.50	8.60	9.00	9.40	145.9
	Back	3.10	3.60	3.70	3.90	60.4
	Seat	2.80	3.20	3.40	3.50	53.2
	Arm	1.80	2.10	2.20	2.30	36
K82LH28LAT8RTT	Entire Unit	7.60	8.70	9.10	9.50	148.4
	Back	3.10	3.60	3.70	3.90	60.4
	Seat	2.80	3.20	3.40	3.50	53.2
	Arm	1.80	2.10	2.20	2.30	36
K82LH28LATTRAT	Entire Unit	7.50	8.60	9.00	9.40	145.9
	Back	3.10	3.60	3.70	3.90	60.4
	Seat	2.80	3.20	3.40	3.50	53.2
	Arm	1.80	2.10	2.20	2.30	36
K82LH28LAU	Entire Unit	6.70	7.70	8.00	8.40	130.9
	Back	3.10	3.60	3.70	3.90	60.4
	Seat	2.80	3.20	3.40	3.50	53.2
	Arm	1.00	1.20	1.20	1.30	20
K82LH28LAU8RAU	Entire Unit	7.60	8.70	9.10	9.50	148.4
	Back	3.10	3.60	3.70	3.90	60.4
	Seat	2.80	3.20	3.40	3.50	53.2
	Arm	1.90	2.20	2.30	2.40	36
K82LH28LAU8RTL	Entire Unit	7.60	8.70	9.10	9.50	148.4
	Back	3.10	3.60	3.70	3.90	60.4
	Seat	2.80	3.20	3.40	3.50	53.2
	Arm	1.90	2.20	2.30	2.40	36
K82LH28LAU8RTT	Entire Unit	7.60	8.70	9.10	9.50	148.4
	Back	3.10	3.60	3.70	3.90	60.4
	Seat	2.80	3.20	3.40	3.50	53.2
	Arm	1.90	2.20	2.30	2.40	36
K82LH28LAU8RTW	Entire Unit	7.60	8.70	9.10	9.50	148.4
	Back	3.10	3.60	3.70	3.90	60.4
	Seat	2.80	3.20	3.40	3.50	53.2
	Arm	1.90	2.20	2.30	2.40	36
K82LH28LAUTRAU	Entire Unit	7.60	8.70	9.10	9.50	148.4
	Back	3.10	3.60	3.70	3.90	60.4
	Seat	2.80	3.20	3.40	3.50	53.2
	Arm	1.90	2.20	2.30	2.40	36

COM YARDAGE REQUIREMENTS

COM YARDAGE REQUIREMENTS (54" WIDTH – CUT UP THE ROLL)

MODEL	RAILROADED Contact customer service 800-634-9510 for ydg requirements	NON DIRECTIONAL OR SOLID	1"-4" REPEAT	5"-11" REPEAT	12"-18" REPEAT	COL SQUARE FEET
			4" VERTICAL X 4" HORIZONTAL	11" VERTICAL X 11" HORIZONTAL	18" VERTICAL X 18" HORIZONTAL	
K82LH28LAW	Entire Unit	6.70	7.70	8.00	8.40	130.9
	Back	3.10	3.60	3.70	3.90	60.4
	Seat	2.80	3.20	3.40	3.50	53.2
	Arm	1.00	1.20	1.20	1.30	20
K82LH28LAW8RAW	Entire Unit	7.50	8.60	9.00	9.40	145.9
	Back	3.10	3.60	3.70	3.90	60.4
	Seat	2.80	3.20	3.40	3.50	53.2
	Arm	1.80	2.10	2.20	2.30	36
K82LH28LAW8RTW	Entire Unit	7.60	8.70	9.10	9.50	148.4
	Back	3.10	3.60	3.70	3.90	60.4
	Seat	2.80	3.20	3.40	3.50	53.2
	Arm	1.80	2.10	2.20	2.30	36
K82LH28LAWTRAW	Entire Unit	7.50	8.60	9.00	9.40	145.9
	Back	3.10	3.60	3.70	3.90	60.4
	Seat	2.80	3.20	3.40	3.50	53.2
	Arm	1.80	2.10	2.20	2.30	36
K82LH28LTL	Entire Unit	6.70	7.70	8.00	8.40	130.9
	Back	3.10	3.60	3.70	3.90	60.4
	Seat	2.80	3.20	3.40	3.50	53.2
	Arm	1.00	1.20	1.20	1.30	20
K82LH28LTL8RAU	Entire Unit	7.60	8.70	9.10	9.50	148.4
	Back	3.10	3.60	3.70	3.90	60.4
	Seat	2.80	3.20	3.40	3.50	53.2
	Arm	1.90	2.20	2.30	2.40	36
K82LH28LTL8RTL	Entire Unit	7.60	8.70	9.10	9.50	148.4
	Back	3.10	3.60	3.70	3.90	60.4
	Seat	2.80	3.20	3.40	3.50	53.2
	Arm	1.90	2.20	2.30	2.40	36
K82LH28LTT	Entire Unit	6.70	7.70	8.00	8.40	130.9
	Back	3.10	3.60	3.70	3.90	60.4
	Seat	2.80	3.20	3.40	3.50	53.2
	Arm	1.00	1.20	1.20	1.30	20
K82LH28LTT8RAT	Entire Unit	7.60	8.70	9.10	9.50	148.4
	Back	3.10	3.60	3.70	3.90	60.4
	Seat	2.80	3.20	3.40	3.50	53.2
	Arm	1.80	2.10	2.20	2.30	36
K82LH28LTT8RAU	Entire Unit	7.60	8.70	9.10	9.50	148.4
	Back	3.10	3.60	3.70	3.90	60.4
	Seat	2.80	3.20	3.40	3.50	53.2
	Arm	1.90	2.20	2.30	2.40	36
K82LH28LTT8RTT	Entire Unit	7.60	8.70	9.10	9.50	148.4
	Back	3.10	3.60	3.70	3.90	60.4
	Seat	2.80	3.20	3.40	3.50	53.2
	Arm	1.90	2.20	2.30	2.40	36
K82LH28LTTW	Entire Unit	6.70	7.70	8.00	8.40	130.9
	Back	3.10	3.60	3.70	3.90	60.4
	Seat	2.80	3.20	3.40	3.50	53.2
	Arm	1.00	1.20	1.20	1.30	20
K82LH28LTTW8RAU	Entire Unit	7.60	8.70	9.10	9.50	148.4
	Back	3.10	3.60	3.70	3.90	60.4
	Seat	2.80	3.20	3.40	3.50	53.2
	Arm	1.90	2.20	2.30	2.40	36
K82LH28LTTW8RAW	Entire Unit	7.60	8.70	9.10	9.50	148.4
	Back	3.10	3.60	3.70	3.90	60.4
	Seat	2.80	3.20	3.40	3.50	53.2
	Arm	1.80	2.10	2.20	2.30	36
K82LH28LTTW8RTW	Entire Unit	7.60	8.70	9.10	9.50	148.4
	Back	3.10	3.60	3.70	3.90	60.4
	Seat	2.80	3.20	3.40	3.50	53.2
	Arm	1.90	2.20	2.30	2.40	36

COM YARDAGE REQUIREMENTS

COM YARDAGE REQUIREMENTS (54" WIDTH – CUT UP THE ROLL)

MODEL	RAILROADED Contact customer service 800-634-9510 for ydg requirements	NON DIRECTIONAL OR SOLID	1"-4" REPEAT	5"-11" REPEAT	12"-18" REPEAT	COL SQUARE FEET
			4" VERTICAL X 4" HORIZONTAL	11" VERTICAL X 11" HORIZONTAL	18" VERTICAL X 18" HORIZONTAL	
K82LH28RAS	Entire Unit	6.70	7.70	8.00	8.40	130.9
	Back	3.10	3.60	3.70	3.90	60.4
	Seat	2.80	3.20	3.40	3.50	53.2
	Arm	1.00	1.20	1.20	1.30	20
K82LH28RAT	Entire Unit	6.70	7.70	8.00	8.40	130.9
	Back	3.10	3.60	3.70	3.90	60.4
	Seat	2.80	3.20	3.40	3.50	53.2
	Arm	1.00	1.20	1.20	1.30	20
K82LH28RAU	Entire Unit	6.70	7.70	8.00	8.40	130.9
	Back	3.10	3.60	3.70	3.90	60.4
	Seat	2.80	3.20	3.40	3.50	53.2
	Arm	1.00	1.20	1.20	1.30	20
K82LH28RAW	Entire Unit	6.70	7.70	8.00	8.40	130.9
	Back	3.10	3.60	3.70	3.90	60.4
	Seat	2.80	3.20	3.40	3.50	53.2
	Arm	1.00	1.20	1.20	1.30	20
K82LH28RTL	Entire Unit	6.70	7.70	8.00	8.40	130.9
	Back	3.10	3.60	3.70	3.90	60.4
	Seat	2.80	3.20	3.40	3.50	53.2
	Arm	1.00	1.20	1.20	1.30	20
K82LH28RTT	Entire Unit	6.70	7.70	8.00	8.40	130.9
	Back	3.10	3.60	3.70	3.90	60.4
	Seat	2.80	3.20	3.40	3.50	53.2
	Arm	1.00	1.20	1.20	1.30	20
K82LH28RTW	Entire Unit	6.70	7.70	8.00	8.40	130.9
	Back	3.10	3.60	3.70	3.90	60.4
	Seat	2.80	3.20	3.40	3.50	53.2
	Arm	1.00	1.20	1.20	1.30	20
K82LH2TLAS	Entire Unit	6.70	7.70	8.00	8.40	130.9
	Back	3.10	3.60	3.70	3.90	60.4
	Seat	2.80	3.20	3.40	3.50	53.2
	Arm	1.00	1.20	1.20	1.30	20
K82LH2TLAS2RAS	Entire Unit	7.50	8.60	9.00	9.40	145.9
	Back	3.10	3.60	3.70	3.90	60.4
	Seat	2.80	3.20	3.40	3.50	53.2
	Arm	1.90	2.20	2.30	2.40	38
K82LH2TLAS8RAS	Entire Unit	7.50	8.60	9.00	9.40	145.9
	Back	3.10	3.60	3.70	3.90	60.4
	Seat	2.80	3.20	3.40	3.50	53.2
	Arm	1.80	2.10	2.20	2.30	36
K82LH2TLASTRAS	Entire Unit	7.60	8.70	9.10	9.50	148.4
	Back	3.10	3.60	3.70	3.90	60.4
	Seat	2.80	3.20	3.40	3.50	53.2
	Arm	1.90	2.20	2.30	2.40	36
K82LH2TLAT	Entire Unit	6.70	7.70	8.00	8.40	130.9
	Back	3.10	3.60	3.70	3.90	60.4
	Seat	2.80	3.20	3.40	3.50	53.2
	Arm	1.00	1.20	1.20	1.30	20
K82LH2TLAT2RAT	Entire Unit	7.50	8.60	9.00	9.40	145.9
	Back	3.10	3.60	3.70	3.90	60.4
	Seat	2.80	3.20	3.40	3.50	53.2
	Arm	1.90	2.20	2.30	2.40	38
K82LH2TLAT8RAT	Entire Unit	7.50	8.60	9.00	9.40	145.9
	Back	3.10	3.60	3.70	3.90	60.4
	Seat	2.80	3.20	3.40	3.50	53.2
	Arm	1.90	2.20	2.30	2.40	38
K82LH2TLATTRAT	Entire Unit	7.60	8.70	9.10	9.50	148.4
	Back	3.10	3.60	3.70	3.90	60.4
	Seat	2.80	3.20	3.40	3.50	53.2
	Arm	1.90	2.20	2.30	2.40	36

COM YARDAGE REQUIREMENTS

COM YARDAGE REQUIREMENTS (54" WIDTH – CUT UP THE ROLL)

MODEL	RAILROADED Contact customer service 800-634-9510 for ydg requirements	NON DIRECTIONAL OR SOLID	1"-4" REPEAT	5"-11" REPEAT	12"-18" REPEAT	COL SQUARE FEET
			4" VERTICAL X 4" HORIZONTAL	11" VERTICAL X 11" HORIZONTAL	18" VERTICAL X 18" HORIZONTAL	
K82LH2TLAU	Entire Unit	6.70	7.70	8.00	8.40	130.9
	Back	3.10	3.60	3.70	3.90	60.4
	Seat	2.80	3.20	3.40	3.50	53.2
	Arm	1.00	1.20	1.20	1.30	20
K82LH2TLAU2RAU	Entire Unit	7.60	8.70	9.10	9.50	148.4
	Back	3.10	3.60	3.70	3.90	60.4
	Seat	2.80	3.20	3.40	3.50	53.2
	Arm	1.90	2.20	2.30	2.40	38
K82LH2TLAU8RAU	Entire Unit	7.60	8.70	9.10	9.50	148.4
	Back	3.10	3.60	3.70	3.90	60.4
	Seat	2.80	3.20	3.40	3.50	53.2
	Arm	1.90	2.20	2.30	2.40	36
K82LH2TLAU8TRAU	Entire Unit	7.60	8.70	9.10	9.50	148.4
	Back	3.10	3.60	3.70	3.90	60.4
	Seat	2.80	3.20	3.40	3.50	53.2
	Arm	1.90	2.20	2.30	2.40	36
K82LH2TLAW	Entire Unit	6.70	7.70	8.00	8.40	130.9
	Back	3.10	3.60	3.70	3.90	60.4
	Seat	2.80	3.20	3.40	3.50	53.2
	Arm	1.00	1.20	1.20	1.30	20
K82LH2TLAW2RAW	Entire Unit	7.50	8.60	9.00	9.40	145.9
	Back	3.10	3.60	3.70	3.90	60.4
	Seat	2.80	3.20	3.40	3.50	53.2
	Arm	1.90	2.20	2.30	2.40	38
K82LH2TLAW8RAW	Entire Unit	7.50	8.60	9.00	9.40	145.9
	Back	3.10	3.60	3.70	3.90	60.4
	Seat	2.80	3.20	3.40	3.50	53.2
	Arm	1.80	2.10	2.20	2.30	36
K82LH2TLAW8TRAU	Entire Unit	7.60	8.70	9.10	9.50	148.4
	Back	3.10	3.60	3.70	3.90	60.4
	Seat	2.80	3.20	3.40	3.50	53.2
	Arm	1.90	2.20	2.30	2.40	36
K82LH2TRAS	Entire Unit	6.70	7.70	8.00	8.40	130.9
	Back	3.10	3.60	3.70	3.90	60.4
	Seat	2.80	3.20	3.40	3.50	53.2
	Arm	1.00	1.20	1.20	1.30	20
K82LH2TRAT	Entire Unit	6.70	7.70	8.00	8.40	130.9
	Back	3.10	3.60	3.70	3.90	60.4
	Seat	2.80	3.20	3.40	3.50	53.2
	Arm	1.00	1.20	1.20	1.30	20
K82LH2TRAU	Entire Unit	6.70	7.70	8.00	8.40	130.9
	Back	3.10	3.60	3.70	3.90	60.4
	Seat	2.80	3.20	3.40	3.50	53.2
	Arm	1.00	1.20	1.20	1.30	20
K82LH2TRAW	Entire Unit	6.70	7.70	8.00	8.40	130.9
	Back	3.10	3.60	3.70	3.90	60.4
	Seat	2.80	3.20	3.40	3.50	53.2
	Arm	1.00	1.20	1.20	1.30	20
K82LH3	Entire Unit	8.70	10.00	10.40	10.90	168.3
	Back	4.50	5.20	5.40	5.60	89.7
	Seat	4.20	4.80	5.00	5.30	79.2
K82LH32LAP	Entire Unit	9.60	11.00	11.50	12.00	186.8
	Back	4.50	5.20	5.40	5.60	89.7
	Seat	4.20	4.80	5.00	5.30	79.2
	Arm	1.00	1.20	1.20	1.30	20
K82LH32LAP2RAP	Entire Unit	10.50	12.10	12.60	13.10	204.3
	Back	4.50	5.20	5.40	5.60	89.7
	Seat	4.20	4.80	5.00	5.30	79.2
	Arm	1.80	2.10	2.20	2.30	34

COM YARDAGE REQUIREMENTS

COM YARDAGE REQUIREMENTS (54" WIDTH – CUT UP THE ROLL)

MODEL	RAILROADED Contact customer service 800-634-9510 for ydg requirements	NON DIRECTIONAL OR SOLID	1"-4" REPEAT	5"-11" REPEAT	12"-18" REPEAT	COL SQUARE FEET
			4" VERTICAL X 4" HORIZONTAL	11" VERTICAL X 11" HORIZONTAL	18" VERTICAL X 18" HORIZONTAL	
K82LH32LAS	Entire Unit	9.60	11.00	11.50	12.00	186.8
	Back	4.50	5.20	5.40	5.60	89.7
	Seat	4.20	4.80	5.00	5.30	79.2
	Arm	1.00	1.20	1.20	1.30	20
K82LH32LAS2RAS	Entire Unit	10.50	12.10	12.60	13.10	204.3
	Back	4.50	5.20	5.40	5.60	89.7
	Seat	4.20	4.80	5.00	5.30	79.2
	Arm	1.80	2.10	2.20	2.30	34
K82LH32LASTRAS	Entire Unit	10.40	12.00	12.50	13.00	202.3
	Back	4.50	5.20	5.40	5.60	89.7
	Seat	4.20	4.80	5.00	5.30	79.2
	Arm	1.90	2.20	2.30	2.40	38
K82LH32LAT	Entire Unit	9.60	11.00	11.50	12.00	186.8
	Back	4.50	5.20	5.40	5.60	89.7
	Seat	4.20	4.80	5.00	5.30	79.2
	Arm	1.00	1.20	1.20	1.30	20
K82LH32LAT2RAT	Entire Unit	10.50	12.10	12.60	13.10	204.3
	Back	4.50	5.20	5.40	5.60	89.7
	Seat	4.20	4.80	5.00	5.30	79.2
	Arm	1.80	2.10	2.20	2.30	34
K82LH32LAT2RTT	Entire Unit	10.40	12.00	12.50	13.00	202.3
	Back	4.50	5.20	5.40	5.60	89.7
	Seat	4.20	4.80	5.00	5.30	79.2
	Arm	1.80	2.10	2.20	2.30	34
K82LH32LATTRAT	Entire Unit	10.40	12.00	12.50	13.00	202.3
	Back	4.50	5.20	5.40	5.60	89.7
	Seat	4.20	4.80	5.00	5.30	79.2
	Arm	1.90	2.20	2.30	2.40	38
K82LH32LAU	Entire Unit	9.60	11.00	11.50	12.00	186.8
	Back	4.50	5.20	5.40	5.60	89.7
	Seat	4.20	4.80	5.00	5.30	79.2
	Arm	1.00	1.20	1.20	1.30	20
K82LH32LAU2RAU	Entire Unit	10.50	12.10	12.60	13.10	204.3
	Back	4.50	5.20	5.40	5.60	89.7
	Seat	4.00	4.60	4.80	5.00	79.2
	Arm	1.90	2.20	2.30	2.40	36
K82LH32LAU2RTL	Entire Unit	10.30	11.80	12.40	12.90	204.3
	Back	4.50	5.20	5.40	5.60	89.7
	Seat	4.00	4.60	4.80	5.00	79.2
	Arm	1.90	2.20	2.30	2.40	36
K82LH32LAU2RTT	Entire Unit	10.30	11.80	12.40	12.90	204.3
	Back	4.50	5.20	5.40	5.60	89.7
	Seat	4.00	4.60	4.80	5.00	79.2
	Arm	1.90	2.20	2.30	2.40	36
K82LH32LAU2RTW	Entire Unit	10.50	12.10	12.60	13.10	204.3
	Back	4.50	5.20	5.40	5.60	89.7
	Seat	4.20	4.80	5.00	5.30	79.2
	Arm	1.90	2.20	2.30	2.40	36
K82LH32LAUTRAU	Entire Unit	10.50	12.10	12.60	13.10	204.3
	Back	4.50	5.20	5.40	5.60	89.7
	Seat	4.20	4.80	5.00	5.30	79.2
	Arm	1.90	2.20	2.30	2.40	38
K82LH32LAW	Entire Unit	5.20	6.00	6.20	6.50	98.8
	Back	4.50	5.20	5.40	5.60	89.7
	Seat	4.20	4.80	5.00	5.30	79.2
	Arm	1.80	2.10	2.20	2.30	34
K82LH32LAW2RAW	Entire Unit	10.50	12.10	12.60	13.10	204.3
	Back	4.50	5.20	5.40	5.60	89.7
	Seat	4.20	4.80	5.00	5.30	79.2
	Arm	1.80	2.10	2.20	2.30	34

COM YARDAGE REQUIREMENTS

COM YARDAGE REQUIREMENTS (54" WIDTH – CUT UP THE ROLL)

MODEL	RAILROADED Contact customer service 800-634-9510 for ydg requirements	NON DIRECTIONAL OR SOLID	1"-4" REPEAT	5"-11" REPEAT	12"-18" REPEAT	COL SQUARE FEET
			4" VERTICAL X 4" HORIZONTAL	11" VERTICAL X 11" HORIZONTAL	18" VERTICAL X 18" HORIZONTAL	
K82LH32LAW2RTW	Entire Unit	10.40	12.00	12.50	13.00	202.3
	Back	4.50	5.20	5.40	5.60	89.7
	Seat	4.20	4.80	5.00	5.30	79.2
	Arm	1.80	2.10	2.20	2.30	34
K82LH32LAWTRAW	Entire Unit	10.40	12.00	12.50	13.00	202.3
	Back	4.50	5.20	5.40	5.60	89.7
	Seat	4.20	4.80	5.00	5.30	79.2
	Arm	1.90	2.20	2.30	2.40	38
K82LH32LTL	Entire Unit	9.60	11.00	11.50	12.00	186.8
	Back	4.50	5.20	5.40	5.60	89.7
	Seat	4.20	4.80	5.00	5.30	79.2
	Arm	1.00	1.20	1.20	1.30	20
K82LH32LTL2RAU	Entire Unit	10.50	12.10	12.60	13.10	204.3
	Back	4.50	5.20	5.40	5.60	89.7
	Seat	4.20	4.80	5.00	5.30	79.2
	Arm	1.90	2.20	2.30	2.40	36
K82LH32LTT	Entire Unit	9.60	11.00	11.50	12.00	186.8
	Back	4.50	5.20	5.40	5.60	89.7
	Seat	4.20	4.80	5.00	5.30	79.2
	Arm	1.00	1.20	1.20	1.30	20
K82LH32LTT2RAT	Entire Unit	10.40	12.00	12.50	13.00	202.3
	Back	4.50	5.20	5.40	5.60	89.7
	Seat	4.20	4.80	5.00	5.30	79.2
	Arm	1.80	2.10	2.20	2.30	34
K82LH32LTT2RAU	Entire Unit	10.50	12.10	12.60	13.10	204.3
	Back	4.50	5.20	5.40	5.60	89.7
	Seat	4.20	4.80	5.00	5.30	79.2
	Arm	1.90	2.20	2.30	2.40	36
K82LH32LTW	Entire Unit	9.60	11.00	11.50	12.00	186.8
	Back	4.50	5.20	5.40	5.60	89.7
	Seat	4.20	4.80	5.00	5.30	79.2
	Arm	1.00	1.20	1.20	1.30	20
K82LH32LTW2RAU	Entire Unit	10.50	12.10	12.60	13.10	204.3
	Back	4.50	5.20	5.40	5.60	89.7
	Seat	4.20	4.80	5.00	5.30	79.2
	Arm	1.90	2.20	2.30	2.40	36
K82LH32LTW2RAW	Entire Unit	10.40	12.00	12.50	13.00	202.3
	Back	4.50	5.20	5.40	5.60	89.7
	Seat	4.20	4.80	5.00	5.30	79.2
	Arm	1.80	2.10	2.20	2.30	34
K82LH32RAP	Entire Unit	9.60	11.00	11.50	12.00	186.8
	Back	4.50	5.20	5.40	5.60	89.7
	Seat	4.20	4.80	5.00	5.30	79.2
	Arm	1.00	1.20	1.20	1.30	20
K82LH32RAS	Entire Unit	9.60	11.00	11.50	12.00	186.8
	Back	4.50	5.20	5.40	5.60	89.7
	Seat	4.20	4.80	5.00	5.30	79.2
	Arm	1.00	1.20	1.20	1.30	20
K82LH32RAT	Entire Unit	9.60	11.00	11.50	12.00	186.8
	Back	4.50	5.20	5.40	5.60	89.7
	Seat	4.20	4.80	5.00	5.30	79.2
	Arm	1.00	1.20	1.20	1.30	20
K82LH32RAU	Entire Unit	9.60	11.00	11.50	12.00	186.8
	Back	4.50	5.20	5.40	5.60	89.7
	Seat	4.20	4.80	5.00	5.30	79.2
	Arm	1.00	1.20	1.20	1.30	20
K82LH32RAW	Entire Unit	9.60	11.00	11.50	12.00	186.8
	Back	4.50	5.20	5.40	5.60	89.7
	Seat	4.20	4.80	5.00	5.30	79.2
	Arm	1.00	1.20	1.20	1.30	20

COM YARDAGE REQUIREMENTS

COM YARDAGE REQUIREMENTS (54" WIDTH – CUT UP THE ROLL)

MODEL	RAILROADED Contact customer service 800-634-9510 for ydg requirements	NON DIRECTIONAL OR SOLID	1"-4" REPEAT	5"-11" REPEAT	12"-18" REPEAT	COL SQUARE FEET
			4" VERTICAL X 4" HORIZONTAL	11" VERTICAL X 11" HORIZONTAL	18" VERTICAL X 18" HORIZONTAL	
K82LH32RTL	Entire Unit	9.60	11.00	11.50	12.00	186.8
	Back	4.50	5.20	5.40	5.60	89.7
	Seat	4.20	4.80	5.00	5.30	79.2
	Arm	1.00	1.20	1.20	1.30	20
K82LH32RTT	Entire Unit	9.60	11.00	11.50	12.00	186.8
	Back	4.50	5.20	5.40	5.60	89.7
	Seat	4.20	4.80	5.00	5.30	79.2
	Arm	1.00	1.20	1.20	1.30	20
K82LH32RTW	Entire Unit	9.60	11.00	11.50	12.00	186.8
	Back	4.50	5.20	5.40	5.60	89.7
	Seat	4.20	4.80	5.00	5.30	79.2
	Arm	1.00	1.20	1.20	1.30	20
K82LH38LAS	Entire Unit	9.60	11.00	11.50	12.00	186.8
	Back	4.50	5.20	5.40	5.60	89.7
	Seat	4.20	4.80	5.00	5.30	79.2
	Arm	1.00	1.20	1.20	1.30	20
K82LH38LAS8RAS	Entire Unit	10.40	12.00	12.50	13.00	202.3
	Back	4.50	5.20	5.40	5.60	89.7
	Seat	4.20	4.80	5.00	5.30	79.2
	Arm	1.80	2.10	2.20	2.30	36
K82LH38LASTRAS	Entire Unit	10.40	12.00	12.50	13.00	202.3
	Back	4.50	5.20	5.40	5.60	89.7
	Seat	4.20	4.80	5.00	5.30	79.2
	Arm	1.80	2.10	2.20	2.30	36
K82LH38LAT	Entire Unit	9.60	11.00	11.50	12.00	186.8
	Back	4.50	5.20	5.40	5.60	89.7
	Seat	4.20	4.80	5.00	5.30	79.2
	Arm	1.00	1.20	1.20	1.30	20
K82LH38LAT8RAT	Entire Unit	10.40	12.00	12.50	13.00	202.3
	Back	4.50	5.20	5.40	5.60	89.7
	Seat	4.20	4.80	5.00	5.30	79.2
	Arm	1.80	2.10	2.20	2.30	36
K82LH38LAT8RTT	Entire Unit	10.40	12.00	12.50	13.00	202.3
	Back	4.50	5.20	5.40	5.60	89.7
	Seat	4.20	4.80	5.00	5.30	79.2
	Arm	1.80	2.10	2.20	2.30	36
K82LH38LATTRAT	Entire Unit	10.40	12.00	12.50	13.00	202.3
	Back	4.50	5.20	5.40	5.60	89.7
	Seat	4.20	4.80	5.00	5.30	79.2
	Arm	1.80	2.10	2.20	2.30	36
K82LH38LAU	Entire Unit	9.60	11.00	11.50	12.00	186.8
	Back	4.50	5.20	5.40	5.60	89.7
	Seat	4.20	4.80	5.00	5.30	79.2
	Arm	1.00	1.20	1.20	1.30	20
K82LH38LAU8RAU	Entire Unit	10.50	12.10	12.60	13.10	204.3
	Back	4.50	5.20	5.40	5.60	89.7
	Seat	4.20	4.80	5.00	5.30	79.2
	Arm	1.90	2.20	2.30	2.40	36
K82LH38LAU8RTL	Entire Unit	10.50	12.10	12.60	13.10	204.3
	Back	4.50	5.20	5.40	5.60	89.7
	Seat	4.20	4.80	5.00	5.30	79.2
	Arm	1.90	2.20	2.30	2.40	36
K82LH38LAU8RTT	Entire Unit	10.50	12.10	12.60	13.10	204.3
	Back	4.50	5.20	5.40	5.60	89.7
	Seat	4.20	4.80	5.00	5.30	79.2
	Arm	1.90	2.20	2.30	2.40	36
K82LH38LAU8RTW	Entire Unit	10.50	12.10	12.60	13.10	204.3
	Back	4.50	5.20	5.40	5.60	89.7
	Seat	4.20	4.80	5.00	5.30	79.2
	Arm	1.90	2.20	2.30	2.40	36

COM YARDAGE REQUIREMENTS

COM YARDAGE REQUIREMENTS (54" WIDTH – CUT UP THE ROLL)

MODEL	RAILROADED Contact customer service 800-634-9510 for ydg requirements	NON DIRECTIONAL OR SOLID	1"-4" REPEAT	5"-11" REPEAT	12"-18" REPEAT	COL SQUARE FEET
			4" VERTICAL X 4" HORIZONTAL	11" VERTICAL X 11" HORIZONTAL	18" VERTICAL X 18" HORIZONTAL	
K82LH38LAUTRAU	Entire Unit	10.50	12.10	12.60	13.10	204.3
	Back	4.50	5.20	5.40	5.60	89.7
	Seat	4.20	4.80	5.00	5.30	79.2
	Arm	1.90	2.20	2.30	2.40	36
K82LH38LAW	Entire Unit	9.60	11.00	11.50	12.00	186.8
	Back	4.50	5.20	5.40	5.60	89.7
	Seat	4.20	4.80	5.00	5.30	79.2
	Arm	1.00	1.20	1.20	1.30	20
K82LH38LAW8RAW	Entire Unit	10.40	12.00	12.50	13.00	202.3
	Back	4.50	5.20	5.40	5.60	89.7
	Seat	4.20	4.80	5.00	5.30	79.2
	Arm	1.80	2.10	2.20	2.30	36
K82LH38LAW8RTW	Entire Unit	10.40	12.00	12.50	13.00	202.3
	Back	4.50	5.20	5.40	5.60	89.7
	Seat	4.20	4.80	5.00	5.30	79.2
	Arm	1.80	2.10	2.20	2.30	36
K82LH38LAWTRAW	Entire Unit	10.40	12.00	12.50	13.00	202.3
	Back	4.50	5.20	5.40	5.60	89.7
	Seat	4.20	4.80	5.00	5.30	79.2
	Arm	1.80	2.10	2.20	2.30	36
K82LH38LTL	Entire Unit	9.60	11.00	11.50	12.00	186.8
	Back	4.50	5.20	5.40	5.60	89.7
	Seat	4.20	4.80	5.00	5.30	79.2
	Arm	1.00	1.20	1.20	1.30	20
K82LH38LTL8RAU	Entire Unit	10.50	12.10	12.60	13.10	204.3
	Back	4.50	5.20	5.40	5.60	89.7
	Seat	4.20	4.80	5.00	5.30	79.2
	Arm	1.90	2.20	2.30	2.40	36
K82LH38LTL8RTL	Entire Unit	10.50	12.10	12.60	13.10	204.3
	Back	4.50	5.20	5.40	5.60	89.7
	Seat	4.20	4.80	5.00	5.30	79.2
	Arm	1.90	2.20	2.30	2.40	36
K82LH38LTT	Entire Unit	9.60	11.00	11.50	12.00	186.8
	Back	4.50	5.20	5.40	5.60	89.7
	Seat	4.20	4.80	5.00	5.30	79.2
	Arm	1.00	1.20	1.20	1.30	20
K82LH38LTT8RAT	Entire Unit	10.40	12.00	12.50	13.00	202.3
	Back	4.50	5.20	5.40	5.60	89.7
	Seat	4.20	4.80	5.00	5.30	79.2
	Arm	1.80	2.10	2.20	2.30	36
K82LH38LTT8RAU	Entire Unit	10.50	12.10	12.60	13.10	204.3
	Back	4.50	5.20	5.40	5.60	89.7
	Seat	4.20	4.80	5.00	5.30	79.2
	Arm	1.90	2.20	2.30	2.40	36
K82LH38LTT8RTT	Entire Unit	10.50	12.10	12.60	13.10	204.3
	Back	4.50	5.20	5.40	5.60	89.7
	Seat	4.20	4.80	5.00	5.30	79.2
	Arm	1.90	2.20	2.30	2.40	36
K82LH38LTTW	Entire Unit	9.60	11.00	11.50	12.00	186.8
	Back	4.50	5.20	5.40	5.60	89.7
	Seat	4.20	4.80	5.00	5.30	79.2
	Arm	1.00	1.20	1.20	1.30	20
K82LH38LTTW8RAU	Entire Unit	10.50	12.10	12.60	13.10	204.3
	Back	4.50	5.20	5.40	5.60	89.7
	Seat	4.20	4.80	5.00	5.30	79.2
	Arm	1.90	2.20	2.30	2.40	36
K82LH38LTTW8RAW	Entire Unit	10.40	12.00	12.50	13.00	202.3
	Back	4.50	5.20	5.40	5.60	89.7
	Seat	4.20	4.80	5.00	5.30	79.2
	Arm	1.80	2.10	2.20	2.30	36

COM YARDAGE REQUIREMENTS

COM YARDAGE REQUIREMENTS (54" WIDTH – CUT UP THE ROLL)

MODEL	RAILROADED Contact customer service 800-634-9510 for ydg requirements	NON DIRECTIONAL OR SOLID	1"-4" REPEAT	5"-11" REPEAT	12"-18" REPEAT	COL SQUARE FEET
			4" VERTICAL X 4" HORIZONTAL	11" VERTICAL X 11" HORIZONTAL	18" VERTICAL X 18" HORIZONTAL	
K82LH38LTW8RTW	Entire Unit	10.50	12.10	12.60	13.10	204.3
	Back	4.50	5.20	5.40	5.60	89.7
	Seat	4.20	4.80	5.00	5.30	79.2
	Arm	1.90	2.20	2.30	2.40	36
K82LH38RAS	Entire Unit	9.60	11.00	11.50	12.00	186.8
	Back	4.50	5.20	5.40	5.60	89.7
	Seat	4.20	4.80	5.00	5.30	79.2
	Arm	1.00	1.20	1.20	1.30	20
K82LH38RAT	Entire Unit	9.60	11.00	11.50	12.00	186.8
	Back	4.50	5.20	5.40	5.60	89.7
	Seat	4.20	4.80	5.00	5.30	79.2
	Arm	1.00	1.20	1.20	1.30	20
K82LH38RAU	Entire Unit	9.60	11.00	11.50	12.00	186.8
	Back	4.50	5.20	5.40	5.60	89.7
	Seat	4.20	4.80	5.00	5.30	79.2
	Arm	1.00	1.20	1.20	1.30	20
K82LH38RAW	Entire Unit	9.60	11.00	11.50	12.00	186.8
	Back	4.50	5.20	5.40	5.60	89.7
	Seat	4.20	4.80	5.00	5.30	79.2
	Arm	1.00	1.20	1.20	1.30	20
K82LH38RTL	Entire Unit	9.60	11.00	11.50	12.00	186.8
	Back	4.50	5.20	5.40	5.60	89.7
	Seat	4.20	4.80	5.00	5.30	79.2
	Arm	1.00	1.20	1.20	1.30	20
K82LH38RTT	Entire Unit	9.60	11.00	11.50	12.00	186.8
	Back	4.50	5.20	5.40	5.60	89.7
	Seat	4.20	4.80	5.00	5.30	79.2
	Arm	1.00	1.20	1.20	1.30	20
K82LH38RTW	Entire Unit	9.60	11.00	11.50	12.00	186.8
	Back	4.50	5.20	5.40	5.60	89.7
	Seat	4.20	4.80	5.00	5.30	79.2
	Arm	1.00	1.20	1.20	1.30	20
K82LH3TLAS	Entire Unit	9.60	11.00	11.50	12.00	186.8
	Back	4.50	5.20	5.40	5.60	89.7
	Seat	4.20	4.80	5.00	5.30	79.2
	Arm	1.00	1.20	1.20	1.30	20
K82LH3TLAS2RAS	Entire Unit	10.40	12.00	12.50	13.00	202.3
	Back	4.50	5.20	5.40	5.60	89.7
	Seat	4.20	4.80	5.00	5.30	79.2
	Arm	1.90	2.20	2.30	2.40	38
K82LH3TLAS8RAS	Entire Unit	10.40	12.00	12.50	13.00	202.3
	Back	4.50	5.20	5.40	5.60	89.7
	Seat	4.20	4.80	5.00	5.30	79.2
	Arm	1.80	2.10	2.20	2.30	36
K82LH3TLAS8RAS	Entire Unit	10.50	12.10	12.60	13.10	204.3
	Back	4.50	5.20	5.40	5.60	89.7
	Seat	4.20	4.80	5.00	5.30	79.2
	Arm	1.90	2.20	2.30	2.40	36
K82LH3TLAT	Entire Unit	9.60	11.00	11.50	12.00	186.8
	Back	4.50	5.20	5.40	5.60	89.7
	Seat	4.20	4.80	5.00	5.30	79.2
	Arm	1.00	1.20	1.20	1.30	20
K82LH3TLAT2RAT	Entire Unit	10.40	12.00	12.50	13.00	202.3
	Back	4.50	5.20	5.40	5.60	89.7
	Seat	4.20	4.80	5.00	5.30	79.2
	Arm	1.90	2.20	2.30	2.40	38
K82LH3TLAT8RAT	Entire Unit	10.40	12.00	12.50	13.00	202.3
	Back	4.50	5.20	5.40	5.60	89.7
	Seat	4.20	4.80	5.00	5.30	79.2
	Arm	1.80	2.10	2.20	2.30	36

COM YARDAGE REQUIREMENTS

COM YARDAGE REQUIREMENTS (54" WIDTH – CUT UP THE ROLL)

MODEL	RAILOADED Contact customer service 800-634-9510 for ydg requirements	NON DIRECTIONAL OR SOLID	1"-4" REPEAT	5"-11" REPEAT	12"-18" REPEAT	COL SQUARE FEET
			4" VERTICAL X 4" HORIZONTAL	11" VERTICAL X 11" HORIZONTAL	18" VERTICAL X 18" HORIZONTAL	
K82LH3TLATTRAT	Entire Unit	10.50	12.10	12.60	13.10	204.3
	Back	4.50	5.20	5.40	5.60	89.7
	Seat	4.20	4.80	5.00	5.30	79.2
	Arm	1.90	2.20	2.30	2.40	36
K82LH3TLAU	Entire Unit	9.60	11.00	11.50	12.00	186.8
	Back	4.50	5.20	5.40	5.60	89.7
	Seat	4.20	4.80	5.00	5.30	79.2
	Arm	1.00	1.20	1.20	1.30	20
K82LH3TLAU2RAU	Entire Unit	10.50	12.10	12.60	13.10	204.3
	Back	4.50	5.20	5.40	5.60	89.7
	Seat	4.20	4.80	5.00	5.30	79.2
	Arm	1.90	2.20	2.30	2.40	38
K82LH3TLAU8RAU	Entire Unit	10.50	12.10	12.60	13.10	204.3
	Back	4.50	5.20	5.40	5.60	89.7
	Seat	4.20	4.80	5.00	5.30	79.2
	Arm	1.90	2.20	2.30	2.40	36
K82LH3TLAU8TRAU	Entire Unit	10.50	12.10	12.60	13.10	204.3
	Back	4.50	5.20	5.40	5.60	89.7
	Seat	4.20	4.80	5.00	5.30	79.2
	Arm	1.90	2.20	2.30	2.40	36
K82LH3TLAW	Entire Unit	9.60	11.00	11.50	12.00	186.8
	Back	4.50	5.20	5.40	5.60	89.7
	Seat	4.20	4.80	5.00	5.30	79.2
	Arm	1.00	1.20	1.20	1.30	20
K82LH3TLAW2RAW	Entire Unit	10.40	12.00	12.50	13.00	202.3
	Back	4.50	5.20	5.40	5.60	89.7
	Seat	4.20	4.80	5.00	5.30	79.2
	Arm	1.90	2.20	2.30	2.40	38
K82LH3TLAW8RAW	Entire Unit	10.40	12.00	12.50	13.00	202.3
	Back	4.50	5.20	5.40	5.60	89.7
	Seat	4.20	4.80	5.00	5.30	79.2
	Arm	1.80	2.10	2.20	2.30	36
K82LH3TLAWTRAW	Entire Unit	10.50	12.10	12.60	13.10	204.3
	Back	4.50	5.20	5.40	5.60	89.7
	Seat	4.20	4.80	5.00	5.30	79.2
	Arm	1.90	2.20	2.30	2.40	36
K82LH3TRAS	Entire Unit	9.60	11.00	11.50	12.00	186.8
	Back	4.50	5.20	5.40	5.60	89.7
	Seat	4.20	4.80	5.00	5.30	79.2
	Arm	1.00	1.20	1.20	1.30	20
K82LH3TRAT	Entire Unit	9.60	11.00	11.50	12.00	186.8
	Back	4.50	5.20	5.40	5.60	89.7
	Seat	4.20	4.80	5.00	5.30	79.2
	Arm	1.00	1.20	1.20	1.30	20
K82LH3TRAU	Entire Unit	9.60	11.00	11.50	12.00	186.8
	Back	4.50	5.20	5.40	5.60	89.7
	Seat	4.20	4.80	5.00	5.30	79.2
	Arm	1.00	1.20	1.20	1.30	20
K82LH3TRAW	Entire Unit	9.60	11.00	11.50	12.00	186.8
	Back	4.50	5.20	5.40	5.60	89.7
	Seat	4.20	4.80	5.00	5.30	79.2
	Arm	1.00	1.20	1.20	1.30	20

