
Tessera

Product Specifications	346
Product Options	347
Grommet Location Options for Conference Tops	350
Product Pages	354

TESSERA PRODUCT SPECIFICATIONS

WORKSURFACE

- Veneer surfaces are 1 $\frac{3}{8}$ " plain sliced slipmatched cherry (Amber, Autumn, Cordovan, Judicial, Mocha, Truffle) or maple veneer (Brighton, Caramel, Honey, Natural), quarter cut walnut veneer (Almond, Portobello, Sable), or quarter cut oak veneer (Sonoma). All veneer component surfaces feature a 3mm wood rim
- Laminate surfaces are 1 $\frac{3}{8}$ " HPL (high pressure laminate)
- Rims are available in 3mm softened profile
- Grain direction runs left-to-right unless otherwise noted
- CSL not available

PEDESTAL RECESSED FAÇADE

- Flat profile in veneer or laminate that matches the chassis material
- Recessed façade is 1 $\frac{3}{8}$ " thick on top of pedestal

FINISH APPLICATION

- All Veneer surfaces feature a semi-open pore matte finish

CHASSIS CONSTRUCTION

- All joints are securely fastened by screws, L-brackets, dowels, and concealed fasteners to ensure maximum strength
- Adjustable leveling glides are standard on all casegoods
- Laminate height adjustable desks without wire manager have horizontal grain on outer shroud

CORD MANAGEMENT

- Round grommets and racetrack grommets are optional on worksurfaces
- Undersurface wire managers are available for additional cable management requirements
- Cords can be routed out the bottom side of the pedestal
- Leather strap can hold wires and attach to a leg in Florence colors Almond Biscotti, Terra, Mezza Luna, and Struzzo
- Leather sleeve with zipper in 3 heights: standard, bar, counter for housing cords in Florence colors Almond Biscotti, Terra, Mezza Luna and Struzzo

LEGS

- Tapered wood legs
- Contrasting leg option available in Designer White (405), Cinder (462), Platinum Metallic (501), and Satin Nickel Metallic (503) paint
- Conference table will have apron rail match leg paint color

BENCHES (STANDARD HEIGHT)

- Available in wood and laminate wood grain finishes, solid laminate colors
- Legs and apron rail will match and can be specified different from the top
- Upholstered options available
- 72" recommended to be used with 84" length table (1 per side)
- 60" recommended to be used with 72" length table (1 per side)
- 54" recommended to be used with 120" length table (1 per side)
- 48" recommended to be used with 108" length table (2 per side)
- 42" recommended to be used with 96" length table (2 per side)

DIMENSION KEY	
D	Depth
W	Width
H	Height
A	Overhang: Approach Side
KW	Kneespace Width

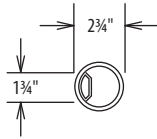
GROMMET OPTIONS—WORKSURFACE

If no grommet is desired, specify an X (No Grommet)

Round Grommet, Nylon Plastic

\$40 list for each grommet

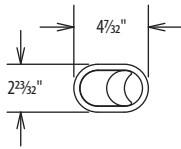
- G1L Left
- G1R Right
- G1LR Left & Right
- G1C Center
- G1A Left, Right & Center



Racetrack Grommet, Satin Nickel Metallic

\$45 list for each grommet

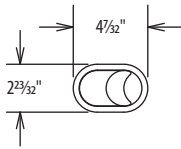
- G11SNL Left
- G11SNR Right
- G11SNLR Left & Right
- G11SNC Center
- G11SNA Left, Right & Center



Racetrack Grommet, Platinum Metallic

\$45 list for each grommet

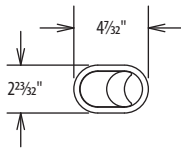
- G11PLL Left
- G11PLR Right
- G11PLLR Left & Right
- G11PLC Center
- G11PLA Left, Right & Center



Racetrack Grommet, Cinder

\$45 list for each grommet

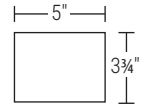
- G11MBL Left
- G11MBR Right
- G11MBLR Left & Right
- G11MBC Center
- G11MBA Left, Right & Center



Cutout Option for 1 Touch Pivoting Power Grommet

\$40 list upcharge per cutout location

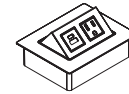
- CUT-G17L Left
- CUT-G17R Right
- CUT-G17LR Left & Right
- CUT-G17C Center
- CUT-G17A Left, Right & Center



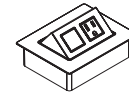
• Reference pages 289-292 for cutout locations of CUT-G17



NACG17AELPGB, NACG17AELPGS, and NACG17AELPGW (Sold Separately)



NACG17BELPGB, NACG17BELPGS, and NACG17BELPGW (Sold Separately)



NACG17CELPGB, NACG17CELPGS, and NACG17CELPGW (Sold Separately)

• Reference page 321 for pricing and details

TESSERA - CONFIGURATION OPTIONS

GROMMET OPTIONS – CONFERENCE

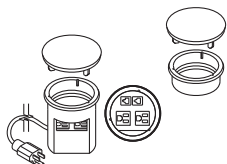
If no grommet is desired, specify an X (No Grommet)

Round Grommet Option, Black

\$100 list upcharge per grommet location


- G10C Center
- G10E End
- G10LR Left, Right
- G10A All
- G10CE Center, End

- Reference pages 283-286 for grommet locations



**NACG10EL
(Sold Separately)**

- NACG10EL electrical grommet is available as a substitute for G10 grommet, if desired
- Reference page 320 for pricing and details



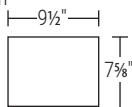
**NACG10AELPGB, NACG10AELPGW,
NACG10AELPGG, NACG10BELPGB,
NACG10BELPGW, and NACG10AELPGG
(Sold Separately)**

- NACG10A and NACG10B power/USB grommet is available as a substitute for G10 grommet, if desired
- Reference Electrical Addendum for pricing and details


Cutout Option for 1 Touch Double Pivoting Power Grommet

\$40 list upcharge per cutout location

- CUT-G15C Center
- CUT-G15E End
- CUT-G15LR Left, Right
- CUT-G15A All
- CUT-G15CE Center, End



- Reference page 351 for cutout locations of CUT-G15



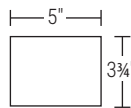
**NACG15AELPGS, NACG15AELPGB, and
NACG15AELPGW
(Sold Separately)**

- Reference page 320 for pricing and details

Cutout Option for 1 Touch Pivoting Power Grommet

\$40 list upcharge per cutout location

- CUT-G17C Center
- CUT-G17E End
- CUT-G17LR Left & Right
- CUT-G17A All
- CUT-G17CE Center, End




- Reference page 352 for cutout locations of CUT-G17



**NACG17AELPGB, NACG17AELPGS, and
NACG17AELPGW (Sold Separately)**



**NACG17BELPGB, NACG17BELPGS, and
NACG17BELPGW (Sold Separately)**



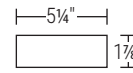
**NACG17CELPGB, NACG17CELPGS, and
NACG17CELPGW (Sold Separately)**

- Reference page 321 for pricing and details

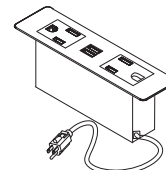
Cutout Option for G23 Power Grommet

\$40 list upcharge per cutout location

- CUT-G23C Center
- CUT-G23E End
- CUT-G23LR Left, Right
- CUT-G23A All
- CUT-G23CE Center, End



- Reference page 353 for cutout locations of CUT-G23



**NACG23ELB (Sold Separately)
NACG23ELS (Sold Separately)**

- Reference page 322 for pricing and details

**LEG FINISH/
PAINT OPTIONS**

- AC Autumn
- AD Almond
- CL Caramel
- CW Cordovan
- DW Judicial
- HN Honey
- IM Brighton
- MC Amber
- MH Mocha
- NM Natural
- PB Portobello
- SM Sonoma
- TF Truffle
- 792 Sable
- 405 Designer White
- 423 Concrete
- 462 Cinder
- 463 Iron
- 501 Platinum Metallic
- 503 Satin Nickel Metallic

**ADJUSTABLE HEIGHT
LEG PAINT**

- 462 Cinder
- 501 Platinum Metallic

WOOD FINISHES

- AC Autumn
- AD Almond
- CL Caramel
- CW Cordovan
- DW Judicial
- HN Honey
- IM Brighton
- MC Amber
- MH Mocha
- NM Natural
- PB Portobello
- SM Sonoma
- TF Truffle
- 792 Sable

LAMINATES

WOODGRAIN LAMINATE*

- AC2 Autumn 2
- AD Almond
- ADH Almond Horizontal
- BZ Brazilwood
- CI Chai
- CL Caramel
- CW Cordovan
- DW Judicial
- HN2 Honey 2
- IM Brighton
- KN Kona
- MC Amber
- MH Mocha
- NM Natural
- PB Portobello
- PBH Portobello Horizontal
- PC Porcini
- PT Portico
- PTH Portico Horizontal
- SK Skyline
- SKH Skyline Horizontal
- SM Sonoma
- SMH Sonoma Horizontal
- TF Truffle
- WL Willow
- 792 Sable
- 792H Sable Horizontal
- 793 Acorn

*Not available on the accent sliding door of the laminate/wood models

SOLID LAMINATE

- 405 Designer White
 - 419 Wallaby
 - 425 Shadow
 - 440 Cloud
 - 457 Dapple
 - 461 Graphite
 - 462 Cinder
 - 478 Platinum Grey
 - 488 Frosty White
 - 491 Designer White Linear
 - 491H Designer White Linear Horizontal
 - 492 Cinder Linear
 - 492H Cinder Linear Horizontal
- CSL not available

GALLERY LAMINATE

- Grade 1 – 5% upcharge
 - G1001 Citadel
 - G1011 Pepperdust
 - Grade 2 – 6% upcharge
 - G1002 Planked Raw Oak
 - G1003 Evening Notte
 - G1004 Kirsche
 - G1005 Midnight Run
 - G1006 Sepia Walnut
 - G1007 Serotina
 - G1008 Timeless
 - G1009 White Nebbia
 - G1012 Phantom Ecru
- See page 13 for Gallery program details and upcharges

**CONCRETE
(WALL PANELS ONLY)**

- 90 Grey Concrete

**STONE
(WALL PANELS ONLY)**

- 40 Bianca Carrara Marble
- 41 Nero Marquina Marble
- 43 Turkish Silver Travertine

**COMPOSITE
(WALL PANELS ONLY)**

- 405 Designer White
- 423 Concrete
- 462 Cinder
- 463 Iron
- 501 Platinum Metallic
- 503 Satin Nickel Metallic

**HPL PATTERN LAMINATES
(WALL PANELS ONLY)**

- Grade A
- 821 Elemental Concrete
- Grade C
- 826 Calacatta Marble
- 827 Black Fusion
- Grade C is 30% upcharge

GROMMET LOCATIONS FOR TESSERA CONFERENCE TOPS

- G10 grommets are shipped installed
- NACG10EL, NACG10AELPG*, and NACG10BELPG* electrical grommets are available as a substitute for G10 grommet, if desired
- G10 Round Grommet

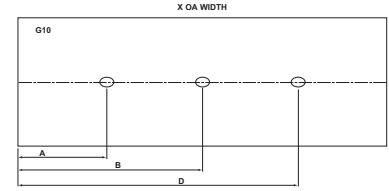
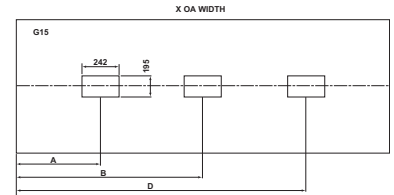
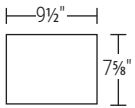


TABLE LENGTH (IN)

GROMMET LOCATION/ OPTIONS	72"				84"				96"				108"				120"			
	A	B	C	D	A	B	C	D	A	B	C	D	A	B	C	D	A	B	C	D
G10C CENTER	-	36"	-	-	-	41 ¹ / ₁₆ "	-	-	-	47 ¹ / ₁₆ "	-	-	-	53 ¹ / ₁₆ "	-	-	-	59 ¹ / ₁₆ "	-	-
G10E END	A	B	C	D	A	B	C	D	A	B	C	D	A	B	C	D	A	B	C	D
	17 ¹ / ₈ "	-	-	-	20 ¹ / ₈ "	-	-	-	23 ¹ / ₈ "	-	-	-	26 ¹ / ₈ "	-	-	-	29 ¹ / ₈ "	-	-	-
G10LR LEFT, RIGHT	A	B	C	D	A	B	C	D	A	B	C	D	A	B	C	D	A	B	C	D
	17 ¹ / ₈ "	-	-	54 ¹ / ₁₆ "	20 ¹ / ₈ "	-	-	63 ¹ / ₁₆ "	23 ¹ / ₈ "	-	-	72 ¹ / ₁₆ "	26 ¹ / ₈ "	-	-	81 ¹ / ₄ "	29 ¹ / ₈ "	-	-	90 ¹ / ₄ "
G10A ALL	A	B	C	D	A	B	C	D	A	B	C	D	A	B	C	D	A	B	C	D
	17 ¹ / ₈ "	36"	-	54 ¹ / ₁₆ "	20 ¹ / ₈ "	41 ¹ / ₁₆ "	-	63 ¹ / ₁₆ "	23 ¹ / ₈ "	47 ¹ / ₁₆ "	-	72 ¹ / ₁₆ "	26 ¹ / ₈ "	53 ¹ / ₁₆ "	-	81 ¹ / ₄ "	29 ¹ / ₈ "	59 ¹ / ₁₆ "	-	90 ¹ / ₄ "
G10CE CENTER, END	A	B	C	D	A	B	C	D	A	B	C	D	A	B	C	D	A	B	C	D
	17 ¹ / ₈ "	36"	-	-	20 ¹ / ₈ "	41 ¹ / ₁₆ "	-	-	23 ¹ / ₈ "	47 ¹ / ₁₆ "	-	-	26 ¹ / ₈ "	53 ¹ / ₁₆ "	-	-	29 ¹ / ₈ "	59 ¹ / ₁₆ "	-	-

GROMMET LOCATIONS FOR TESSERA CONFERENCE TOPS

• CUT-G15 option



TESSERA

TABLE LENGTH (IN)

GROMMET LOCATION/ OPTIONS	72"				84"				96"				108"				120"			
	A	B	C	D	A	B	C	D	A	B	C	D	A	B	C	D	A	B	C	D
G15C CENTER	A	B	C	D	A	B	C	D	A	B	C	D	A	B	C	D	A	B	C	D
	—	36"	—	—	—	41 ¹⁵ / ₁₆ "	—	—	—	47 ¹⁵ / ₁₆ "	—	—	—	53 ¹⁵ / ₁₆ "	—	—	—	59 ¹⁵ / ₁₆ "	—	—
G15E END	A	B	C	D	A	B	C	D	A	B	C	D	A	B	C	D	A	B	C	D
	15 ⁵ / ₈ "	—	—	—	18 ⁵ / ₈ "	—	—	—	21 ⁵ / ₈ "	—	—	—	24 ⁵ / ₈ "	—	—	—	27 ⁵ / ₈ "	—	—	—
G15LR LEFT, RIGHT	A	B	C	D	A	B	C	D	A	B	C	D	A	B	C	D	A	B	C	D
	15 ⁵ / ₈ "	—	—	56 ⁵ / ₁₆ "	18 ⁵ / ₈ "	—	—	65 ⁵ / ₁₆ "	21 ⁵ / ₈ "	—	—	74 ⁵ / ₁₆ "	24 ⁵ / ₈ "	—	—	83 ¹ / ₄ "	27 ⁵ / ₈ "	—	—	92 ¹ / ₄ "
G15A ALL	A	B	C	D	A	B	C	D	A	B	C	D	A	B	C	D	A	B	C	D
	15 ⁵ / ₈ "	36"	—	56 ⁵ / ₁₆ "	18 ⁵ / ₈ "	41 ¹⁵ / ₁₆ "	—	65 ⁵ / ₁₆ "	21 ⁵ / ₈ "	47 ¹⁵ / ₁₆ "	—	74 ⁵ / ₁₆ "	24 ⁵ / ₈ "	53 ¹⁵ / ₁₆ "	—	83 ¹ / ₄ "	27 ⁵ / ₈ "	59 ¹⁵ / ₁₆ "	—	92 ¹ / ₄ "
G15CE CENTER, END	A	B	C	D	A	B	C	D	A	B	C	D	A	B	C	D	A	B	C	D
	15 ⁵ / ₈ "	36"	—	—	18 ⁵ / ₈ "	41 ¹⁵ / ₁₆ "	—	—	21 ⁵ / ₈ "	47 ¹⁵ / ₁₆ "	—	—	24 ⁵ / ₈ "	53 ¹⁵ / ₁₆ "	—	—	27 ⁵ / ₈ "	59 ¹⁵ / ₁₆ "	—	—

GROMMET LOCATIONS FOR TESSERA CONFERENCE TOPS

- For G17, the center grommet location consists of 2 grommet cutouts (upcharge will reflect 2 grommet cutouts)
- CUT-G17 option

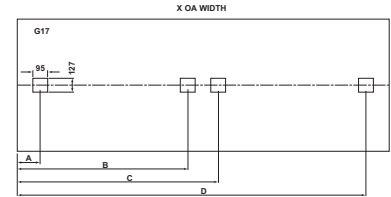
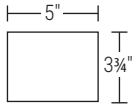
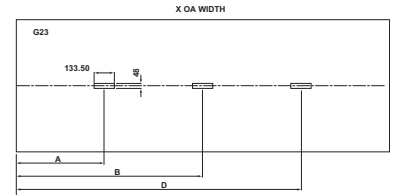
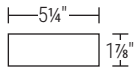


TABLE LENGTH (IN)

GROMMET LOCATION/ OPTIONS	72"				84"				96"				108"				120"			
	A	B	C	D	A	B	C	D	A	B	C	D	A	B	C	D	A	B	C	D
G17C CENTER	-	32 1/16"	39 13/16"	-	-	38 1/16"	45 1/8"	-	-	44"	51 1/8"	-	-	50"	57 1/8"	-	-	56"	63 3/8"	-
G17E END	A	B	C	D	A	B	C	D	A	B	C	D	A	B	C	D	A	B	C	D
	6"	-	-	-	6"	-	-	-	6"	-	-	-	6"	-	-	-	6"	-	-	-
G17LR LEFT, RIGHT	A	B	C	D	A	B	C	D	A	B	C	D	A	B	C	D	A	B	C	D
	6"	-	-	66"	6"	-	-	77 13/16"	6"	-	-	89 13/16"	6"	-	-	101 7/8"	6"	-	-	113 3/8"
G17A ALL	A	B	C	D	A	B	C	D	A	B	C	D	A	B	C	D	A	B	C	D
	6"	32 1/16"	39 13/16"	66"	6"	38 1/16"	45 1/8"	77 13/16"	6"	44"	51 1/8"	89 13/16"	6"	50"	57 1/8"	101 7/8"	6"	56"	63 3/8"	113 3/8"
G17CE CENTER, END	A	B	C	D	A	B	C	D	A	B	C	D	A	B	C	D	A	B	C	D
	6"	32 1/16"	39 13/16"	-	6"	38 1/16"	45 1/8"	-	6"	44"	51 1/8"	-	6"	50"	57 1/8"	-	6"	56"	63 3/8"	-

GROMMET LOCATIONS FOR TESSERA CONFERENCE TOPS

• CUT-G23 option



TESSERA

TABLE LENGTH (IN)

GROMMET LOCATION/ OPTIONS	72"				84"				96"				108"				120"			
	A	B	C	D	A	B	C	D	A	B	C	D	A	B	C	D	A	B	C	D
G23C CENTER	A	B	C	D	A	B	C	D	A	B	C	D	A	B	C	D	A	B	C	D
	—	36"	—	—	—	41 ¹⁵ / ₁₆ "	—	—	—	47 ¹⁵ / ₁₆ "	—	—	—	53 ¹⁵ / ₁₆ "	—	—	—	59 ¹⁵ / ₁₆ "	—	—
G23E END	A	B	C	D	A	B	C	D	A	B	C	D	A	B	C	D	A	B	C	D
	16 ¹ / ₁₆ "	—	—	—	19 ¹ / ₁₆ "	—	—	—	22 ¹ / ₁₆ "	—	—	—	25 ⁵ / ₁₆ "	—	—	—	28 ⁵ / ₁₆ "	—	—	—
G23LR LEFT, RIGHT	A	B	C	D	A	B	C	D	A	B	C	D	A	B	C	D	A	B	C	D
	16 ¹ / ₁₆ "	—	—	55 ⁵ / ₁₆ "	19 ¹ / ₁₆ "	—	—	64 ¹ / ₄ "	22 ¹ / ₁₆ "	—	—	73 ¹ / ₄ "	25 ⁵ / ₁₆ "	—	—	82 ¹ / ₄ "	28 ⁵ / ₁₆ "	—	—	91 ³ / ₁₆ "
G23A ALL	A	B	C	D	A	B	C	D	A	B	C	D	A	B	C	D	A	B	C	D
	16 ¹ / ₁₆ "	36"	—	55 ⁵ / ₁₆ "	19 ¹ / ₁₆ "	41 ¹⁵ / ₁₆ "	—	64 ¹ / ₄ "	22 ¹ / ₁₆ "	47 ¹⁵ / ₁₆ "	—	73 ¹ / ₄ "	25 ⁵ / ₁₆ "	53 ¹⁵ / ₁₆ "	—	82 ¹ / ₄ "	28 ⁵ / ₁₆ "	59 ¹⁵ / ₁₆ "	—	91 ³ / ₁₆ "
G23CE CENTER, END	A	B	C	D	A	B	C	D	A	B	C	D	A	B	C	D	A	B	C	D
	16 ¹ / ₁₆ "	36"	—	—	19 ¹ / ₁₆ "	41 ¹⁵ / ₁₆ "	—	—	22 ¹ / ₁₆ "	47 ¹⁵ / ₁₆ "	—	—	25 ⁵ / ₁₆ "	53 ¹⁵ / ₁₆ "	—	—	28 ⁵ / ₁₆ "	59 ¹⁵ / ₁₆ "	—	—

TESSERA

PRODUCT SPECIFICATIONS

- Legs are solid wood (Beech)
- Legs shipped KD in same box

TO ORDER, SPECIFY:

1. Model Number
2. Leg Color
3. Finish/Laminate Color

SAMPLE MODEL NUMBERS:

- 59N24ENRDW 501 MH
59N24ENRDLW 501 MH

• See pages 347-349 for all options available in Tessera

MODEL NO./DESCRIPTION	LIST PRICE	DIMENSIONS					CARTONED WEIGHT	CUBIC FEET
		D	W	H	A	KW		
TESSERA END TABLE								
ROUND								
59N24ENRDW Wood	\$ 2313	24	24	23¾	—	—	83 lbs.	14.2
59N24ENRDLW Laminate	1970	24	24	23¾	—	—	83 lbs.	14.2
SQUARE								
59N2424ENSQW Wood	\$ 2472	24	24	23¾	—	—	55 lbs.	14.2
59N2424ENSQW Laminate	2126	24	24	23¾	—	—	55 lbs.	14.2
<ul style="list-style-type: none"> • No grommet cutouts available • 1¾" thick top 								
TESSERA COFFEE TABLE								
ROUND								
59N36MGRDW Wood	\$ 2691	36¾	36¾	16¾	—	—	55 lbs.	21.6
59N36MGRDLW Laminate	2345	36¾	36¾	16¾	—	—	55 lbs.	21.6
SQUARE								
59N3636MGSQW Wood	\$ 2847	36¾	36¾	16¾	—	—	65 lbs.	21.6
59N3636MGSQW Laminate	2503	36¾	36¾	16¾	—	—	65 lbs.	21.6
<ul style="list-style-type: none"> • No grommet cutouts available • 1¾" thick top 								
TESSERA MAGAZINE TABLE								
59N2448MGW Wood	\$ 2691	24	48	16¾	—	—	77 lbs.	19.7
59N2448MGLW Laminate	2345	24	48	16¾	—	—	77 lbs.	19.7
<ul style="list-style-type: none"> • No grommet cutouts available • 1¾" thick top 								

PRODUCT SPECIFICATIONS

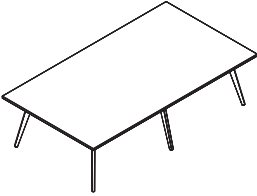
- Legs are solid wood (Beech)
- Legs shipped KD in same box
- Apron rail on conference tables shipped attached
- See pages 357-358 for coordinating benches

TO ORDER, SPECIFY:

1. Model Number
2. Grommet
3. Leg Color
4. Finish/Laminate Color

SAMPLE MODEL NUMBERS:

- 59N6012029TRTW X 501 MH
 59N6012029TRLW X 501 MH
- See pages 347-349 for all options available in Tessera

	MODEL NO./DESCRIPTION	LIST PRICE	DIMENSIONS					CARTONED WEIGHT	CUBIC FEET
			D	W	H	A	KW		
<p>CONFERENCE TABLE WORKSURFACE HEIGHT</p> 	59N6012029TRTW Wood	\$ 9216	60	120	28%	-	-	309 lbs.	25.2
	59N6012029TRLW Laminate	8808	60	120	28%	-	-	309 lbs.	25.2
	59N6010829TRTW Wood	\$ 9127	60	108	28%	-	-	281 lbs.	22.8
	59N6010829TRLW Laminate	8281	60	108	28%	-	-	281 lbs.	22.8
	59N609629TRTW Wood	\$ 8913	60	96	28%	-	-	252 lbs.	20.4
	59N609629TRLW Laminate	8111	60	96	28%	-	-	252 lbs.	20.4
	59N608429TRTW Wood	\$ 6921	60	84	28%	-	-	222 lbs.	18.0
	59N608429TRLW Laminate	6113	60	84	28%	-	-	222 lbs.	18.0
	59N607229TRTW Wood	\$ 6720	60	72	28%	-	-	194 lbs.	15.6
	59N607229TRLW Laminate	5816	60	72	28%	-	-	194 lbs.	15.6
	59N5412029TRTW Wood	\$ 8798	54	120	28%	-	-	283 lbs.	22.9
	59N5412029TRLW Laminate	8435	54	120	28%	-	-	283 lbs.	22.9
	59N5410829TRTW Wood	\$ 8721	54	108	28%	-	-	257 lbs.	20.7
	59N5410829TRLW Laminate	7964	54	108	28%	-	-	257 lbs.	20.7
	59N549629TRTW Wood	\$ 8528	54	96	28%	-	-	230 lbs.	18.5
	59N549629TRLW Laminate	7812	54	96	28%	-	-	230 lbs.	18.5
	59N548429TRTW Wood	\$ 6560	54	84	28%	-	-	202 lbs.	16.4
	59N548429TRLW Laminate	5839	54	84	28%	-	-	202 lbs.	16.4
	59N547229TRTW Wood	\$ 6381	54	72	28%	-	-	176 lbs.	14.2
	59N547229TRLW Laminate	5573	54	72	28%	-	-	176 lbs.	14.2

- Regulation ping pong size 60"x108"
- Apron rail color will match specified leg color
- 72 and 84" wide models will have a total of 4 legs. 96, 108, and 120" wide models have 6 legs

TESSERA

PRODUCT SPECIFICATIONS

- Apron rail ships attached
- Legs shipped KD in same box
- Apron rail on conference tables shipped attached
- See pages 357-358 for coordinating benches

TO ORDER, SPECIFY:

1. Model Number
2. Grommet
3. Leg Color
4. Finish/Laminate Color

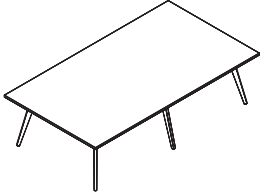
SAMPLE MODEL NUMBERS:

59N4812029TRTW X 501 PT
59N4812029TRLW X 501 PT

- See pages 347-349 for all options available in Tessera

MODEL NO./DESCRIPTION	LIST PRICE	DIMENSIONS					CARTONED WEIGHT	CUBIC FEET
		D	W	H	A	KW		
59N4812029TRTW Wood	\$ 8426	48	120	28%	-	-	258 lbs.	20.6
59N4812029TRLW Laminate	8103	48	120	28%	-	-	258 lbs.	20.6
59N4810829TRTW Wood	\$ 8358	48	108	28%	-	-	233 lbs.	18.7
59N4810829TRLW Laminate	7680	48	108	28%	-	-	233 lbs.	18.7
59N489629TRTW Wood	\$ 8186	48	96	28%	-	-	208 lbs.	16.7
59N489629TRLW Laminate	7547	48	96	28%	-	-	208 lbs.	16.7
59N488429TRTW Wood	\$ 6239	48	84	28%	-	-	183 lbs.	14.7
59N488429TRLW Laminate	5594	48	84	28%	-	-	183 lbs.	14.7
59N487229TRTW Wood	\$ 6078	48	72	28%	-	-	157 lbs.	12.8
59N487229TRLW Laminate	5356	48	72	28%	-	-	157 lbs.	12.8
59N4212029TRTW Wood	\$ 8196	42	120	28%	-	-	228 lbs.	18.4
59N4212029TRLW Laminate	7377	42	120	28%	-	-	228 lbs.	18.4
59N4210829TRTW Wood	\$ 8034	42	108	28%	-	-	206 lbs.	16.6
59N4210829TRLW Laminate	7259	42	108	28%	-	-	206 lbs.	16.6
59N429629TRTW Wood	\$ 7879	42	96	28%	-	-	184 lbs.	14.4
59N429629TRLW Laminate	7150	42	96	28%	-	-	184 lbs.	14.4
59N428429TRTW Wood	\$ 5951	42	84	28%	-	-	161 lbs.	13.1
59N428429TRLW Laminate	5265	42	84	28%	-	-	161 lbs.	13.1
59N427229TRTW Wood	\$ 5808	42	72	28%	-	-	139 lbs.	11.4
59N427229TRLW Laminate	5163	42	72	28%	-	-	139 lbs.	11.4

CONFERENCE TABLE WORKSURFACE HEIGHT



- Regulation ping pong size 60"x108"
- Apron rail color will match specified leg color
- 72 and 84" wide models will have a total of 4 legs. 96, 108, and 120" wide models have 6 legs

PRODUCT SPECIFICATIONS

- Apron rail ships attached
- Legs shipped KD in same carton

TO ORDER, SPECIFY:

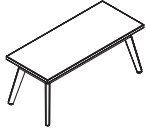
1. Model Number
2. Leg Color
3. Fabric Grade/Color
4. Wood or Laminate Color

SAMPLE MODEL NUMBER:

59N1872BN1F 501 L8 82008

- See pages 347-349 for all options available in Tessera
- See page 358 for COM fabric yardage

	MODEL NO./DESCRIPTION		LIST PRICE	DIMENSIONS					CARTONED WEIGHT	CUBIC FEET
				D	W	H	A	KW		
BENCH	59N1872BN1W	Wood	\$ 3449	18½	72	17½	–	–	69 lbs.	5.2
	59N1872BN1L	Laminate	3376	18½	72	17½	–	–	69 lbs.	5.2



ALLIANCE GRADE / LIST PRICE

	MODEL NO./DESCRIPTION		LIST PRICE	A	B	C	D	E	F	G	H	I
				J	K	L	M	N	O	P	Q	R
59N1872BN1F	Fabric		\$	3757	3817	3861	3909	3962	4018	4065	4122	4180
				4239	4329	4511	4625	4684	4743	4802	4861	4917

59N1860BN1W	Wood		\$ 3161	18½	60	17½	–	–	62 lbs.	4.4
59N1860BN1L	Laminate		3088	18½	60	17½	–	–	62 lbs.	4.4

ALLIANCE GRADE / LIST PRICE

	MODEL NO./DESCRIPTION		LIST PRICE	A	B	C	D	E	F	G	H	I
				J	K	L	M	N	O	P	Q	R
59N1860BN1F	Fabric		\$	3470	3530	3574	3622	3675	3731	3778	3835	3893
				3952	4042	4224	4338	4397	4456	4515	4574	4630

59N1854BN1W	Wood		\$ 2873	18½	54	17½	–	–	55 lbs.	4.0
59N1854BN1L	Laminate		2801	18½	54	17½	–	–	55 lbs.	4.0

ALLIANCE GRADE / LIST PRICE

	MODEL NO./DESCRIPTION		LIST PRICE	A	B	C	D	E	F	G	H	I
				J	K	L	M	N	O	P	Q	R
59N1854BN1F	Fabric		\$	3182	3242	3286	3334	3387	3443	3490	3547	3605
				3664	3754	3936	4050	4109	4168	4227	4286	4342

- 72" recommended to be used with 84" length table (1 per side)
- 60" recommended to be used with 72" length table (1 per side)
- 54" recommended to be used with 120" length table (2 per side)
- 48" recommended to be used with 108" length table (2 per side)
- 42" recommended to be used with 96" length table (2 per side)
- Apron rail color will match specified leg color

TESSERA

PRODUCT SPECIFICATIONS

- Apron rail ships attached
- Legs shipped KD in same carton

TO ORDER, SPECIFY:

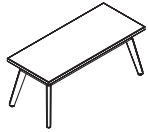
1. Model Number
2. Leg Color
3. Fabric Grade/Color
4. Wood or Laminate Color

SAMPLE MODEL NUMBER:

59N1848BN1F 501 L8 82008

- See pages 347-349 for all options available in Tessera

MODEL NO./DESCRIPTION	LIST PRICE	DIMENSIONS					CARTONED WEIGHT	CUBIC FEET
		D	W	H	A	KW		
BENCH (CONTINUED)								
59N1848BN1W Wood	\$ 2730	18½	48	17½	–	–	49 lbs.	3.6
59N1848BN1L Laminate	2658	18½	48	17½	–	–	49 lbs.	3.6



ALLIANCE GRADE / LIST PRICE

	A	B	C	D	E	F	G	H	I
59N1848BN1F Fabric	\$ 2992	3022	3044	3068	3095	3123	3146	3175	3203
	3233	3278	3369	3426	3455	3485	3515	3544	3572

59N1842BN1W Wood	\$ 2586	18½	42	17½	–	–	42 lbs.	3.2
59N1842BN1L Laminate	2515	18½	42	17½	–	–	42 lbs.	3.2

ALLIANCE GRADE / LIST PRICE

	A	B	C	D	E	F	G	H	I
59N1842BN1F Fabric	\$ 2848	2878	2900	2924	2951	2979	3002	3031	3059
	3089	3134	3225	3282	3311	3341	3371	3400	3428

- 72" recommended to be used with 84" length table (1 per side)
- 60" recommended to be used with 72" length table (1 per side)
- 54" recommended to be used with 120" length table (2 per side)
- 48" recommended to be used with 108" length table (2 per side)
- 42" recommended to be used with 96" length table (2 per side)
- Apron rail color will match specified leg color

COM YARDAGE REQUIREMENTS (54" WIDTH – CUT UP THE ROLL)

MODEL	RAILROADED Contact customer service 800-482-1717 for ydg requirements	NON DIRECTIONAL OR SOLID	1"-4" REPEAT	5"-11" REPEAT	12"-18" REPEAT	COL SQUARE FEET
			4" VERTICAL X 4" HORIZONTAL	11" VERTICAL X 11" HORIZONTAL	18" VERTICAL X 18" HORIZONTAL	
59N1872BN1F		1.50	1.80	2.80	4.60	30
59N1860BN1F		1.50	1.80	2.80	4.60	29
59N1854BN1F		1.50	1.80	2.80	4.60	29
59N1848BN1F		0.90	1.20	1.90	3.00	17
59N1842BN1F		0.90	1.20	1.90	3.00	17

PRODUCT SPECIFICATIONS

- Conference tops available in wood or laminate
- Apron rail comes attached
- Legs shipped KD in same carton
- See pages 357-358 for coordinating benches

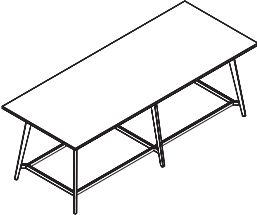
TO ORDER, SPECIFY:

1. Model Number
2. Grommet
3. Leg Color
4. Finish/Laminate Color

SAMPLE MODEL NUMBERS:

59N4812041TRTW X 501 PT
 59N4812041TRTLW X 501 PT

- See pages 347-349 for all options available in Tessler

	MODEL NO./DESCRIPTION	LIST PRICE	DIMENSIONS			A	KW	CARTONED WEIGHT	CUBIC FEET
			D	W	H				
<p>CONFERENCE TABLE BAR HEIGHT</p> 	59N4812041TRTW Wood	\$ 14157	48	119%	41		561 lbs.	20.6	
	59N4812041TRTLW Laminate	13611	48	119%	41		561 lbs.	20.6	
	59N4810841TRTW Wood	\$ 14043	48	107%	41		525 lbs.	22.3	
	59N4810841TRTLW Laminate	12904	48	107%	41		525 lbs.	22.3	
	59N489641TRTW Wood	\$ 13753	48	95%	41		488 lbs.	20.4	
	59N489641TRTLW Laminate	12679	48	95%	41		488 lbs.	20.4	
	59N488441TRTW Wood	\$ 10483	48	84	41		452 lbs.	14.7	
	59N488441TRTLW Laminate	9397	48	84	41		452 lbs.	14.7	
	59N487241TRTW Wood	\$ 10210	48	72	41		416 lbs.	12.8	
	59N487241TRTLW Laminate	9000	48	72	41		416 lbs.	12.8	
	59N4212041TRTW Wood	\$ 13770	42	119%	41		527 lbs.	18.4	
	59N4212041TRTLW Laminate	12394	42	119%	41		527 lbs.	18.4	
	59N4210841TRTW Wood	\$ 13499	42	107%	41		494 lbs.	19.9	
	59N4210841TRTLW Laminate	12197	42	107%	41		494 lbs.	19.9	
	59N429641TRTW Wood	\$ 13239	42	95%	41		460 lbs.	18.1	
	59N429641TRTLW Laminate	12015	42	95%	41		460 lbs.	18.1	
	59N428441TRTW Wood	\$ 9999	42	84	41		424 lbs.	13.1	
	59N428441TRTLW Laminate	8846	42	84	41		424 lbs.	13.1	
	59N427241TRTW Wood	\$ 9758	42	72	41		400 lbs.	11.4	
	59N427241TRTLW Laminate	8677	42	72	41		400 lbs.	11.4	

- Apron rail color will match specified leg color
- Footrail can be specified in paint colors Designer White (405), Concrete (423), Cinder (462), Iron (463), Platinum Metallic (501), and Satin Nickel Metallic (503)
- 72" and 84" wide models will have a total of 4 legs. 96", 108", and 120" wide models have 6 legs
- If specifying G17 grommet, a braided cord is available. See Tables price list.

TESSERA

PRODUCT SPECIFICATIONS

- Conference tops available in wood or laminate
- Apron rail comes attached
- Legs shipped KD in same carton
- See pages 357-358 for coordinating benches

TO ORDER, SPECIFY:

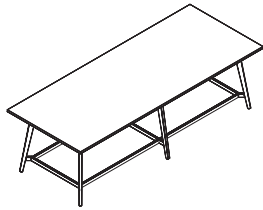
1. Model Number
2. Grommet
3. Leg Color
4. Finish/Laminate Color

SAMPLE MODEL NUMBERS:

59N4812035TRTW X 501 PT
 59N4812035TRLW X 501 PT

- See pages 347-349 for all options available in Tessera

MODEL NO./DESCRIPTION	LIST PRICE	DIMENSIONS					CARTONED WEIGHT	CUBIC FEET
		D	W	H	A	KW		
CONFERENCE TABLE COUNTER HEIGHT 59N4812035TRTW Wood	\$ 13479	48	119%	34 ¹ / ₁₆			514 lbs.	20.6
59N4812035TRLW Laminate	12962	48	119%	34 ¹ / ₁₆			514 lbs.	20.6
59N4810835TRTW Wood	\$ 13372	48	107%	34 ¹ / ₁₆			481 lbs.	18.7
59N4810835TRLW Laminate	12289	48	107%	34 ¹ / ₁₆			481 lbs.	18.7
59N489635TRTW Wood	\$ 13098	48	95%	34 ¹ / ₁₆			446 lbs.	20.4
59N489635TRLW Laminate	12076	48	95%	34 ¹ / ₁₆			446 lbs.	20.4
59N488435TRTW Wood	\$ 9983	48	84	34 ¹ / ₁₆			414 lbs.	14.7
59N488435TRLW Laminate	8949	48	84	34 ¹ / ₁₆			414 lbs.	14.7
59N487235TRTW Wood	\$ 9724	48	72	34 ¹ / ₁₆			400 lbs.	12.8
59N487235TRLW Laminate	8570	48	72	34 ¹ / ₁₆			400 lbs.	12.8
59N4212035TRTW Wood	\$ 13114	42	119%	34 ¹ / ₁₆			482 lbs.	18.4
59N4212035TRLW Laminate	11803	42	119%	34 ¹ / ₁₆			482 lbs.	18.4
59N4210835TRTW Wood	\$ 12855	42	107%	34 ¹ / ₁₆			451 lbs.	16.6
59N4210835TRLW Laminate	11614	42	107%	34 ¹ / ₁₆			451 lbs.	16.6
59N429635TRTW Wood	\$ 12608	42	95%	34 ¹ / ₁₆			419 lbs.	18.1
59N429635TRLW Laminate	11442	42	95%	34 ¹ / ₁₆			419 lbs.	18.1
59N428435TRTW Wood	\$ 9522	42	84	34 ¹ / ₁₆			387 lbs.	13.1
59N428435TRLW Laminate	8425	42	84	34 ¹ / ₁₆			387 lbs.	13.1
59N427235TRTW Wood	\$ 9293	42	72	34 ¹ / ₁₆			320 lbs.	11.4
59N427235TRLW Laminate	8262	42	72	34 ¹ / ₁₆			320 lbs.	11.4



- Apron rail color will match specified leg color
- Footrail can be specified in paint colors Designer White (405), Concrete (423), Cinder (462), Iron (463), Platinum Metallic (501), and Satin Nickel Metallic (503)
- 72" and 84" wide models will have a total of 4 legs. 96", 108", and 120" wide models have 6 legs
- If specifying G17 grommet, a braided cord is available. See Tables price list.