
Acquaint

Product Specifications	28
Fabrics and Options	29
Contrasting Fabrics Specifications	30
Product Pages	31
COM Yardage Requirements	35

ACQUAINT

ACQUAINT PRODUCT SPECIFICATIONS

FRAME CONSTRUCTION

- Constructed of exterior beech with mortise and tenon joints that are securely glued for maximum joint stability
- Wall saving design feature on back legs
- Non-marring nylon glides

SEAT CONSTRUCTION

- 4" high grade polyurethane foam covers a plywood panel for added comfort and support
- Corner blocks screwed and glued in all 4 corners of the seat

BACK CONSTRUCTION (ALL MODELS)

- Features exterior rails and slats cut from beech wood

UPHOLSTERED BACK CONSTRUCTION

- ½" high grade polyurethane foam covers contoured panel for added support and comfort

ARMS

- Available with black protective polyurethane arm caps for added durability

EASY ACCESS CHAIR FOOT REST

- ¾" x 2¾" (19mm x 70mm) full length foot rest, solid wood (Beech)
- Anti-slip material applied to top face

CONTRASTING FABRICS


- All models available with contrasting fabric

FINISH

- A catalyzed top coat that resists denting, peeling and reactions to chemicals
- Can be cleaned with a damp cloth
- When specifying Brighton, Natural, and Sonoma finish, variation in color is acceptable due to the nature of wood characteristics

WOOD SPECIES

- Beech



SURFACE MATERIALS

See the Kimball Hospitality Surface Materials Reference Guide at kimballhospitality.com for a complete overview of our materials program, including:

- Characteristics of wood
- Special wood finishes
- Customer-specified laminate (CSL)
- Customer-specified paint (CSP)
- Fabric application and colorways
- Customer's own material (COM) process overview
- Alliance program

ALLIANCE FABRIC PROGRAM

Kimball Hospitality has analyzed each model to most accurately reflect the COM/COL yardage requirements shown on page 35.

The yardage requirement for each model is based on 54" W fabric and cutting the fabric up the roll.

If repeat is larger than 18", contact Customer Service to confirm the correct amount of yardage required. When ordering 10 or more chairs in the same COM, yardage requirements may be reduced.

Contact Customer Service.

PRICE GRADES A-R

See Surface Materials at www.kimballhospitality.com for a wide variety of graded-in fabrics from Arc-Com, CF Stinson, Designtex, Maharam, Momentum, and Ultrafabrics.

FABRIC SAMPLES

If you need samples for presentation(s), contact our alliance partners directly at:

Arc-Com	800.223.5466	arc-com.com
Designtex	800.221.1540	designtex.com
CF Stinson	800.841.6279	cfstinson.com
Maharam	800.645.3943	maharam.com
Momentum	800.366.6839	memosamples.com
Ultrafabrics	877.309.6648	ultrafabricsllc.com

FINISHES

AC	Autumn	PB	Portobello
AD	Almond	PT	Portico
CL	Caramel	SK	Skyline
CW	Cordovan	SM	Sonoma
DW	Judicial	TF	Truffle
HN	Honey	405	Designer White
IM	Brighton	462	Cinder
MC	Amber	792	Sable
MH	Mocha	793	Acorn*
NM	Natural		

*Acorn is the finish complement to Clear Walnut finish

TO ORDER CONTRASTING FABRIC, SPECIFY

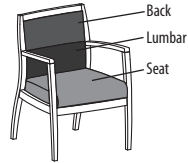
ACQUAINT

Half Upholstered page 31

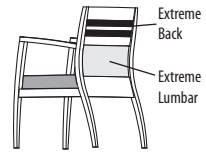
Fully Upholstered Back page 32

Slat Back Upholstered Lumbar page 32

1. Model Number plus "X"
2. Back Fabric Grade Number/Cover Number
3. Lumbar Fabric Grade Number/Cover Number (when applicable)
4. Extreme Back Fabric Grade Number/Cover Number (when applicable)
5. Extreme Lumbar Fabric Grade Number/Cover Number (when applicable)
6. Seat Fabric Grade Number/Cover Number
7. Finish Designator



N59BBX

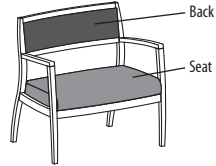


N59JJX

Bariatric Half Upholstered page 33

Easy Access Chair Half Upholstered page 34

1. Model Number plus "X"
2. Back Fabric Grade Number/Cover Number
3. Extreme Back Fabric Grade Number/Cover Number
4. Seat Fabric Grade Number/Cover Number
5. Finish Designator



N59MMX



N59PPX

TO ORDER, SPECIFY:

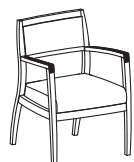
1. Model Number
2. Fabric Grade Number
3. Cover Number
4. Finish Designator

- See page 29 for Acquaint options
- See page 35 for COM fabric yardage

HALF UPHOLSTERED




N59AA



N59AAT



N59DD



N59AL

MODEL NO.

ALLIANCE PROGRAM PRICE GRADES

			A	B	C	D	E	F	G	H	I
			J	K	L	M	N	O	P	Q	R
N59AA	Arms	\$	1091	1115	1134	1154	1177	1201	1220	1244	1270
			1293	1332	1409	1457	1482	1508	1532	1558	1581
N59AAT	Arms, Black Polyurethane Arm Caps		1193	1217	1236	1256	1279	1303	1322	1346	1372
			1395	1434	1511	1559	1584	1610	1634	1660	1683
N59DD	Arms, Exposed Wood Slats		1199	1223	1242	1262	1285	1309	1328	1352	1378
			1401	1440	1517	1565	1590	1616	1640	1666	1689
N59DDT	Arms, Exposed Wood Slats/ Black Polyurethane Arm Caps		1297	1321	1340	1360	1383	1407	1426	1450	1476
			1499	1538	1615	1663	1688	1714	1738	1764	1787
N59AL	Armless		1051	1075	1094	1114	1137	1161	1180	1204	1230
			1253	1292	1369	1417	1442	1468	1492	1518	1541
N59DL	Armless, Exposed Wood Slats		1159	1183	1202	1222	1245	1269	1288	1312	1338
			1361	1400	1477	1525	1550	1576	1600	1626	1649

DIMENSIONS

Width	24	Seat Height	18½	Arm Height	27	Arm Weight	34
Depth	24	Seat Depth	19½	Back Height	17¼	Armless Weight	33
Height	34	Seat Width	20¾	Back Width	17½	Cubic Ft.	15.5

• Contrasting fabric option – specify X (i.e., N59AAX); see page 30. For list pricing, use your electronic specification tool or contact customer service

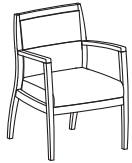
ACQUAINT

TO ORDER, SPECIFY:

1. Model Number
2. Fabric Grade Number
3. Cover Number
4. Finish Designator

- See page 29 for Acquaint options
- See page 35 for COM fabric yardage

FULLY UPHOLSTERED BACK



N59BB



N59BBT



N59JJ



N59BL

MODEL NO.

ALLIANCE PROGRAM PRICE GRADES


			A	B	C	D	E	F	G	H	I
			J	K	L	M	N	O	P	Q	R
N59BB	Arms	\$	1164	1196	1222	1249	1279	1312	1337	1369	1403
			1434	1486	1589	1652	1686	1721	1753	1787	1818
N59BBT	Arms, Black Polyurethane Arm Caps		1262	1294	1320	1347	1377	1410	1435	1467	1501
			1532	1584	1687	1750	1784	1819	1851	1885	1916
N59JJ	Arms, Exposed Wood Slats		1267	1296	1319	1345	1372	1402	1425	1455	1485
			1514	1561	1656	1714	1745	1777	1807	1837	1866
N59JJT	Arms, Exposed Wood Slats/ Black Polyurethane Arm Caps		1368	1397	1420	1446	1473	1503	1526	1556	1586
			1615	1662	1757	1815	1846	1878	1908	1938	1967
N59BL	Armless		1125	1157	1183	1210	1240	1273	1298	1330	1364
			1395	1447	1550	1613	1647	1682	1714	1748	1779
N59JL	Armless, Exposed Wood Slats		1225	1254	1277	1303	1330	1360	1383	1413	1443
			1472	1519	1614	1672	1703	1735	1765	1795	1824

DIMENSIONS

Width	24	Seat Height	18½	Arm Height	27	Arm Weight	36
Depth	24	Seat Depth	18¾	Back Height	17¼	Armless Weight	35
Height	34	Seat Width	20¾	Back Width	17½	Cubic Ft.	15.5

- Contrasting fabric option – specify X (i.e., N59BBX); see page 30. For list pricing, use your electronic specification tool or contact customer service

SLAT BACK UPHOLSTERED LUMBAR



N59HH



N59HHT



N59HL

			A	B	C	D	E	F	G	H	I
			J	K	L	M	N	O	P	Q	R
N59HH	Arms	\$	1238	1262	1281	1301	1324	1348	1367	1391	1417
			1440	1479	1556	1604	1629	1655	1679	1705	1728
N59HHT	Arms, Black Polyurethane Arm Caps		1337	1361	1380	1400	1423	1447	1466	1490	1516
			1539	1578	1655	1703	1728	1754	1778	1804	1827
N59HL	Armless		1199	1223	1242	1262	1285	1309	1328	1352	1378
			1401	1440	1517	1565	1590	1616	1640	1666	1689

DIMENSIONS

Width	24	Seat Height	18½	Arm Height	27	Arm Weight	34
Depth	24	Seat Depth	18¾	Back Height	17¼	Armless Weight	31
Height	34	Seat Width	20¾	Back Width	17½	Cubic Ft.	15.5


- Contrasting fabric option – specify X (i.e., N59HHX); see page 30. For list pricing, use your electronic specification tool or contact customer service

TO ORDER, SPECIFY:

1. Model Number
2. Fabric Grade Number
3. Cover Number
4. Finish Designator

- See page 29 for Acquaint options
- See page 35 for COM fabric yardage

SLAT BACK



N59CC



N59CCT



N59CL

MODEL NO.


ALLIANCE PROGRAM PRICE GRADES

		A	B	C	D	E	F	G	H	I
		J	K	L	M	N	O	P	Q	R
N59CC	Arms	\$ 1171	1195	1214	1234	1257	1281	1300	1324	1350
		1373	1412	1489	1537	1562	1588	1612	1638	1661
N59CCT	Arms, Black Polyurethane Arm Caps	1273	1297	1316	1336	1359	1383	1402	1426	1452
		1475	1514	1591	1639	1664	1690	1714	1740	1763
N59CL	Armless	1131	1155	1174	1194	1217	1241	1260	1284	1310
		1333	1372	1449	1497	1522	1548	1572	1598	1621

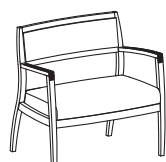
DIMENSIONS

Width	24	Seat Height	18½	Arm Height	27	Arm Weight	33
Depth	24	Seat Depth	19½	Back Height	17¼	Armless Weight	32
Height	34	Seat Width	20¾	Back Width	17½	Cubic Ft.	15.5


BARIATRIC HALF UPHOLSTERED



N59MM



N59MMT



N59PP

		A	B	C	D	E	F	G	H	I
		J	K	L	M	N	O	P	Q	R
N59MM		\$ 1917	1957	1989	2023	2061	2101	2133	2173	2215
		2254	2319	2448	2527	2569	2613	2653	2695	2734
N59MMT	Black Polyurethane Arm Caps	2017	2057	2089	2123	2161	2201	2233	2273	2315
		2354	2419	2548	2627	2669	2713	2753	2795	2834
N59PP	Exposed Wood Slats	2012	2050	2079	2111	2146	2184	2214	2251	2291
		2327	2387	2508	2582	2621	2662	2699	2739	2775
N59PPT	Exposed Wood Slats/ Black Polyurethane Arm Caps	2113	2151	2180	2212	2247	2285	2315	2352	2392
		2428	2488	2609	2683	2722	2763	2800	2840	2876

DIMENSIONS

Width	35	Seat Height	18½	Arm Height	27	Weight	47
Depth	24	Seat Depth	19½	Back Height	17¼	Cubic Ft.	24.5
Height	34	Seat Width	31	Back Width	38½		

- Contrasting fabric option – specify X (i.e., N59MMX); see page 30. For list pricing, use your electronic specification tool or contact customer service
- Meets 500 lb. weight load


ACQUAINT

TO ORDER, SPECIFY:

1. Model Number
2. Fabric Grade Number
3. Cover Number
4. Finish Designator

- See page 29 for Acquaint options
- See page 35 for COM fabric yardage

BARIATRIC SLAT BACK



N59KK



N59KKT

MODEL NO.

ALLIANCE PROGRAM PRICE GRADES

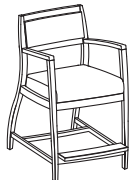
		A	B	C	D	E	F	G	H	I
		J	K	L	M	N	O	P	Q	R
N59KK		\$ 1948	1972	1991	2011	2034	2058	2077	2101	2127
		2150	2189	2266	2314	2339	2365	2389	2415	2438
N59KKT	Black Polyurethane Arm Caps	2048	2072	2091	2111	2134	2158	2177	2201	2227
		2250	2289	2366	2414	2439	2465	2489	2515	2538

DIMENSIONS


Width	35	Seat Height	18½	Arm Height	27	Weight	45
Depth	24	Seat Depth	19½	Back Height	17¼	Cubic Ft.	24.5
Height	34	Seat Width	31	Back Width	38½		

- Meets 500 lb. weight load

EASY ACCESS CHAIR HALF UPHOLSTERED



N59HAA



N59HAAT


		A	B	C	D	E	F	G	H	I
		J	K	L	M	N	O	P	Q	R
N59HAA	Arms	\$ 1503	1527	1546	1566	1589	1613	1632	1656	1682
		1705	1744	1821	1869	1894	1920	1944	1970	1993
N59HAAT	Arms, Black Polyurethane Arm Caps	1601	1625	1644	1664	1687	1711	1730	1754	1780
		1803	1842	1919	1967	1992	2018	2042	2068	2091

DIMENSIONS

Width	24	Seat Height	24½	Arm Height	33	Foot Rest Depth	2¼	Weight	40
Depth	25½	Seat Depth	19½	Back Height	17¼	Foot Rest Width	20% ₁₆	Cubic Ft.	18.4
Height	40	Seat Width	20¼	Back Width	17½	Foot Rest Height from floor to top of step	7¼		

- Contrasting fabric option – specify X (i.e., N59HAAX); see page 30. For list pricing, use your electronic specification tool or contact customer service

EASY ACCESS CHAIR SLAT BACK



N59HCC



N59HCCT

		A	B	C	D	E	F	G	H	I
		J	K	L	M	N	O	P	Q	R
N59HCC	Arms	\$ 1554	1578	1597	1617	1640	1664	1683	1707	1733
		1756	1795	1872	1920	1945	1971	1995	2021	2044
N59HCCT	Arms, Black Polyurethane Arm Caps	1652	1676	1695	1715	1738	1762	1781	1805	1831
		1854	1893	1970	2018	2043	2069	2093	2119	2142

DIMENSIONS

Width	24	Seat Height	24½	Arm Height	33	Foot Rest Depth	2¼	Weight	40
Depth	25½	Seat Depth	19½	Back Height	17¼	Foot Rest Width	20% ₁₆	Cubic Ft.	18.4
Height	40	Seat Width	20¼	Back Width	17½	Foot Rest Height from floor to top of step	7¼		

COM YARDAGE REQUIREMENTS

COM YARDAGE REQUIREMENTS (54" WIDTH – CUT UP THE ROLL)

MODEL	RAILROADED Contact customer service 800-634-9510 for ydg requirements	NON DIRECTIONAL OR SOLID	1"-4" REPEAT	5"-11" REPEAT	12"-18" REPEAT	COL SQUARE FEET
			4" VERTICAL X 4" HORIZONTAL	11" VERTICAL X 11" HORIZONTAL	18" VERTICAL X 18" HORIZONTAL	
N59AA, N59AAT, N59AL		0.90	1.40	1.60	2.40	18
N59BB, N59BBT, N59BL		1.20	1.60	1.90	3.40	24
N59CC, N59CCT, N59CL		0.90	1.10	1.20	1.10	18
N59DD, N59DDT, N59DL		0.90	1.30	1.50	1.90	18
N59HAA, N59HAAT		0.90	1.40	1.60	2.40	18
N59HCC, N59HCCT		0.90	1.10	1.20	1.10	18
N59HH, N59HHT, N59HL		0.90	1.40	1.60	2.40	18
N59JJ, N59JJT, N59JL		1.10	1.60	1.80	2.90	22
N59KK, N59KKT		0.90	1.00	1.20	1.50	18
N59MM, N59MMT		1.50	1.60	2.10	2.30	30
N59PP, N59PPT		1.40	1.50	1.70	2.20	28
N59AAX, N59HAAX	Back	0.40	0.60	0.70	0.90	2.6
N59AATX, N59HAATX	Extreme	0.40	0.60	0.70	0.90	2.6
N59ALX	Seat	0.90	1.10	1.20	1.10	18
N59BBX	Back	0.40	0.60	0.70	0.90	2.6
N59BBTX	Lumbar	0.40	0.60	0.70	0.90	2.6
N59BLX	Extreme Back	0.40	0.60	0.70	0.90	2.6
	Extreme Lumbar	0.40	0.60	0.70	0.90	2.6
	Seat	0.90	1.10	1.20	1.10	18
N59DDX	Back	0.40	0.60	0.70	0.90	2.6
N59DDTX	Extreme Back	0.30	0.40	0.60	0.80	1.5
N59DLX	Seat	0.90	1.10	1.20	1.10	18
N59HHX	Lumbar	0.40	0.60	0.70	0.90	2.6
N59HHTX	Extreme Lumbar	0.40	0.60	0.70	0.90	2.6
N59HLX	Seat	0.90	1.10	1.20	1.10	18
N59JJX	Back	0.40	0.60	0.70	0.90	2.6
N59JJTX	Lumbar	0.40	0.60	0.70	0.90	2.6
N59JLX	Extreme Back	0.30	0.40	0.60	0.80	1.5
	Extreme Lumbar	0.40	0.60	0.70	0.90	2.6
	Seat	0.90	1.10	1.20	1.10	18
N59MMX	Back	0.40	0.50	0.60	0.90	4
N59MMTX	Extreme Back	0.40	0.50	0.60	0.90	4
	Seat	0.90	1.00	1.10	1.40	18
N59PPX	Back	0.40	0.50	0.60	0.90	4
N59PPTX	Extreme Back	0.20	0.30	0.50	0.70	2.5
	Seat	0.90	1.00	1.10	1.40	18

ACQUAINT

