

---

# Weli

Product Specifications	722
Fabrics and Options	723
Contrasting Fabrics Specifications	724
Product Pages	725
COM Yardage Requirements	733

## WELI PRODUCT SPECIFICATIONS

### SEAT CONSTRUCTION

- 2 $\frac{3}{8}$ " of high grade polyurethane foam covers a plywood seat panel
- Easy clean wipe out feature

### FULLY UPHOLSTERED BACK CONSTRUCTION

- 2" of high grade polyurethane foam covers a plywood back panel

### FRAME CONSTRUCTION

#### Guest Seating

- Frame is made from  $\frac{3}{4}$ " x 1 $\frac{1}{2}$ " 16-gauge rectangular tube steel
- End frames are joined with inert gas (MIG) welds
- All chairs meet 750 lb. weight capacity
- Wall saving design feature

#### Lounge

- Interior frame is constructed of plywood tenon joints that are glued and stapled for maximum joint stability
- The legs are screwed directly to the bottom panel of the arm
- All chairs meet 750 lb. weight capacity
- Wall saving design feature

### CONTRASTING FABRIC

- Contrasting fabric available on all models

### ARM CAPS

- Protective polyurethane is standard on all poly arm models; available in Cinder and Concrete
- Solid Surface is standard on all solid surface arm models; available in 9 colors

### GLIDES

- Legs feature a 1" adjustable leveling glide
- Soft glides are available for an additional upcharge

### FINISHES

- Cinder, Platinum Metallic, Satin Nickel Metallic, Concrete and Iron frames are finished with an electrostatic baked-on powder coat
- Can be cleaned with a damp cloth

## TABLES

### FRAME CONSTRUCTION

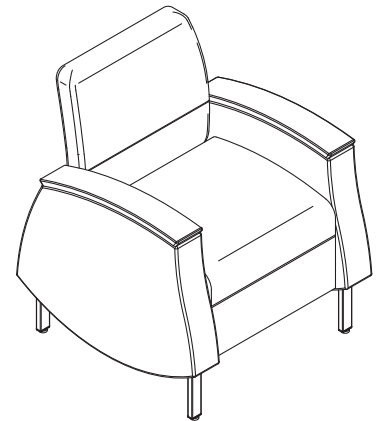
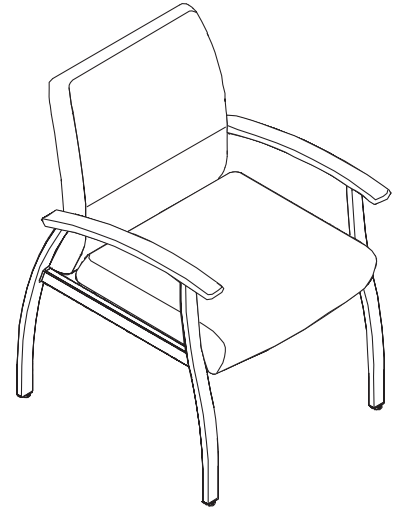
- Table frame is made from  $\frac{7}{8}$ " x 1 $\frac{1}{4}$ " 16-gauge elliptical tubular steel
- Cross members are made from  $\frac{7}{8}$ " 16-gauge round tubular steel
- Cross members are joined to the U-bent side members with metal inert gas (MIG) welds

### TOPS

- Laminate models feature a 1 $\frac{1}{4}$ " laminate (HPL) top
- Solid Surface models available in Grades A, B, and C

### POWER AND USB GROMMET – Lounge only

- Power grommets available; specify cutout option and order electrical grommet model separately
- See page 96 for details and pricing



## SURFACE MATERIALS

See the Kimball Hospitality Surface Materials Reference Guide at [kimballhospitality.com](http://kimballhospitality.com) for a complete overview of our materials program, including:

- Characteristics of wood
- Special wood finishes
- Customer-specified laminate (CSL)
- Customer-specified paint (CSP)
- Fabric application and colorways
- Customer's own material (COM) process overview
- Alliance program

### ALLIANCE FABRIC PROGRAM

Kimball Hospitality has analyzed each model to most accurately reflect the COM/COL yardage requirements shown on page 733.

The yardage requirement for each model is based on 54" W fabric and cutting the fabric up the roll.

If repeat is larger than 18", contact Customer Service to confirm the correct amount of yardage required. When ordering 10 or more chairs in the same COM, yardage requirements may be reduced.

Contact Customer Service.

### PRICE GRADES A-R

See Surface Materials at [www.kimballhospitality.com](http://www.kimballhospitality.com) for a wide variety of graded-in fabrics from Arc-Com, Carnegie, CF Stinson, Designtex, Maharam, Mayer, Momentum, and Ultrafabrics.

### FABRIC SAMPLES

If you need samples for presentation(s), contact our alliance partners directly at:

Arc-Com	800.223.5466	<a href="http://arc-com.com">arc-com.com</a>
Carnegie	800.727.6770	<a href="http://carnegiefabrics.com">carnegiefabrics.com</a>
CF Stinson	800.841.6279	<a href="http://cfstinson.com">cfstinson.com</a>
Designtex	800.221.1540	<a href="http://designtex.com">designtex.com</a>
Maharam	800.645.3943	<a href="http://maharam.com">maharam.com</a>
Mayer	800.428.4415	<a href="http://mayerfabrics.com">mayerfabrics.com</a>
Momentum	800.366.6839	<a href="http://memosamples.com">memosamples.com</a>
Ultrafabrics	877.309.6648	<a href="http://ultrafabricsllc.com">ultrafabricsllc.com</a>

## LAMINATES

AC2	Autumn 2	NM	Natural
AD	Almond	PB	Portobello
BZ	Brazilwood	PC	Porcini
CI	Chai	PT	Portico
CL	Caramel	SK	Skyline
CW	Cordovan	SM	Sonoma
DW	Judicial	TF	Truffle
HN2	Honey 2	WL	Willow
IM	Brighton	405	Designer White
KN	Kona	462	Cinder
MC	Amber	792	Sable
MH	Mocha	793	Acorn*

\*Acorn is the finish and laminate complement to Clear Walnut finish

## MOISTURE BARRIER

(\$138 upcharge per seat location)

X	No Moisture Barrier
MBS1	Moisture Barrier, 1 Seat
MBS2	Moisture Barrier, 2 Seat
MBS3	Moisture Barrier, 3 Seat

## POLYURETHANE ARM CAP

423	Concrete
462	Cinder

## GALLERY LAMINATE

Grade 1 – 5% upcharge	
G1001	Citadel
G1011	Pepperdust
Grade 2 – 6% upcharge	
G1002	Planked Raw Oak
G1003	Evening Notte
G1004	Kirsche
G1005	Midnight Run
G1006	Sepia Walnut
G1007	Serotina
G1008	Timeless
G1009	White Nebbia
G1012	Phantom Ecrú

See page 20 for Gallery program details and upcharges

## FRAME COLOR

423	Concrete
462	Cinder
463	Iron
501	Platinum Metallic
503	Satin Nickel Metallic

## GLIDES

STD	Standard
C66	Soft (add \$37 list)

## POWER/USB GROMMET CUTOUT OPTIONS – Lounge Only

If no grommet cutout is desired, specify an X (No Grommet)

\$30 list upcharge per cutout

CUT-G35L	Left
CUT-G35R	Right
CUT-G35LR	Left & Right
CUT-G35C	Center
CUT-G35A	Left, Right, & Center

Grommets sold separately; reference page 96 for model numbers and pricing.

## SOLID SURFACE COLORS

7101	Bisque (Grade A)
7201	Glacier White (Grade A)
7202	Canyon (Grade B)
7203	Designer White (Grade B)
7204	Silt (Grade B)
7301	Concrete (Grade C)
7302	Deep Night Sky (Grade C)
7303	Deep Nocturne (Grade C)

## TO ORDER CONTRASTING FABRIC, SPECIFY

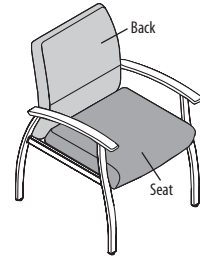
---

### WELI

- 21" Guest Chair page 725
- 27" Guest Chair page 725
- 32" Guest Chair page 726
- 21" Easy Access Chair page 727
- 27" Easy Access Chair page 727
- 21" Patient Chair page 727
- 27" Patient Chair page 728
- 32" Patient Chair page 728
- 21" Rocker page 729
- 27" Rocker page 729
- 32" Rocker page 729

\*Contrasting locations standard on all models

1. Model Number plus "X"
2. Back Fabric Grade Number/Cover Number
3. Seat Fabric Grade Number/Cover Number
4. Moisture Barrier
5. Arm Cap (when applicable)
6. Frame Color
7. Glides

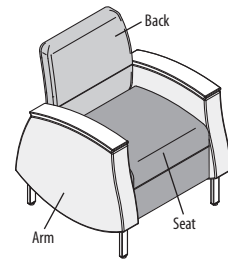


### WELI LOUNGE

- 1 Seat Lounge page 730
- 1 Seat Patient Lounge page 730
- 2 Seat Lounge page 730
- 3 Seat Lounge page 730
- 2 Seat Bench page 731
- 3 Seat Bench page 731
- Ottoman page 731

\*Contrasting locations standard on all models

1. Model Number plus "X"
2. Back Fabric Grade Number/Cover Number
3. Seat Fabric Grade Number/Cover Number
4. Arm Fabric Grade Number/Cover Number
5. Moisture Barrier
6. Grommet Cutout
7. Arm Cap (when applicable)
8. Frame Color
9. Glides

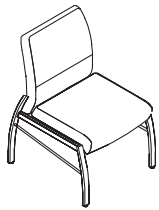


**TO ORDER, SPECIFY:**

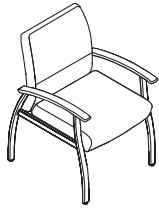
1. Model Number
2. Fabric Grade Number
3. Fabric Grade Cover
4. Moisture Barrier
5. Arm Cap (when applicable)
6. Frame Color
7. Glides

- See page 723 for Weli options
- See page 733 for COM fabric yardage

**21" GUEST CHAIR**



Armless



Arm

**MODEL NO.**

**ALLIANCE PROGRAM PRICE GRADES**

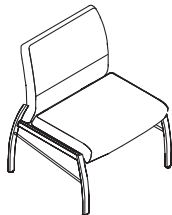
		A	B	C	D	E	F	G	H	I
		J	K	L	M	N	O	P	Q	R
N81GAM	Armless	\$ 1551	1601	1640	1680	1725	1773	1812	1862	1911
		1961	2037	2193	2289	2340	2391	2441	2492	2540
N81GAAY	Arms, Poly	1577	1627	1666	1706	1751	1799	1838	1888	1937
		1987	2063	2219	2315	2366	2417	2467	2518	2566
N81GAAS	Arms, Gr A Solid Surface	2034	2084	2123	2163	2208	2256	2295	2345	2394
		2444	2520	2676	2772	2823	2874	2924	2975	3023

**DIMENSIONS**

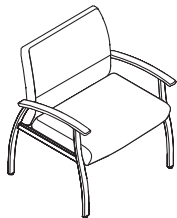
Armless Width	24	Seat Height	19	Arm Height	25¾	Weight	42
Arm Width	24½	Seat Depth	19	Back Height	36¾	Arm Weight	47
Depth	27	Seat Width	21	Back Width	21	Cubic Ft.	21.1
Height	36¼						

- Contrasting fabric option - specify X; see page 724. For list pricing, use your electronic specification tool or contact customer service
- Solid surface available in Grades A, B, C. For Grades B and C list pricing, use your electronic specification tool or contact customer service
- Soft glide option available

**27" GUEST CHAIR**



Armless



Arm

		A	B	C	D	E	F	G	H	I
		J	K	L	M	N	O	P	Q	R
N81GBM	Armless	\$ 1898	1981	2046	2113	2188	2268	2333	2416	2498
		2581	2708	2968	3128	3213	3298	3381	3466	3546
N81GBAY	Arms, Poly	1929	2012	2077	2144	2219	2299	2364	2447	2529
		2612	2739	2999	3159	3244	3329	3412	3497	3577
N81GBAS	Arms, Gr A Solid Surface	2387	2470	2535	2602	2677	2757	2822	2905	2987
		3070	3197	3457	3617	3702	3787	3870	3955	4035

**DIMENSIONS**

Armless Width	30	Seat Height	19	Arm Height	25¾	Weight	48
Arm Width	30½	Seat Depth	19	Back Height	36¾	Arm Weight	53
Depth	27	Seat Width	27	Back Width	27	Cubic Ft.	25.5
Height	36¼						

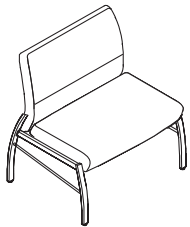
- Contrasting fabric option - specify X; see page 724. For list pricing, use your electronic specification tool or contact customer service
- Solid surface available in Grades A, B, C. For Grades B and C list pricing, use your electronic specification tool or contact customer service
- Soft glide option available

**TO ORDER, SPECIFY:**

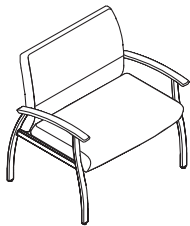
1. Model Number
2. Fabric Grade Number
3. Fabric Grade Cover
4. Moisture Barrier
5. Arm Cap (when applicable)
6. Frame Color
7. Glides

- See page 723 for Weli options
- See page 733 for COM fabric yardage

**32" GUEST CHAIR**



Armless



Arm

**MODEL NO.**

**ALLIANCE PROGRAM PRICE GRADES**

			A	B	C	D	E	F	G	H	I
			J	K	L	M	N	O	P	Q	R
N81GCM	Armless	\$	2192	2275	2340	2407	2482	2562	2627	2710	2792
			2875	3002	3262	3422	3507	3592	3675	3760	3840
N81GCAY	Arms, Poly		2229	2312	2377	2444	2519	2599	2664	2747	2829
			2912	3039	3299	3459	3544	3629	3712	3797	3877
N81GCAS	Arms, Gr A Solid Surface		2686	2769	2834	2901	2976	3056	3121	3204	3286
			3369	3496	3756	3916	4001	4086	4169	4254	4334

**DIMENSIONS**

Armless Width	35	Seat Height	19	Arm Height	25¼	Weight	54
Arm Width	35½	Seat Depth	19	Back Height	36¼	Arm Weight	59
Depth	27	Seat Width	32	Back Width	32	Cubic Ft.	29.1
Height	36¼						

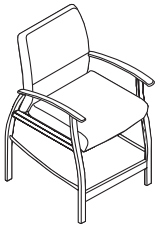
- Contrasting fabric option - specify X; see page 724. For list pricing, use your electronic specification tool or contact customer service
- Solid surface available in Grades A, B, C. For Grades B and C list pricing, use your electronic specification tool or contact customer service
- Soft glide option available

**TO ORDER, SPECIFY:**

1. Model Number
2. Fabric Grade Number
3. Fabric Grade Cover
4. Moisture Barrier
5. Arm Cap (when applicable)
6. Frame Color
7. Glides

- See page 723 for Weli options
- See page 733 for COM fabric yardage

**21" EASY ACCESS CHAIR**



**MODEL NO.**

**ALLIANCE PROGRAM PRICE GRADES**

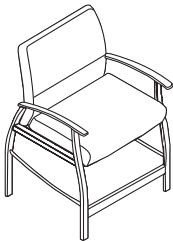
		A	B	C	D	E	F	G	H	I
		J	K	L	M	N	O	P	Q	R
N81HAAY	Arms, Poly	\$ 2432	2482	2521	2561	2606	2654	2693	2743	2792
		2842	2918	3074	3170	3221	3272	3322	3373	3421
N81HAAS	Arms, Gr A Solid Surface	2888	2938	2977	3017	3062	3110	3149	3199	3248
		3298	3374	3530	3626	3677	3728	3778	3829	3877

**DIMENSIONS**

Width	24	Seat Height	25½	Arm Height	31¾	Weight	55
Depth	27	Seat Depth	19	Back Height	42¼	Cubic Ft.	24.3
Height	42¼	Seat Width	21	Back Width	21		

- Contrasting fabric option - specify X; see page 724. For list pricing, use your electronic specification tool or contact customer service
- Solid surface available in Grades A, B, C. For Grades B and C list pricing, use your electronic specification tool or contact customer service
- Soft glide option available

**27" EASY ACCESS CHAIR**



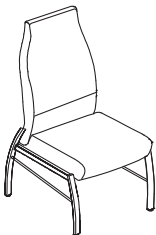
		A	B	C	D	E	F	G	H	I
		J	K	L	M	N	O	P	Q	R
N81HBAY	Arms, Poly	\$ 2747	2830	2895	2962	3037	3117	3182	3265	3347
		3430	3557	3817	3977	4062	4147	4230	4315	4395
N81HBAS	Arms, Gr A Solid Surface	3204	3287	3352	3419	3494	3574	3639	3722	3804
		3887	4014	4274	4434	4519	4604	4687	4772	4852

**DIMENSIONS**

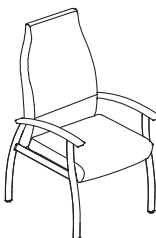
Width	30	Seat Height	25½	Arm Height	31¾	Weight	61
Depth	27	Seat Depth	19	Back Height	42¼	Cubic Ft.	29.3
Height	42¼	Seat Width	27	Back Width	27		

- Contrasting fabric option - specify X; see page 724. For list pricing, use your electronic specification tool or contact customer service
- Solid surface available in Grades A, B, C. For Grades B and C list pricing, use your electronic specification tool or contact customer service
- Soft glide option available

**21" PATIENT CHAIR**



Armless



Arm

		A	B	C	D	E	F	G	H	I
		J	K	L	M	N	O	P	Q	R
N81PAM	Armless	\$ 1894	1950	1994	2040	2091	2145	2190	2246	2302
		2358	2445	2621	2730	2788	2846	2902	2960	3014
N81PAAY	Arms, Poly	1921	1977	2021	2067	2118	2172	2217	2273	2329
		2385	2472	2648	2757	2815	2873	2929	2987	3041
N81PAAS	Arms, Gr A Solid Surface	2378	2434	2478	2524	2575	2629	2674	2730	2786
		2842	2929	3105	3214	3272	3330	3386	3444	3498

**DIMENSIONS**

Width	24	Seat Height	19	Arm Height	25¼	Armless Weight	46
Depth	27	Seat Depth	19	Back Height	45	Arm Weight	51
Height	45	Seat Width	21	Back Width	21	Cubic Ft.	25.9

- Contrasting fabric option - specify X; see page 724. For list pricing, use your electronic specification tool or contact customer service
- Solid surface available in Grades A, B, C. For Grades B and C list pricing, use your electronic specification tool or contact customer service
- Soft glide option available

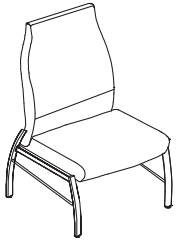
# WELI

## TO ORDER, SPECIFY:


1. Model Number
2. Fabric Grade Number
3. Fabric Grade Cover
4. Moisture Barrier
5. Arm Cap (when applicable)
6. Frame Color
7. Glides

- See page 723 for Weli options
- See page 733 for COM fabric yardage

### 27" PATIENT CHAIR



Armless



Arm

#### MODEL NO.

#### ALLIANCE PROGRAM PRICE GRADES


			A	B	C	D	E	F	G	H	I
			J	K	L	M	N	O	P	Q	R
N81PBM	Armless	\$	2303	2389	2457	2527	2605	2688	2756	2842	2927
			3013	3146	3416	3583	3671	3759	3845	3934	4017
N81PBAY	Arms, Poly		2334	2420	2488	2558	2636	2719	2787	2873	2958
			3044	3177	3447	3614	3702	3790	3876	3965	4048
N81PBAS	Arms, Gr A Solid Surface		2791	2877	2945	3015	3093	3176	3244	3330	3415
			3501	3634	3904	4071	4159	4247	4333	4422	4505

#### DIMENSIONS

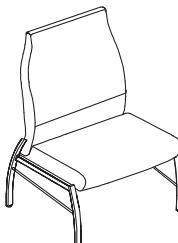
Width	30	Seat Height	19	Arm Height	25 3/4	Armless Weight	52
Depth	27	Seat Depth	19	Back Height	45	Arm Weight	57
Height	45	Seat Width	27	Back Width	27	Cubic Ft.	31.3

- Contrasting fabric option - specify X; see page 724. For list pricing, use your electronic specification tool or contact customer service
- Solid surface available in Grades A, B, C. For Grades B and C list pricing, use your electronic specification tool or contact customer service
- Soft glide option available

### 32" PATIENT CHAIR



Armless



Arm

			A	B	C	D	E	F	G	H	I
			J	K	L	M	N	O	P	Q	R
N81PCM	Armless	\$	2684	2783	2861	2942	3032	3128	3206	3305	3404
			3503	3656	3968	4160	4262	4364	4463	4565	4661
N81PCAY	Arms, Poly		2722	2821	2899	2980	3070	3166	3244	3343	3442
			3541	3694	4006	4198	4300	4402	4501	4603	4699
N81PCAS	Arms, Gr A Solid Surface		3178	3277	3355	3436	3526	3622	3700	3799	3898
			3997	4150	4462	4654	4756	4858	4957	5059	5155

#### DIMENSIONS

Width	35	Seat Height	19	Arm Height	25 3/4	Armless Weight	58
Depth	27	Seat Depth	19	Back Height	45	Arm Weight	63
Height	45	Seat Width	32	Back Width	32	Cubic Ft.	35.7

- Contrasting fabric option - specify X; see page 724. For list pricing, use your electronic specification tool or contact customer service
- Solid surface available in Grades A, B, C. For Grades B and C list pricing, use your electronic specification tool or contact customer service
- Soft glide option available

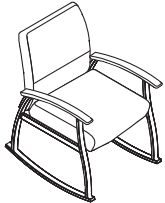


**TO ORDER, SPECIFY:**

1. Model Number
2. Fabric Grade Number
3. Fabric Grade Cover
4. Moisture Barrier
5. Arm Cap (when applicable)
6. Frame Color

- See page 723 for Weli options
- See page 733 for COM fabric yardage

**21" ROCKER**



**MODEL NO.**

**ALLIANCE PROGRAM PRICE GRADES**


		A	B	C	D	E	F	G	H	I
		J	K	L	M	N	O	P	Q	R
N81RAAY	Arms, Poly	\$ 2432	2482	2521	2561	2606	2654	2693	2743	2792
		2842	2918	3074	3170	3221	3272	3322	3373	3421
N81RAAS	Arms, Gr A Solid Surface	2888	2938	2977	3017	3062	3110	3149	3199	3248
		3298	3374	3530	3626	3677	3728	3778	3829	3877

**DIMENSIONS**

Width	24	Seat Height	18	Arm Height	25%	Weight	49
Depth	27	Seat Depth	19	Back Height	34%	Cubic Ft.	21.1
Height	34%	Seat Width	21	Back Width	27		

- Contrasting fabric option - specify X; see page 724. For list pricing, use your electronic specification tool or contact customer service
- Solid surface available in Grades A, B, C. For Grades B and C list pricing, use your electronic specification tool or contact customer service

**27" ROCKER**




		A	B	C	D	E	F	G	H	I
		J	K	L	M	N	O	P	Q	R
N81RBAY	Arms, Poly	\$ 2747	2830	2895	2962	3037	3117	3182	3265	3347
		3430	3557	3817	3977	4062	4147	4230	4315	4395
N81RBAS	Arms, Gr A Solid Surface	3204	3287	3352	3419	3494	3574	3639	3722	3804
		3887	4014	4274	4434	4519	4604	4687	4772	4852

**DIMENSIONS**

Width	30	Seat Height	18	Arm Height	25%	Weight	54
Depth	27	Seat Depth	19	Back Height	34%	Cubic Ft.	25.5
Height	34%	Seat Width	27	Back Width	27		

- Contrasting fabric option - specify X; see page 724. For list pricing, use your electronic specification tool or contact customer service
- Solid surface available in Grades A, B, C. For Grades B and C list pricing, use your electronic specification tool or contact customer service

**32" ROCKER**



		A	B	C	D	E	F	G	H	I
		J	K	L	M	N	O	P	Q	R
N81RCAY	Arms, Poly	\$ 2878	2961	3026	3093	3168	3248	3313	3396	3478
		3561	3688	3948	4108	4193	4278	4361	4446	4526
N81RCAS	Arms, Gr A Solid Surface	3335	3418	3483	3550	3625	3705	3770	3853	3935
		4018	4145	4405	4565	4650	4735	4818	4903	4983

**DIMENSIONS**

Width	35	Seat Height	18	Arm Height	25%	Weight	59
Depth	27	Seat Depth	19	Back Height	34%	Cubic Ft.	29.1
Height	34%	Seat Width	32	Back Width	32		

- Contrasting fabric option - specify X; see page 724. For list pricing, use your electronic specification tool or contact customer service
- Solid surface available in Grades A, B, C. For Grades B and C list pricing, use your electronic specification tool or contact customer service

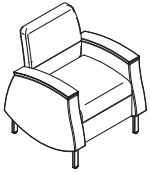
# WELI

## TO ORDER, SPECIFY:

1. Model Number
2. Fabric Grade Number
3. Fabric Grade Cover
4. Moisture Barrier
5. Grommet Cutout
6. Arm Cap (when applicable)
7. Frame Color
8. Glides

- See page 723 for Weli options
- See page 733 for COM fabric yardage

### 1 SEAT LOUNGE



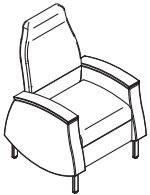
MODEL NO.			ALLIANCE PROGRAM PRICE GRADES								
			A	B	C	D	E	F	G	H	I
			J	K	L	M	N	O	P	Q	R
N81L1AAY	1 Seat Lounge, Poly Arms	\$	2665	2777	2865	2957	3059	3168	3256	3368	3481
			3593	3766	4120	4337	4453	4569	4681	4796	4905
N81L1AAS	1 Seat Lounge, Gr A Solid Surface		3122	3234	3322	3414	3516	3625	3713	3825	3938
			4050	4223	4577	4794	4910	5026	5138	5253	5362

#### DIMENSIONS

Width	29	Seat Height	19	Arm Height	25¼	Weight	84.4
Depth	29¾	Seat Depth	19	Back Height	35½	Cubic Ft.	21.0
Height	35½	Seat Width	21	Back Width	21		

• Solid surface available in Grades A, B, C. For Grades B and C list pricing, use your electronic specification tool or contact customer service

### 1 SEAT PATIENT LOUNGE



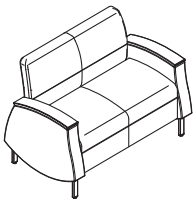
MODEL NO.			A	B	C	D	E	F	G	H	I
			J	K	L	M	N	O	P	Q	R
			N81LP1AAY	1 Seat Patient Lounge, Poly Arms	\$	2934	3060	3158	3261	3375	3497
			3972	4165	4561	4804	4933	5062	5188	5317	5438
N81LP1AAS	1 Seat Patient Lounge, Gr A Solid Surface		3391	3517	3615	3718	3832	3954	4052	4178	4303
			4429	4622	5018	5261	5390	5519	5645	5774	5895

#### DIMENSIONS

Width	29	Seat Height	19	Arm Height	25¼	Weight	95.5
Depth	29¾	Seat Depth	19	Back Height	44¼	Cubic Ft.	25.6
Height	44¼	Seat Width	21	Back Width	21		

• Solid surface available in Grades A, B, C. For Grades B and C list pricing, use your electronic specification tool or contact customer service

### 2 SEAT LOUNGE



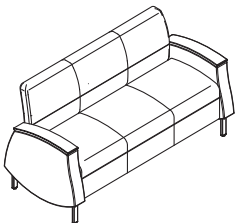
MODEL NO.			A	B	C	D	E	F	G	H	I
			J	K	L	M	N	O	P	Q	R
			N81L2AAY	2 Seat Lounge, Poly Arms	\$	3479	3634	3756	3883	4024	4174
			4762	5002	5490	5791	5951	6111	6266	6426	6576
N81L2AAS	2 Seat Lounge, Gr A Solid Surface		3934	4089	4211	4338	4479	4629	4752	4907	5062
			5217	5457	5945	6246	6406	6566	6721	6881	7031

#### DIMENSIONS

Width	50	Seat Height	19	Arm Height	25¼	Weight	122.8
Depth	29¾	Seat Depth	19	Back Height	35½	Cubic Ft.	35.5
Height	35½	Seat Width	42	Back Width	42		

• Solid surface available in Grades A, B, C. For Grades B and C list pricing, use your electronic specification tool or contact customer service

### 3 SEAT LOUNGE



MODEL NO.			A	B	C	D	E	F	G	H	I
			J	K	L	M	N	O	P	Q	R
			N81L3AAY	3 Seat Lounge, Poly Arms	\$	4369	4571	4729	4894	5077	5272
			6035	6346	6980	7371	7578	7785	7987	8194	8389
N81L3AAS	3 Seat Lounge, Gr A Solid Surface		4826	5028	5186	5351	5534	5729	5888	6089	6290
			6492	6803	7437	7828	8035	8242	8444	8651	8846

#### DIMENSIONS

Width	71	Seat Height	19	Arm Height	25¼	Weight	144.4
Depth	29¾	Seat Depth	19	Back Height	35½	Cubic Ft.	50.0
Height	35½	Seat Width	63	Back Width	63		

• Solid surface available in Grades A, B, C. For Grades B and C list pricing, use your electronic specification tool or contact customer service

#### ELECTRICAL KIT SPECIFICATION GUIDE

Large Model	Power Component Requirement
1 Seat	1 Power Infeed + Grommet
2 Seat (1 or 2 grommet)	1 Power Infeed + Grommet(s)
3 Seat (1 grommet)	1 Power Infeed + Grommet
3 Seat (2 or 3 grommets)	NACEL4KTA1 + Grommets

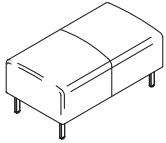
See page 96 for details and pricing

**TO ORDER, SPECIFY:**

1. Model Number
2. Fabric Grade Number
3. Fabric Grade Cover
4. Moisture Barrier
5. Grommet Cutout
6. Frame Color
7. Glides

- See page 723 for Weli options
- See page 733 for COM fabric yardage

**2 SEAT BENCH**



**MODEL NO.**

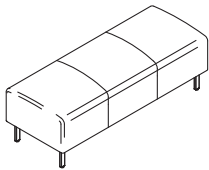
**ALLIANCE PROGRAM PRICE GRADES**

				A	B	C	D	E	F	G	H	I
				J	K	L	M	N	O	P	Q	R
N81B2M	2 Seat Bench	\$		1666	1726	1772	1821	1875	1933	1979	2039	2098
				2158	2249	2437	2552	2613	2674	2734	2795	2852

**DIMENSIONS**

Width	42½	Seat Height	20	Weight	92.4
Depth	25	Seat Depth	20½	Cubic Ft.	17.5
Height	20½				

**3 SEAT BENCH**

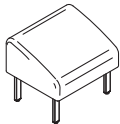


				A	B	C	D	E	F	G	H	I
				J	K	L	M	N	O	P	Q	R
N81B3M	3 Seat Bench	\$		2257	2356	2434	2515	2605	2701	2779	2878	2977
				3076	3229	3541	3733	3835	3937	4036	4138	4234

**DIMENSIONS**

Width	63¾	Seat Height	20	Weight	103.5
Depth	25	Seat Depth	20½	Cubic Ft.	25.9
Height	20½				

**OTTOMAN**



				A	B	C	D	E	F	G	H	I
				J	K	L	M	N	O	P	Q	R
N81D1A	Ottoman	\$		1103	1140	1168	1198	1231	1266	1295	1331	1367
				1404	1460	1574	1645	1682	1719	1756	1793	1828

**DIMENSIONS**

Width	21	Seat Height	20	Weight	25.1
Depth	18	Seat Depth	20½	Cubic Ft.	5.7
Height	18½				


# WELI

## TO ORDER, SPECIFY:

1. Model Number
2. Laminate/Solid Surface
3. Paint
4. Glides

• See page 723 for Weli options

### OVAL TABLE



#### MODEL NO.

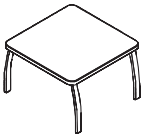
#### ALLIANCE PROGRAM PRICE GRADES

		GRADE A	GRADE B	GRADE C
N81T2448MGOL	24 x 48, Laminate	\$ 2205		
N81T2448MGOS	24 x 48, Solid Surface	3511	3775	4127

#### DIMENSIONS

Width	24	Laminate Weight	24
Depth	48	Solid Surface Weight	34
Height	16¼	Cubic Ft.	6.5

### FREESTANDING TABLE

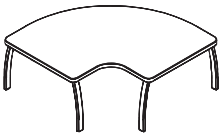


		GRADE A	GRADE B	GRADE C
N81T2424ENL	24 x 24, Laminate	\$ 1502		
N81T2424ENS	24 x 24, Solid Surface	2612	2751	2935

#### DIMENSIONS

Width	24½	Laminate Weight	24
Depth	25¼	Solid Surface Weight	34
Height	16¼	Cubic Ft.	3.6

### 90 DEGREE ROUNDED CORNER FREESTANDING TABLE



		GRADE A	GRADE B	GRADE C
N81T3636CNL	Laminate	\$ 2205		
N81T3636CNS	Solid Surface	3511	3834	4266

#### DIMENSIONS

Width	38½	Laminate Weight	35
Depth	38½	Solid Surface Weight	49
Height	16¼	Cubic Ft.	7.4

## COM YARDAGE REQUIREMENTS

### COM YARDAGE REQUIREMENTS (54" WIDTH – CUT UP THE ROLL)

MODEL	RAILROADED Contact customer service 800-634-9510 for ydg requirements	NON DIRECTIONAL OR SOLID	1"-4" REPEAT	5"-11" REPEAT	12"-18" REPEAT	COL SQUARE FEET
			4" VERTICAL X 4" HORIZONTAL	11" VERTICAL X 11" HORIZONTAL	18" VERTICAL X 18" HORIZONTAL	
N81GAAS, N81GAAY, N81GAM, N81HAAS, N81HAAY, N81RAAS, N81RAAY	Upholstery	1.50	1.90	3.20	4.70	27.3
N81GAASX, N81GAAYX, N81GAMX, N81HAASX, N81HAAYX, N81RAASX, N81RAAYX	Back Seat	1.00 1.00	1.40 1.20	2.30 1.80	2.90 2.70	17.9 17.9
N81PAAS, N81PAAY, N81PAM	Upholstery	1.70	2.40	3.70	4.70	32.2
N81PAASX, N81PAAYX, N81PAMX	Back Seat	1.20 1.00	1.70 1.20	2.80 1.80	3.30 2.70	22.2 17.9
N81GBAS, N81GBAY, N81GBM, N81HBAS, N81HBAY, N81RBAS, N81RBAY	Upholstery	2.50	2.80	3.50	4.70	47.7
N81GBASX, N81GBAYX, N81GBMX, N81HBASX, N81HBAYX, N81RBASX, N81RBAYX	Back Seat	1.60 1.00	1.70 1.30	2.40 1.70	2.90 2.70	30 17.9
N81PBAS, N81PBAY, N81PBM	Upholstery	2.60	3.30	4.10	4.70	50.1
N81PBASX, N81PBAYX, N81PBMX	Back Seat	1.80 1.00	2.30 1.30	3.10 1.70	3.40 2.70	32.2 17.9
N81ACES, N81ACEY, N81GCAS, N81GCAY, N81GCM, N81RCAS, N81RCAY	Upholstery	2.50	3.00	3.50	4.70	47.7
N81ACESX, N81ACEYX, N81GCASX, N81GCAYX, N81GCMX, N81RCASX, N81RCAYX	Back Seat	1.60 1.00	1.80 1.30	2.40 1.70	3.30 2.70	30.0 17.9
N81PCAS, N81PCAY, N81PCM	Upholstery	3.00	3.50	4.50	4.80	57.2
N81PCASX, N81PCAYX, N81PCM	Back Seat	2.10 1.00	2.50 1.30	3.10 1.70	3.80 2.70	39.4 17.9
N81LP1AAY	Complete	3.80	4.80	6.80	8.80	72.1
N81LP1AAYX	Back Seat Arms		2.00 1.10 2.70	2.50 1.90 3.80	3.80 2.20 4.40	25.6 17.3 42.2
N81L1AAY	Complete	3.40	4.60	6.00	7.40	66.0
N81L1AAYX	Back Seat Arms		1.70 1.10 2.70	2.10 1.90 3.80	3.00 3.20 4.40	23.3 17.3 42.2
N81L2AAY	Complete	4.70	5.50	9.10	11.90	90.9
N81L2AAYX	Back Seat Arms		2.50 1.60 2.70	3.90 3.20 3.80	6.00 4.70 4.40	38.3 26.1 42.2
N81L3AAY	Complete	6.10	7.60	10.50	11.00	118.5
N81L3AAYX	Back Seat Arms		3.40 2.20 2.70	4.80 3.50 3.80	5.40 4.20 4.40	18.2 38.9 42.2
N81D1A	Complete	1.20	1.30	1.50	2.70	20.1
N81B2M	Complete	1.80	2.00	4.10	4.80	32.8
N81B3M	Complete	2.70	2.90	4.10	6.30	51.6

