
Confide

LOUNGE, FREESTANDING TABLES

Product Specifications	102
Fabrics and Options	103
Contrasting Fabrics Specifications	104
Product Pages	105

GUEST, BARIATRIC, AND TABLES, BENCHES

Product Specifications	109
Fabrics and Options	110
Contrasting Fabrics Specifications	111
Product Pages	112

COM YARDAGE REQUIREMENTS

115

CONFIDE PRODUCT SPECIFICATIONS—LOUNGE, FREESTANDING TABLES

LOUNGE WITH UPHOLSTERED BACK PANELS

FRAME CONSTRUCTION

- Interior frame is constructed of plywood with tenon joints that are glued and stapled for maximum joint stability
- Welded leg assembly is screwed within the arm frame assembly
- 12-gauge back brackets are attached to the frame with wood screws

FULLY UPHOLSTERED BACK CONSTRUCTION

- 1" of high grade polyurethane foam covers a plywood back panel

EXPOSED WOOD BACK CONSTRUCTION

- 1" of high grade polyurethane foam covers a plywood back panel

SEAT CONSTRUCTION

- 3¼" of high grade polyurethane foam covers a plywood seat panel
- Easy clean wipe out feature

ARMS

- ¾" of high grade polyurethane foam covers a plywood constructed arm frame

CONTRASTING FABRIC

- Contrasting fabric available on all models

LEGS

- Front and back legs and cross member are made from 7⁄8" x 1¼" 16-gauge elliptical tubular steel. Cross member is joined to the front and back leg with metal inert gas (MIG) welds
- Wall saving design feature

TABLET ARM

- ¾" thick MDF core with black 3D Laminate or ¾" plywood core with maple veneer
- Attached with ¼" steel base plate and screws that mount over ¾" diameter insert rod and fits into structure of arm
- Allows for 360° swivel and writing surface of 14" W x 9½" D

GLIDES

- Front legs feature a 1" adjustable leveling glide
- Back legs feature a 1" adjustable 1" swivel leveling glide
- Soft glides are available for an additional upcharge

ARM CAPS

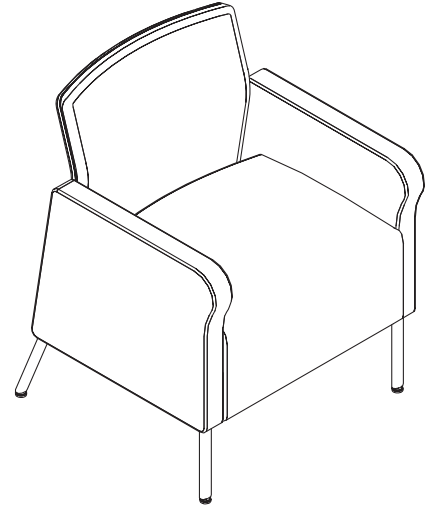
- Available with black protective polyurethane or decorative solid hard maple
- Arm cap is not an option on arm where tablet is specified
- Arm caps cannot be retrofitted to non-arm cap models
- Arm caps are field serviceable

FINISHES

- Concrete, Cinder, Iron, Platinum Metallic and Satin Nickel Metallic frames are finished with an electrostatic baked-on powder coat
- Wood components feature a catalyzed top coat that resists denting, peeling and reactions to chemicals
- Can be cleaned with a damp cloth
- When specifying Brighton, Natural, and Sonoma finish, variation in color is acceptable due to the nature of wood characteristics

WOOD SPECIES

- Hard maple



TABLES

FRAME CONSTRUCTION

- Table frame is made from 7⁄8" x 1¼" 16-gauge elliptical tubular steel
- Cross members are made from 7⁄8" 16-gauge round tubular steel
- Cross members are joined to the U-bent side members with metal inert gas (MIG) welds

TOPS

- Veneer models feature a ¾" molded laminated HDF core slipmatched maple veneer
- Laminate models feature a ¾" molded laminated HDF core with laminate (HPL) top

SURFACE MATERIALS

See the Kimball Hospitality Surface Materials Reference Guide at kimballhospitality.com for a complete overview of our materials program, including:

- Characteristics of wood
- Special wood finishes
- Customer-specified laminate (CSL)
- Customer-specified paint (CSP)
- Fabric application and colorways
- Customer's own material (COM) process overview
- Alliance program

ALLIANCE FABRIC PROGRAM

Kimball Hospitality has analyzed each model to most accurately reflect the COM/COL yardage requirements shown on page 115.

The yardage requirement for each model is based on 54" W fabric and cutting the fabric up the roll.

If repeat is larger than 18", contact Customer Service to confirm the correct amount of yardage required. When ordering 10 or more chairs in the same COM, yardage requirements may be reduced.

Contact Customer Service.

PRICE GRADES A-R

See Surface Materials at www.kimballhospitality.com for a wide variety of graded-in fabrics from Arc-Com, Carnegie, CF Stinson, Designtex, Maharam, Mayer, Momentum, and Ultrafabrics.

FABRIC SAMPLES

If you need samples for presentation(s), contact our alliance partners directly at:

Arc-Com	800.223.5466	arc-com.com
Carnegie	800.727.6770	carnegiefabrics.com
CF Stinson	800.841.6279	cfstinson.com
Designtex	800.221.1540	designtex.com
Maharam	800.645.3943	maharam.com
Mayer	800.428.4415	mayerfabrics.com
Momentum	800.366.6839	memosamples.com
Ultrafabrics	877.309.6648	ultrafabricsllc.com

TABLET ARM

T	3D Laminate, Black
WAC	Wood, Autumn
WAD	Wood, Almond
WBZ	Wood, Brazilwood
WCI	Wood, Chai
WCL	Wood, Caramel
WCW	Wood, Cordovan
WDW	Wood, Judicial
WHN	Wood, Honey
WIM	Wood, Brighton
WKN	Wood, Kona
WMC	Wood, Amber
WMH	Wood, Mocha
WNM	Wood, Natural
WPB	Wood, Portobello
WPC	Wood, Porcini
WPT	Wood, Portico
WSK	Wood, Skyline
WSM	Wood, Sonoma
WTF	Wood, Truffle
WWL	Wood, Willow
W405	Wood, Designer White
W462	Wood, Cinder
W792	Wood, Sable
W793	Wood, Acorn*

FINISHES

AC	Autumn	NM	Natural
AD	Almond	PB	Portobello
BZ	Brazilwood	PC	Porcini
CI	Chai	PT	Portico
CL	Caramel	SK	Skyline
CW	Cordovan	SM	Sonoma
DW	Judicial	TF	Truffle
HN	Honey	WL	Willow
IM	Brighton	405	Designer White
KN	Kona	462	Cinder
MC	Amber	792	Sable
MH	Mocha	793	Acorn*

*Acorn is the finish complement to Clear Walnut finish

LAMINATES

AC2	Autumn 2	NM	Natural
AD	Almond	PB	Portobello
BZ	Brazilwood	PC	Porcini
CI	Chai	PT	Portico
CL	Caramel	SK	Skyline
CW	Cordovan	SM	Sonoma
DW	Judicial	TF	Truffle
HN2	Honey 2	WL	Willow
IM	Brighton	405	Designer White
KN	Kona	462	Cinder
MC	Amber	792	Sable
MH	Mocha	793	Acorn*

*Acorn is the finish and laminate complement to Clear Walnut finish

ARM CAP

(\$125 upcharge per polyurethane arm cap, \$213 upcharge per wood arm cap)

CAP_U	Polyurethane	CAP_NM	Natural
CAP_AC	Autumn	CAP_PB	Portobello
CAP_AD	Almond	CAP_PC	Porcini
CAP_BZ	Brazilwood	CAP_PT	Portico
CAP_CI	Chai	CAP_SK	Skyline
CAP_CL	Caramel	CAP_SM	Sonoma
CAP_CW	Cordovan	CAP_TF	Truffle
CAP_DW	Judicial	CAP_WL	Willow
CAP_HN	Honey	CAP_405	Designer White
CAP_IM	Brighton	CAP_462	Cinder
CAP_KN	Kona	CAP_792	Sable
CAP_MC	Amber	CAP_793	Acorn*
CAP_MH	Mocha	X	No Cap

LEG COLORS

423	Concrete
462	Cinder
463	Iron
501	Platinum Metallic
503	Satin Nickel Metallic

GLIDES

STD	Standard
C10	Soft (add \$41 list)

TO ORDER CONTRASTING FABRIC, SPECIFY

CONFIDE, LOUNGE

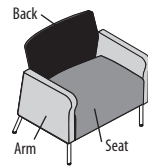
1 Seat Lounge page 105

2 Seat Lounge page 105

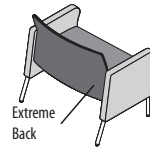
3 Seat Lounge page 106

Bariatric Lounge page 107

1. Model Number plus "X"
2. Back Fabric Grade Number/Cover Number
3. Extreme Back Fabric Grade Number/Cover Number
4. Seat Fabric Grade Number/Cover Number
5. Arm Fabric Grade Number/Cover Number
6. Tablet and Finish (when applicable)
7. Arm Cap (when applicable)
8. Wood Back Finish Color (when applicable)
9. Leg Color



Contrasting Upholstery



Contrasting Upholstery Back View

TO ORDER, SPECIFY:

1. Model Number
2. Fabric Grade Number
3. Fabric Cover Number
4. Tablet and Finish (when applicable)
5. Arm Cap (when applicable)
6. Wood Back Finish Color (when applicable)
7. Leg Color

- See page 103 for Confide options
- See pages 115-116 for COM fabric yardage

1 SEAT LOUNGE



Upholstered



Wood Back



Tablet and Arm Cap

MODEL NO.

ALLIANCE PROGRAM PRICE GRADES


			A	B	C	D	E	F	G	H	I
			J	K	L	M	N	O	P	Q	R
N78LAU	Upholstered Back	\$	3220	3338	3428	3524	3629	3741	3834	3949	4065
			4183	4362	4727	4954	5073	5191	5309	5428	5540
N78LAW	Wood Back		3423	3534	3618	3708	3807	3912	3999	4107	4215
			4326	4494	4836	5049	5160	5271	5382	5493	5598
N78LAUR	Upholstered Back Tablet Right Arm		3611	3729	3819	3915	4020	4132	4225	4340	4456
N78LAUL	Upholstered Back Tablet Left Arm		3611	3729	3819	3915	4020	4132	4225	4340	4456
			4574	4753	5118	5345	5464	5582	5700	5819	5931
N78LAWR	Wood Back Tablet Right Arm		3814	3925	4009	4099	4198	4303	4390	4498	4606
			4717	4885	5227	5440	5551	5662	5773	5884	5989
N78LAWL	Wood Back Tablet Left Arm		3814	3925	4009	4099	4198	4303	4390	4498	4606
			4717	4885	5227	5440	5551	5662	5773	5884	5989

DIMENSIONS


Width	27¼	Seat Height	18½	Arm Height	26	Weight	70
Depth	26%	Seat Depth	19	Back Height	33%	Cubic Ft.	21.8
Height	33%	Seat Width	21½	Back Width	21½	Weight with Tablet	77
						Cubic Ft. with Tablet	21.8

- Contrasting fabric option – specify X (i.e., N78LAUX); see page 104. For list pricing, use your electronic specification tool or contact customer service
- Arm cap is not an option on arm where tablet is specified
- Soft glide option available
- Polyurethane arm cap option available for a \$125 list upcharge per cap
- Wood arm cap option available for a \$213 list upcharge per cap


2 SEAT LOUNGE



Upholstered



Wood Back



Tablet and Arm Cap

			A	B	C	D	E	F	G	H	I
			J	K	L	M	N	O	P	Q	R
N78LBU	Upholstered Back	\$	4216	4390	4522	4663	4818	4982	5119	5288	5457
			5631	5894	6430	6764	6938	7112	7285	7459	7624
N78LBW	Wood Back		4635	4797	4921	5053	5198	5352	5479	5638	5796
			5959	6205	6707	7019	7182	7345	7508	7671	7825
N78LBUR	Upholstered Back Tablet Right Arm		4607	4781	4913	5054	5209	5373	5510	5679	5848
N78LBUL	Upholstered Back Tablet Left Arm		4607	4781	4913	5054	5209	5373	5510	5679	5848
			6022	6285	6821	7155	7329	7503	7676	7850	8015
N78LBUB	Upholstered Back Tablet Both Arms		4997	5171	5303	5444	5599	5763	5900	6069	6238
			6412	6675	7211	7545	7719	7893	8066	8240	8405
N78LBWR	Wood Back Tablet Right Arm		5025	5187	5311	5443	5588	5742	5869	6028	6186
			6349	6595	7097	7409	7572	7735	7898	8061	8215
N78LBWL	Wood Back Tablet Left Arm		5025	5187	5311	5443	5588	5742	5869	6028	6186
			6349	6595	7097	7409	7572	7735	7898	8061	8215
N78LBWB	Wood Back Tablet Both Arms		5412	5574	5698	5830	5975	6129	6256	6415	6573
			6736	6982	7484	7796	7959	8122	8285	8448	8602

DIMENSIONS

Width	49	Seat Height	18½	Arm Height	26	Weight	105
Depth	26%	Seat Depth	19	Back Height	33%	Cubic Ft.	37.5
Height	33%	Seat Width	21½	Back Width	21½	Weight with Tablet	119
						Cubic Ft. with Tablet	37.5

- Contrasting fabric option – specify X (i.e., N78LBUX); see page 104. For list pricing, use your electronic specification tool or contact customer service
- Arm cap is not an option on arm where tablet is specified
- Soft glide option available
- Polyurethane arm cap option available for a \$125 list upcharge per cap
- Wood arm cap option available for a \$213 list upcharge per cap

TO ORDER, SPECIFY:


1. Model Number
2. Fabric Grade Number
3. Fabric Cover Number
4. Tablet and Finish (when applicable)
5. Arm Cap (when applicable)
6. Wood Back Finish Color (when applicable)
7. Leg Color

- See page 103 for Confide options
- See pages 115-116 for COM fabric yardage


3 SEAT LOUNGE

MODEL NO.


ALLIANCE PROGRAM PRICE GRADES



Upholstered



Wood Back



Tablet and Arm Cap

			A	B	C	D	E	F	G	H	I
			J	K	L	M	N	O	P	Q	R
N78LCU	Upholstered Back	\$	5314	5550	5730	5922	6133	6357	6542	6773	7003
			7240	7598	8328	8782	9019	9256	9493	9730	9954
N78LCW	Wood Back		6015	6241	6411	6594	6796	7009	7186	7406	7625
			7851	8193	8888	9321	9547	9773	9998	10224	10437
N78LCUR	Upholstered Back Tablet Right Arm		5705	5941	6121	6313	6524	6748	6933	7164	7394
			7631	7989	8719	9173	9410	9647	9884	10121	10345
N78LCUL	Upholstered Back Tablet Left Arm		5705	5941	6121	6313	6524	6748	6933	7164	7394
			7631	7989	8719	9173	9410	9647	9884	10121	10345
N78LCUB	Upholstered Back Tablet Both Arms		6093	6329	6509	6701	6912	7136	7321	7552	7782
			8019	8377	9107	9561	9798	10035	10272	10509	10733
N78LCWR	Wood Back Tablet Right Arm		6406	6632	6802	6985	7187	7400	7577	7797	8016
			8242	8584	9279	9712	9938	10164	10389	10615	10828
N78LCWL	Wood Back Tablet Left Arm		6406	6632	6802	6985	7187	7400	7577	7797	8016
			8242	8584	9279	9712	9938	10164	10389	10615	10828
N78LCWB	Wood Back Tablet Both Arms		6793	7019	7189	7372	7574	7787	7964	8184	8403
			8629	8971	9666	10099	10325	10551	10776	11002	11215

DIMENSIONS

Width	71	Seat Height	18½	Arm Height	26	Weight	140
Depth	26%	Seat Depth	19	Back Height	33%	Cubic Ft.	51.8
Height	33%	Seat Width	21½	Back Width	21½	Weight with Tablet	154
						Cubic Ft. with Tablet	63.9

- Contrasting fabric option – specify X (i.e., N78LCUX); see page 104. For list pricing, use your electronic specification tool or contact customer service
- Arm cap is not an option on arm where tablet is specified
- Soft glide option available
- Polyurethane arm cap option available for a \$125 list upcharge per cap
- Wood arm cap option available for a \$213 list upcharge per cap

TO ORDER, SPECIFY:

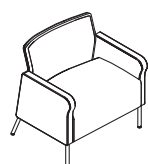
1. Model Number
2. Fabric Grade Number
3. Fabric Cover Number
4. Tablet and Finish (when applicable)
5. Arm Cap (when applicable)
6. Wood Back Finish Color (when applicable)
7. Leg Color

- See page 103 for Confide options
- See pages 115-116 for COM fabric yardage

BARIATRIC LOUNGE

MODEL NO.

ALLIANCE PROGRAM PRICE GRADES



Upholstered



Wood Back



Arm Caps

			A	B	C	D	E	F	G	H	I
			J	K	L	M	N	O	P	Q	R
N78LEU	Upholstered Back	\$	3620	3772	3886	4009	4145	4288	4407	4555	4702
			4854	5084	5551	5842	5994	6146	6297	6449	6592
N78LEW	Wood Back		3909	4050	4156	4270	4396	4529	4639	4776	4912
			5053	5266	5699	5969	6109	6250	6391	6531	6664

DIMENSIONS

Width	37	Seat Height	18½	Arm Height	26	Weight	75
Depth	26¾	Seat Depth	19	Back Height	33¾	Cubic Ft.	31.0
Height	35¾	Seat Width	31½	Back Width	31½		

- Meets 500 lb. weight load
- Contrasting fabric option – specify X (i.e., N78LEUX); see page 104. For list pricing, use your electronic specification tool or contact customer service
- Soft glide option available
- Polyurethane arm cap option available for a \$125 list upcharge per cap
- Wood arm cap option available for a \$213 list upcharge per cap

CONFIDE

TO ORDER, SPECIFY:

1. Model Number
2. Finish/Laminate Designator
3. Leg Color
4. Glide

• See page 103 for Confide options

PERSONAL PULL-UP TABLE



MODEL NO. LIST PRICE

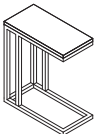
10N1622RTPUW	Wood	\$ 1470
10N1622RTPUL	Laminate	1470

DIMENSIONS

Width	22	Weight	32
Depth	13 $\frac{3}{4}$	Cubic Ft.	9.25
Height	28 $\frac{1}{2}$		

- 50 lb. weight limit
- Specify metal finish (423) Concrete, (462) Cinder, (463) Iron, (501) Platinum Metallic, or (503) Satin Nickel Metallic
- Veneer species is maple
- Acorn is the laminate/wood complement to Clear Walnut finish

PERSONAL PULL-UP TABLE



White Marble

10N1120RTPU2SS	White Marble	\$ 1036
10N1620RTPU2SB	Black Marble	1036

DIMENSIONS - WHITE MARBLE

Width	20	Weight	30
Depth	11	Cubic Ft.	5
Height	25		

DIMENSIONS - BLACK MARBLE

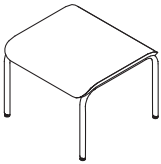
Width	20	Weight	30
Depth	16	Cubic Ft.	6.95
Height	25		

- 50 lb. weight limit
- White Marble model has a Platinum Metallic base; Black Marble model has a Cinder base
- 10N1620RTPU2SB top material is Porcelain with pattern Nero Marquina
- 10N1120RTPU2SS top material is Natural Marble species of Bianco Crown Marble
- Specify model number only



Black Marble

END TABLE



End Table

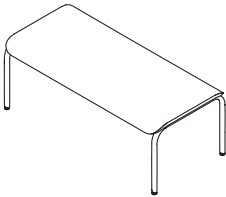
N78SNW	Wood	\$ 1560
N78SNL	Laminate	1560

DIMENSIONS

Width	22	Weight	15
Depth	21 $\frac{1}{4}$	Cubic Ft.	6.8
Height	16 $\frac{5}{16}$		

- Soft glide option available

MAGAZINE TABLE



Magazine Table

N78SMW	Wood	\$ 2426
N78SML	Laminate	2426

DIMENSIONS

Width	44	Weight	24
Depth	21 $\frac{1}{4}$	Cubic Ft.	14.2
Height	16 $\frac{5}{16}$		

- Soft glide option available

CONFIDE PRODUCT SPECIFICATIONS—GUEST, BARIATRIC, AND TABLES, BENCHES

SIDE SEATING

SEAT CONSTRUCTION

- 2" of high grade polyurethane foam covers a plywood seat panel
- Easy clean wipe out feature

FULLY UPHOLSTERED BACK CONSTRUCTION

- 1" of high grade polyurethane foam covers a plywood back panel

EXPOSED WOOD BACK CONSTRUCTION

- 1" of high grade polyurethane foam covers a plywood back panel

ARMS

- Arms are die-cast aluminum available in Cinder, Platinum Metallic and Satin Nickel Metallic

FRAME CONSTRUCTION

- Frame is made from $\frac{7}{8}$ " x $1\frac{1}{4}$ " 16-gauge elliptical tubular steel
- Cross members are joined with metal inert gas (MIG) welds
- Wall saving design feature

CONTRASTING FABRIC

- Contrasting fabric available on all models except benches

ARM CAPS

- Black protective polyurethane is standard on all models
- Decorative solid hard maple cap option is available

GLIDES


- Front leg features a 1" adjustable leveling glide
- Back leg features a 1" adjustable swivel glide
- Soft glides are available for an additional upcharge

FINISHES

- Concrete, Cinder, Iron, Platinum Metallic and Satin Nickel Metallic frames are finished with an electrostatic baked-on powder coat
- Wood components feature a catalyzed top coat that resists denting, peeling and reactions to chemicals
- Can be cleaned with a damp cloth
- When specifying Brighton, Natural, and Sonoma finish, variation in color is acceptable due to the nature of wood characteristics

WOOD SPECIES

- Hard maple



TABLES

FRAME CONSTRUCTION

- Table frame is made from $\frac{7}{8}$ " x $1\frac{1}{4}$ " 16-gauge elliptical tubular steel
- Cross members are made from $\frac{7}{8}$ " 16-gauge round tubular steel
- Cross members are joined to the U-bent side members with metal inert gas (MIG) welds

TOPS

- Veneer models feature a $\frac{3}{4}$ " molded laminated HDF core slipmatched maple veneer
- Laminate models feature a $\frac{3}{4}$ " molded laminated HDF core with laminate (HPL) top

SURFACE MATERIALS

See the Kimball Hospitality Surface Materials Reference Guide at kimballhospitality.com for a complete overview of our materials program, including:

- Characteristics of wood
- Special wood finishes
- Customer-specified laminate (CSL)
- Customer-specified paint (CSP)
- Fabric application and colorways
- Customer's own material (COM) process overview
- Alliance program

ALLIANCE FABRIC PROGRAM

Kimball Hospitality has analyzed each model to most accurately reflect the COM/CDL yardage requirements shown on page 115.

The yardage requirement for each model is based on 54" W fabric and cutting the fabric up the roll.

If repeat is larger than 18", contact Customer Service to confirm the correct amount of yardage required. When ordering 10 or more chairs in the same COM, yardage requirements may be reduced.

Contact Customer Service.

PRICE GRADES A-R

See Surface Materials at www.kimballhospitality.com for a wide variety of graded-in fabrics from Arc-Com, Carnegie, CF Stinson, Designtex, Maharam, Mayer, Momentum, and Ultrafabrics.

FABRIC SAMPLES

If you need samples for presentation(s), contact our alliance partners directly at:

Arc-Com	800.223.5466	arc-com.com
Carnegie	800.727.6770	carnegiefabrics.com
CF Stinson	800.841.6279	cfstinson.com
Designtex	800.221.1540	designtex.com
Maharam	800.645.3943	maharam.com
Mayer	800.428.4415	mayerfabrics.com
Momentum	800.366.6839	memosamples.com
Ultrafabrics	877.309.6648	ultrafabricsllc.com

FINISHES

AC	Autumn	NM	Natural
AD	Almond	PB	Portobello
BZ	Brazilwood	PC	Porcini
CI	Chai	PT	Portico
CL	Caramel	SK	Skyline
CW	Cordovan	SM	Sonoma
DW	Judicial	TF	Truffle
HN	Honey	WL	Willow
IM	Brighton	405	Designer White
KN	Kona	462	Cinder
MC	Amber	792	Sable
MH	Mocha	793	Acorn*

LAMINATES

AC2	Autumn 2	NM	Natural
AD	Almond	PB	Portobello
BZ	Brazilwood	PC	Porcini
CI	Chai	PT	Portico
CL	Caramel	SK	Skyline
CW	Cordovan	SM	Sonoma
DW	Judicial	TF	Truffle
HN2	Honey 2	WL	Willow
IM	Brighton	405	Designer White
KN	Kona	462	Cinder
MC	Amber	792	Sable
MH	Mocha	793	Acorn*

*Acorn is the finish and laminate complement to Clear Walnut finish

ARM CAP

(\$87 upcharge per wood arm cap)

CAP_U	Polyurethane
CAP_AC	Autumn
CAP_AD	Almond
CAP_BZ	Brazilwood
CAP_CI	Chai
CAP_CL	Caramel
CAP_CW	Cordovan
CAP_DW	Judicial
CAP_HN	Honey
CAP_IM	Brighton
CAP_KN	Kona
CAP_MC	Amber
CAP_MH	Mocha
CAP_NM	Natural
CAP_PB	Portobello
CAP_PC	Porcini
CAP_PT	Portico
CAP_SK	Skyline
CAP_SM	Sonoma
CAP_TF	Truffle
CAP_WL	Willow
CAP_405	Designer White
CAP_462	Cinder
CAP_792	Sable
CAP_793	Acorn*

POWDER COAT PAINTS

423	Concrete
462	Cinder
463	Iron
501	Platinum Metallic
503	Satin Nickel Metallic

GLIDES

STD	Standard
C10	Soft (add \$41 list)

CONFIDE

Guest page 112

Patient Guest page 113

Bariatric Guest page 113

1. Model Number plus "X"
2. Back Fabric Grade Number/Cover Number
3. Extreme Back Fabric Grade Number/Cover Number
4. Seat Fabric Grade Number/Cover Number
5. Arm Cap (when applicable)
6. Arm Cap Finish (when applicable)
7. Wood Back Finish Color (when applicable)
8. Frame Color
9. Glides







Back and Seat

CONFIDE

TO ORDER, SPECIFY:

1. Model Number
2. Fabric Grade Number
3. Fabric Cover Number
4. Arm Cap (when applicable)
5. Arm Cap Finish (when applicable)
6. Wood Back Finish Color (when applicable)
7. Frame Color
8. Glides

- See page 110 for Confide options
- See pages 115-116 for COM fabric yardage

GUEST	MODEL NO.	ALLIANCE PROGRAM PRICE GRADES									
		A	B	C	D	E	F	G	H	I	
		J	K	L	M	N	O	P	Q	R	
 Upholstered	N78GFMU Armless, Upholstered Back	\$ 1820	1875	1917	1962	2012	2064	2108	2162	2216	
		2271	2355	2526	2633	2688	2744	2799	2855	2907	
 Upholstered	N78GFMW Armless, Wood Back	2031	2082	2122	2164	2210	2259	2299	2350	2400	
		2452	2530	2690	2789	2841	2893	2945	2997	3046	
 Upholstered	N78GFAU Arms, Upholstered Back	1950	2005	2047	2092	2142	2194	2238	2292	2346	
		2401	2485	2656	2763	2818	2874	2929	2985	3037	
 Wood Back	N78GFAW Arms, Wood Back	2161	2212	2252	2294	2340	2389	2429	2480	2530	
		2582	2660	2820	2919	2971	3023	3075	3127	3176	

DIMENSIONS

Width	24	Seat Height	19	Arm Height	26¾	Armless Weight	46
Depth	23	Seat Depth	20	Back Height	33¾	Arm Weight	48
Height	33½	Seat Width	22½	Back Width	20¾	Cubic Ft.	16.3

- Contrasting fabric option – specify X (i.e., N78GFAUX); see page 111. For list pricing, use your electronic specification tool or contact customer service
- Polyurethane arm caps are standard. Wood arm cap option available for a \$87 list upcharge per cap
- Soft glide option available

TO ORDER, SPECIFY:

1. Model Number
2. Fabric Grade Number
3. Fabric Cover Number
4. Arm Cap (when applicable)
5. Arm Cap Finish (when applicable)
6. Wood Back Finish Color (when applicable)
7. Frame Color
8. Glides

- See page 110 for Confide options
- See pages 115-116 for COM fabric yardage

PATIENT GUEST



MODEL NO.

ALLIANCE PROGRAM PRICE GRADES

				A	B	C	D	E	F	G	H	I
				J	K	L	M	N	O	P	Q	R
N78PAU	Upholstered Back	\$		2273	2340	2390	2444	2504	2567	2619	2684	2748
				2815	2916	3121	3249	3315	3382	3449	3515	3578

DIMENSIONS

Width	24	Seat Height	19	Arm Height	26¾	Weight	51
Depth	23	Seat Depth	20	Back Height	33¾	Cubic Ft.	20.2
Height	44	Seat Width	22½	Back Width	20¾		

- Contrasting fabric option – specify X (i.e., N78PAUX); see page 111. For list pricing, use your electronic specification tool or contact customer service
- Polyurethane arm caps are standard. Wood arm cap option available for a \$87 list upcharge per cap
- Soft glide option available

BARIATRIC GUEST



Upholstered



Wood Back

				A	B	C	D	E	F	G	H	I
				J	K	L	M	N	O	P	Q	R
N78GEAU	Upholstered Back	\$		3026	3104	3162	3225	3295	3368	3429	3505	3580
				3658	3776	4015	4164	4242	4320	4397	4475	4548
N78GEAW	Wood Back			3317	3387	3441	3498	3560	3627	3682	3750	3819
				3889	3995	4212	4347	4417	4488	4558	4628	4695

DIMENSIONS

Width	34	Seat Height	19	Arm Height	26¾	Weight	60
Depth	23	Seat Depth	20	Back Height	33¾	Cubic Ft.	24.6
Height	33½	Seat Width	32	Back Width	30¾		

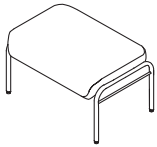
- Contrasting fabric option – specify X (i.e., N78GEAUX); see page 111. For list pricing, use your electronic specification tool or contact customer service
- Polyurethane arm caps are standard. Wood arm cap option available for a \$87 list upcharge per cap
- Meets 500 lb. weight load
- Soft glide option available

TO ORDER, SPECIFY:

1. Model Number
2. Fabric Grade Number
3. Fabric Cover Number
4. Arm Cap (when applicable)
5. Arm Cap Finish (when applicable)
6. Frame Color
7. Glides

- See page 110 for Confide options
- See pages 115-116 for COM fabric yardage

1 SEAT BENCH



MODEL NO.

ALLIANCE PROGRAM PRICE GRADES

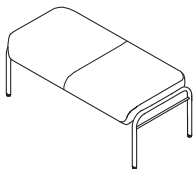
				A	B	C	D	E	F	G	H	I
				J	K	L	M	N	O	P	Q	R
N78D1M	Armless	\$		1495	1536	1566	1599	1636	1674	1706	1746	1785
				1826	1888	2013	2091	2132	2173	2213	2254	2292

DIMENSIONS

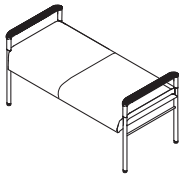
Width	24	Seat Height	18¾	Weight	55
Depth	22½	Seat Depth	22½	Cubic Ft.	8.2
Height	18¾	Seat Width	24		

- Soft glide option available

2 SEAT BENCH



Armless



Arms

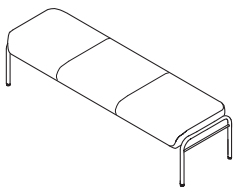
				A	B	C	D	E	F	G	H	I
				J	K	L	M	N	O	P	Q	R
N78D2M	Armless	\$		1924	1991	2041	2095	2155	2218	2270	2335	2399
				2466	2567	2772	2900	2966	3033	3100	3166	3229
N78D2A	Arms			2532	2599	2649	2703	2763	2826	2878	2943	3007
				3074	3175	3380	3508	3574	3641	3708	3774	3837

DIMENSIONS

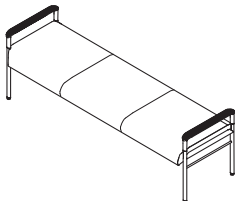
Width	46¾	Seat Height	18¾	Arm Height	24¾	Armless Weight	65
Depth	22½	Seat Depth	22½			Arm Weight	70
Armless Height	18¾	Seat Width	46			Armless Cubic Ft.	20.6
Arm Height	24¾					Arm Cubic Ft.	22.6

- Polyurethane arm caps are standard. Wood arm cap option available for a \$87 list upcharge per cap
- Soft glide option available

3 SEAT BENCH



Armless



Arms

				A	B	C	D	E	F	G	H	I
				J	K	L	M	N	O	P	Q	R
N78D3M	Armless	\$		2556	2637	2699	2765	2837	2914	2978	3057	3137
				3218	3341	3592	3748	3830	3911	3992	4074	4151
N78D3A	Arms			3205	3286	3348	3414	3486	3563	3627	3706	3786
				3867	3990	4241	4397	4479	4560	4641	4723	4800

DIMENSIONS

Width	67	Seat Height	18¾	Arm Height	24¾	Armless Weight	75
Depth	22½	Seat Depth	22½			Arm Weight	80
Armless Height	18¾	Seat Width	63			Armless Cubic Ft.	29.7
Arm Height	24¾					Arm Cubic Ft.	32.1

- Polyurethane arm caps are standard. Wood arm cap option available for a \$87 list upcharge per cap
- Soft glide option available

COM YARDAGE REQUIREMENTS

COM YARDAGE REQUIREMENTS (54" WIDTH – CUT UP THE ROLL)

MODEL	RAILROADED Contact customer service 800-634-9510 for ydg requirements	NON DIRECTIONAL OR SOLID	1"-4" REPEAT	5"-11" REPEAT	12"-18" REPEAT	COL SQUARE FEET
			4" VERTICAL X 4" HORIZONTAL	11" VERTICAL X 11" HORIZONTAL	18" VERTICAL X 18" HORIZONTAL	
N78PAU		1.80	2.20	2.90	3.00	35.5
N78GEAU		2.10	2.30	3.50	3.90	41.5
N78GEAW		1.90	2.00	3.20	3.50	36.5
N78GFAU, N78GFMU,		1.50	1.70	2.60	2.90	30
N78GFAW, N78GFMW,		1.40	1.50	2.20	2.90	26.5
N78D1M		1.10	1.20	1.30	1.70	21.5
N78D2M, N78D2A		1.80	1.90	2.20	3.20	34
N78D3M, N78D3A		2.20	2.30	2.90	4.70	43
N78PAUX	Back	1.00	1.20	1.20	1.10	20
	Extreme	1.00	1.10	1.20	1.10	19.5
	Seat	0.90	1.00	1.10	1.30	17
N78GEAUX	Back	0.80	0.80	1.40	1.40	14.5
	Extreme	0.70	0.80	0.80	0.90	12.75
	Seat	1.00	1.10	2.10	1.90	20
N78GEAWX	Back	0.60	0.70	1.20	1.30	12
	Extreme	0.60	0.70	0.70	0.90	10.5
	Seat	1.00	1.10	2.10	1.90	20
N78GFAUX, N78GFMUX,	Back	0.80	0.90	1.10	1.00	14.5
	Extreme	0.70	0.80	0.70	0.90	7
	Seat	0.90	1.00	1.10	1.30	17
N78GFAWX, N78GFMWX,	Back	0.60	0.70	0.70	0.90	12
	Extreme	0.60	0.70	0.70	0.90	5
	Seat	0.90	1.00	1.10	1.30	17
N78LAU, N78LAUR, N78LAUL		3.20	3.70	5.90	7.40	61
N78LAUX, N78LAURX,	Seat	1.30	1.30	1.30	2.80	23.5
N78LAULX	Back	1.00	1.00	1.20	1.10	18.5
	Arm	1.80	1.80	2.80	3.90	34
	Extreme Back	0.90	1.00	1.10	1.00	8
N78LAW, N78LAWR,		3.00	3.70	5.90	7.40	57.5
N78LAWL						
N78LAWX, N78LAWRX,	Seat	1.30	1.30	1.30	2.80	23.5
N78LAWLX	Front Back	0.90	1.10	1.10	1.00	15.5
	Arm	1.80	1.80	2.80	3.90	34
	Extreme Back	0.80	0.90	1.10	1.00	8
N78LBU, N78LBUR,		4.70	5.90	8.90	11.30	92
N78LBUL, N78LBUB						
N78LBUX, N78LBURX,	Seat	1.90	2.60	2.50	5.30	40
N78LBULX, N78LBUBX	Back	1.70	1.80	2.10	2.10	32
	Arm	1.80	1.80	2.80	3.90	34
	Extreme Back	0.90	1.90	2.10	2.00	17
N78LBW, N78LBWR,		4.40	5.50	8.70	11.30	87
N78LBWL, N78LBWB						
N78LBWX, N78LBWRX,	Seat	1.90	2.60	2.50	5.30	40
N78LBWLX, N78LBWBX	Front Back	1.50	1.70	2.00	2.00	28
	Arm	1.80	1.80	2.80	3.90	34
	Extreme Back	0.80	1.70	2.00	2.00	14.5
N78LCU, N78LCUR,		6.40	7.60	12.00	15.80	126
N78LCUL, N78LCUB						
N78LCUX, N78LCURX,	Seat	2.80	3.80	3.70	7.80	54
N78LCULX, N78LCUBX	Back	1.90	2.60	3.00	3.10	35.5
	Arm	1.80	1.80	2.80	3.90	34
	Extreme Back	1.70	2.70	3.00	3.00	33
N78LCW, N78LCWR,		6.10	7.30	12.00	15.80	118.5
N78LCWL, N78LCWB						
N78LCWX, N78LCWRX,	Seat	2.80	3.80	3.70	7.80	54
N78LCWLX, N78LCWBX	Front Back	1.60	1.80	2.90	3.00	30.5
	Arm	1.80	1.80	2.80	3.90	34
	Extreme Back	1.50	2.50	2.90	3.00	28.5
N78LEU		4.10	4.80	5.90	7.40	78.5

COM YARDAGE REQUIREMENTS

COM YARDAGE REQUIREMENTS (54" WIDTH – CUT UP THE ROLL)

MODEL	RAILROADED Contact customer service 800-634-9510 for ydg requirements	NON DIRECTIONAL OR SOLID	1"-4" REPEAT	5"-11" REPEAT	12"-18" REPEAT	COL SQUARE FEET
			4" VERTICAL X 4" HORIZONTAL	11" VERTICAL X 11" HORIZONTAL	18" VERTICAL X 18" HORIZONTAL	
N78LEUX	Seat	1.30	1.70	1.80	2.80	24
	Back	1.00	1.00	1.20	1.50	18.5
	Arm	1.80	1.80	2.80	3.90	34
	Extreme Back	0.90	1.00	1.10	1.00	17
N78LEW		3.80	4.50	5.90	7.40	74
N78LEWX	Seat	1.30	1.70	1.80	2.80	24
	Front Back	0.90	0.90	1.10	1.40	15.5
	Arm	1.80	1.80	2.80	3.90	34
	Extreme Back	0.80	0.90	1.10	1.00	14.5