
Frill

Product Specifications	182
Options	183
Product Pages	184

FRILL PRODUCT SPECIFICATIONS

CONSTRUCTION

- Frill is available in beech or walnut. Beech models may be specified with a paint or wood finish. Walnut frame models feature a clear finish
- Top is a veneer with a solid wood edge
- Turned wood column features a ring design
- Base ring is available in polished steel, designer white, or cinder

NOTE

- When specifying walnut with a clear finish, the natural wood characteristics of walnut veneer are visible. These characteristics include, but are not limited to, color and woodgrain variation



SURFACE MATERIALS

See the Kimball Hospitality Surface Materials Reference Guide at kimballhospitality.com for a complete overview of our materials program, including:

- Characteristics of wood
- Special wood finishes
- Customer specified laminate (CSL)
- Customer specified paint (CSP)

WOOD FINISHES

PRICE GROUP 1

MC	Amber Cherry
CC	Cordoba Cherry
MH	Mocha Cherry
SC	Sedona Cherry
IM	Brighton Maple
TM	Huntington Maple
ES	Espresso Walnut
MW	Midtown Walnut
TW	Tribeca Walnut
UW	Urban Walnut
AD	Almond Straight Grain
CO	Canyon Straight Grain
DF	Driftwood Straight Grain
YO	Monterey Straight Grain
PB	Portobello Straight Grain
792	Sable Straight Grain
NW	Tuscan Straight Grain

IMPORTANT: Wood finishes applied to solid hardwood are complementary to the same wood finish applied to wood veneer, but not an exact match
Contact Customer Service for more information

FRILL TABLES IN WALNUT

CR Clear

TABLES AND BASE RING PAINT

462 Cinder
405 Designer White

BASE RING NON-PAINT

551 Polished Steel

TO ORDER, SPECIFY:

• See page 183 for Frill options

Beech with Paint Finish


1. Model Number
2. Paint Designator
3. Base Ring Finish Designator

Beech with Wood Finish

1. Model Number
2. Wood Finish Price Group
3. Wood Finish Designator
4. Base Ring Finish Designator

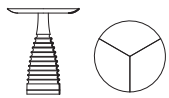
Walnut with Clear Finish

1. Model Number
2. Wood Finish Designator
3. Base Ring Finish Designator

	MODEL NO./DESCRIPTION	LIST PRICE	DIMENSIONS			A	KW	CARTONED WEIGHT	CUBIC FEET
			D	W	H				
	KC7222218MGP Beech with Paint Finish	\$ 2187	22	22	17				
	KC7222218MGW2 Beech with Wood Finish	2187	22	22	17				
	KC7222218MGW1 Walnut with Clear Finish	2654	22	22	17				

• When specifying a clear walnut finish, a clear coat finish, the natural wood characteristics of walnut veneers are visible. These characteristics include but are not limited to color and wood grain variation

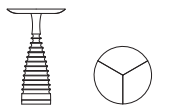
21" HIGH ROUND TABLE



KC7181821ENP Beech with Paint Finish	\$ 2066	19	19	20%			
KC7181821ENW2 Beech with Wood Finish	2066	19	19	20%			
KC7181821ENW1 Walnut with Clear Finish	2201	19	19	20%			

• When specifying a clear walnut finish, a clear coat finish, the natural wood characteristics of walnut veneers are visible. These characteristics include but are not limited to color and wood grain variation

23" HIGH ROUND TABLE



KC7141423ENP Beech with Paint Finish	\$ 1820	14	14	22 ¹ / ₆			
KC7141423ENW2 Beech with Wood Finish	1820	14	14	22 ¹ / ₆			
KC7141423ENW1 Walnut with Clear Finish	1948	14	14	22 ¹ / ₆			

• When specifying a clear walnut finish, a clear coat finish, the natural wood characteristics of walnut veneers are visible. These characteristics include but are not limited to color and wood grain variation