

---

# Whittaker Health

|                                    |     |
|------------------------------------|-----|
| Product Specifications             | 740 |
| Fabrics and Options                | 741 |
| Contrasting Fabrics Specifications | 742 |
| Product Pages                      | 743 |
| COM Yardage Requirements           | 775 |



## WHITTAKER HEALTH PRODUCT SPECIFICATIONS

### FRAME CONSTRUCTION

- Lounge frame is constructed of 5/8" thick OSB, using a lap-joint construction method
- Frames are glued and screwed together
- Moisture barrier is optional for seat, or seat and inside back. Upcharge applies

### HANDING DESIGNATION

- Handing designation (left or right of unit) is determined from the user's perspective when seated
- Unit shown is a left corner with convenience arm right

### SEAT CONSTRUCTION

- Seats feature a high tension, strip webbing suspension that is stapled to the frame
- Seat upholstery features a wrap-around upholstery method and is stapled into place
- Clean out is standard to make cleaning easy and simple
- Cushions are made of high grade, high resiliency, CFC-free, laminated polyurethane foam
- Seat cushions are 3 1/4" thick. Back cushions are 4 1/2"

### CONTRASTING FABRIC

- Contrasting fabric may be specified for inner back, outer back, seat, arm, and front panel/accent

### ARM CAPS

- Arm caps are available as an option on convenience arms (upcharge applies)
- Available in polyurethane, 3D laminate, solid surface, or wood

### ARMS

- Arms are available in convenience and full heights
- Arm frames are constructed of 1/2" thick plywood
- Arm tops and outside panels feature 1/4" thick, high grade polyurethane foam
- Arms feature a sewn slipcover with French seams that is stapled into place

### LEGS

- Legs are 2mm tubular metal and available in several finishes

### RAILS

- Side rails are 8mm bar stock
- Front and back rails are 6mm bar stock

### POWER/USB MODULE

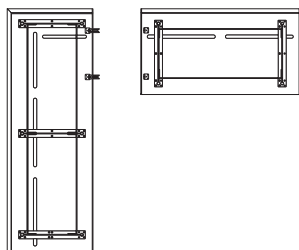
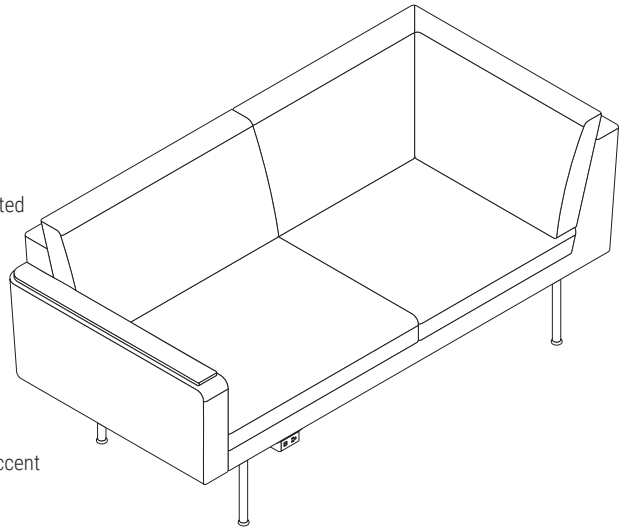
- Power/USB module is available and can be attached anywhere underneath the unit
- Specified separately for field installation
- Includes a 6' cord with three-prong plug, one power receptacle and two USB ports

### GLIDES

- Non-skid, adjustable glides are 3/4" in diameter

### GANGING BRACKETS

- Two ganging brackets (K82PGB) are required to join two units together
- Lounge models have pre-drilled holes in the base to accept the ganging bracket and small mating piece
- Once brackets are installed, units slide together for a secure connection
- To disconnect, lift up and pull outward on the unit with the smaller, mating pieces
- Assembly instructions available at: [kimballhospitality.com](http://kimballhospitality.com)



**IMPORTANT:** Applying upholsteries with horizontal or vertical patterns and stripes on corner units and the backs of units that will be used in a ganging application is discouraged

**IMPORTANT:** Fabrics reflect light differently when viewed at various angles, creating a natural phenomenon called "flip." Flip is visible on all fabrics and is not considered a defect; it is more easily recognized on fabrics with a nap or shimmer and more apparent on crescent or corner units

## SURFACE MATERIALS

See the Kimball Hospitality Surface Materials Reference Guide at [kimballhospitality.com](http://kimballhospitality.com) for a complete overview of our materials program, including:

- Characteristics of wood
- Special wood finishes
- Customer specified laminate (CSL)
- Customer specified paint (CSP)
- Fabric application and colorways
- Customer's own material (COM) process overview
- Alliance program

### ALLIANCE FABRIC PROGRAM

Kimball Hospitality has analyzed each model to most accurately reflect the COM/COL yardage requirements shown on page 775.

The yardage requirement for each model is based on 54" wide fabric and cutting the fabric up the roll.

If repeat is larger than 18", contact Customer Service to confirm the correct amount of yardage required. When ordering 10 or more chairs in the same COM, yardage requirements may be reduced.

Contact Customer Service.

### PRICE GRADES A-R

See Surface Materials at [www.kimballhospitality.com](http://www.kimballhospitality.com) for a wide variety of graded-in fabrics from Arc-Com, CF Stinson, Designtex, Maharam, Momentum, and Ultrafabrics.

### FABRIC SAMPLES

If you need samples for presentation(s), contact our alliance partners directly at:

|              |              |  |
|--------------|--------------|--|
| Arc-Com      | 800.223.5466 | <a href="http://arc-com.com">arc-com.com</a>                 |
| Designtex    | 800.221.1540 | <a href="http://designtex.com">designtex.com</a>             |
| CF Stinson   | 800.841.6279 | <a href="http://cfstinson.com">cfstinson.com</a>             |
| Maharam      | 800.645.3943 | <a href="http://maharam.com">maharam.com</a>                 |
| Momentum     | 800.366.6839 | <a href="http://memosamples.com">memosamples.com</a>         |
| Ultrafabrics | 877.309.6648 | <a href="http://ultrafabricsllc.com">ultrafabricsllc.com</a> |

## LEGS

### PAINT

|     |                |
|-----|----------------|
| 462 | Cinder         |
| 405 | Designer White |

### NON-PAINT\*

|     |           |
|-----|-----------|
| 490 | Chrome    |
| 552 | Gold      |
| 553 | Rose Gold |

\*\$208 upcharge

## MOISTURE BARRIER

|     |                                       |
|-----|---------------------------------------|
| X   | No Moisture Barrier                   |
| MB1 | Seat (\$116 upcharge)                 |
| MB2 | Seat and Inside Back (\$203 upcharge) |

## ARM CAPS

### WOOD FINISHES

#### PRICE GROUP 1

|    |                  |
|----|------------------|
| MC | Amber Cherry     |
| CC | Cordoba Cherry   |
| MH | Mocha Cherry     |
| SC | Sedona Cherry    |
| IM | Brighton Maple   |
| TM | Huntington Maple |
| ES | Espresso Walnut  |
| MW | Midtown Walnut   |
| TW | Tribeca Walnut   |
| UW | Urban Walnut     |

|     |                           |
|-----|---------------------------|
| AD  | Almond Straight Grain     |
| CO  | Canyon Straight Grain     |
| DF  | Driftwood Straight Grain  |
| YO  | Monterey Straight Grain   |
| PB  | Portobello Straight Grain |
| 792 | Sable Straight Grain      |
| NW  | Tuscan Straight Grain     |

IMPORTANT: Wood finishes applied to solid hardwood are complementary to the same wood finish applied to wood veneer, but not an exact match. Contact Customer Service for more information.

### POLYURETHANE

#### SOLID

|     |        |
|-----|--------|
| 495 | Beige  |
| 462 | Cinder |
| 495 | Grey   |

#### 3D LAMINATE

#### WOODGRAIN

|    |                          |
|----|--------------------------|
| MC | Amber Cherry             |
| MH | Mocha Cherry             |
| CO | Canyon Straight Grain    |
| DF | Driftwood Straight Grain |
| YO | Monterey Straight Grain  |
| NW | Tuscan Straight Grain    |

### SOLID SURFACE

#### STANDARD

|     |                |
|-----|----------------|
| 405 | Designer White |
|-----|----------------|

#### PREMIUM\*

|     |                         |
|-----|-------------------------|
| 495 | EOS <sup>CU</sup> Beige |
| 496 | EOS <sup>CU</sup> Grey  |

\*\$997 upcharge

EOS<sup>CU</sup> (Cupron enhanced EOS) is a Preventive/Biocidal Surface.™ A copper-oxide infused solid surface material, EOS<sup>CU</sup> kills >99.9% of harmful bacteria\*\* within two hours of exposure. (EPA registration #84542-7)

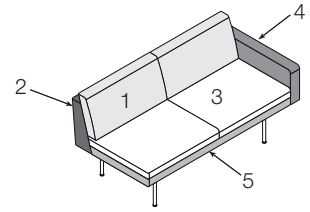
\*\*Testing demonstrates effective antibacterial activity against Staphylococcus aureus, Enterobacter aerogenes, Methicillin-Resistant Staphylococcus aureus, Escherichia coli, and Pseudomonas aeruginosa

## TO ORDER CONTRASTING FABRIC, SPECIFY

### WHITTAKER HEALTH

#### One Seat, Two Seat, and Three Seat Armless Lounge Seating page 743

1. Model Number plus "X"
2. Inner Back Upholstery Grade
3. Inner Back Upholstery Number
4. Outer Back Upholstery Grade
5. Outer Back Upholstery Number
6. Seat Upholstery Grade
7. Seat Upholstery Number
8. Front Panel/Accent Upholstery Grade
9. Front Panel/Accent Upholstery Number
10. Leg Metal Finish Designator
11. Moisture Barrier Optional for Seat, or Seat and Inside Back



Contrasting fabric may be specified for inner back, outer back, seat, arm, and front panel/accent

#### One Seat and Two Seat Convenience Arm on Left Lounge page 744

#### Three Seat Convenience Arm on Left Lounge page 745

#### One Seat and Two Seat Convenience Arm on Right Lounge page 746

#### Three Seat Convenience Arm on Right Lounge page 747

#### One Seat and Two Seat Convenience Arm on Both Sides Lounge page 748

#### Three Seat Convenience Arm on Both Sides Lounge page 749

1. Model Number plus "X"
2. Inner Back Upholstery Grade
3. Inner Back Upholstery Number
4. Outer Back Upholstery Grade
5. Outer Back Upholstery Number
6. Seat Upholstery Grade
7. Seat Upholstery Number
8. Arm Upholstery Grade
9. Arm Upholstery Number
10. Front Panel/Accent Upholstery Grade
11. Front Panel/Accent Upholstery Number
12. Leg Metal Finish Designator
13. Arm Cap Finish or Color Designator (if applicable)
14. Moisture Barrier Optional for Seat, or Seat and Inside Back

#### One Seat and Two Seat Full Arm(s) Lounge page 750

#### Three Seat Full Arm(s) Lounge page 751

#### Two and Three Seat Interior Arms, No Side Arms Lounge page 752

1. Model Number plus "X"
2. Inner Back Upholstery Grade
3. Inner Back Upholstery Number
4. Outer Back Upholstery Grade
5. Outer Back Upholstery Number
6. Seat Upholstery Grade
7. Seat Upholstery Number
8. Arm Upholstery Grade
9. Arm Upholstery Number
10. Front Panel/Accent Upholstery Grade
11. Front Panel/Accent Upholstery Number
12. Leg Metal Finish Designator
13. Moisture Barrier Optional for Seat, or Seat and Inside Back

#### Two Seat Interior Arm in Center, Convenience Arm on Left Lounge page 753

#### Two Seat Interior Arm in Center, Convenience Arm on Right Lounge page 753

#### Two Seat Interior Arm in Center, Convenience Arm on Both Sides Lounge page 754


1. Model Number plus "X"
2. Inner Back Upholstery Grade
3. Inner Back Upholstery Number
4. Outer Back Upholstery Grade
5. Outer Back Upholstery Number
6. Seat Upholstery Grade
7. Seat Upholstery Number
8. Arm Upholstery Grade
9. Arm Upholstery Number
10. Front Panel/Accent Upholstery Grade
11. Front Panel/Accent Upholstery Number
12. Leg Metal Finish Designator
13. Arm Cap Finish or Color Designator (if applicable)
14. Moisture Barrier Optional for Seat, or Seat and Inside Back

**TO ORDER, SPECIFY:**

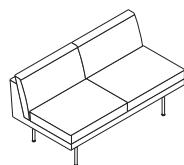
1. Model Number
2. Inner Back Upholstery Grade
3. Inner Back Upholstery Number
4. Outer Back Upholstery Grade
5. Outer Back Upholstery Number
6. Seat Upholstery Grade
7. Seat Upholstery Number
8. Front Panel/Accent Upholstery Grade
9. Front Panel/Accent Upholstery Number
10. Leg Metal Finish Designator
11. Moisture Barrier Optional for Seat, or Seat and Inside Back

- See page 741 for Whittaker Health options
- See pages 775-780 for COM fabric yardage

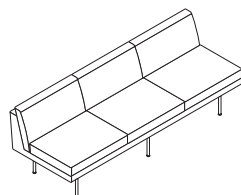
**ARMLESS LOUNGE**



One Seat



Two Seat



Three Seat

**MODEL NO.**

**ALLIANCE PROGRAM PRICE GRADES**

|           |            |    | A    | B    | C    | D    | E    | F    | G    | H    | I    |
|-----------|------------|----|------|------|------|------|------|------|------|------|------|
|           |            |    | J    | K    | L    | M    | N    | O    | P    | Q    | R    |
| K89L1XATB | One Seat   | \$ | 2232 | 2339 | 2420 | 2502 | 2589 | 2691 | 2753 | 2863 | 2958 |
|           |            |    | 3055 | 3212 | 3525 | 3721 | 3765 | 3800 | 3852 | 3898 | 4113 |
| K89L2XATB | Two Seat   |    | 3477 | 3647 | 3779 | 3911 | 4049 | 4212 | 4313 | 4488 | 4639 |
|           |            |    | 4796 | 5047 | 5549 | 5864 | 5933 | 5989 | 6071 | 6146 | 6492 |
| K89L3XATB | Three Seat |    | 4777 | 5025 | 5217 | 5409 | 5612 | 5850 | 5996 | 6254 | 6474 |
|           |            |    | 6703 | 7070 | 7803 | 8263 | 8363 | 8445 | 8564 | 8674 | 9180 |

**DIMENSIONS - ONE SEAT**

|        |     |             |     |           |       |
|--------|-----|-------------|-----|-----------|-------|
| Width  | 31¼ | Seat Height | 18½ | Weight    | 75    |
| Depth  | 29¾ | Seat Depth  | 20½ | Cubic Ft. | 11.00 |
| Height | 29⅜ | Seat Width  | 27¾ |           |       |

**DIMENSIONS - TWO SEAT**

|        |     |             |     |           |       |
|--------|-----|-------------|-----|-----------|-------|
| Width  | 55½ | Seat Height | 18½ | Weight    | 125   |
| Depth  | 29¾ | Seat Depth  | 20½ | Cubic Ft. | 36.00 |
| Height | 29⅜ | Seat Width  | 55½ |           |       |

**DIMENSIONS - THREE SEAT**

|        |     |             |     |           |       |
|--------|-----|-------------|-----|-----------|-------|
| Width  | 82½ | Seat Height | 18½ | Weight    | 199   |
| Depth  | 29¾ | Seat Depth  | 20½ | Cubic Ft. | 53.00 |
| Height | 29⅜ | Seat Width  | 82½ |           |       |

- Contrasting fabric option – specify X (i.e., K89L3XATBX); see page 742. For list pricing, use your electronic specification tool or contact customer service
- Weight Limit 253 lbs.
- Tight-back
- Clean out
- 2mm tubular metal legs
- Non-skid, adjustable glides

WHITTAKER HEALTH

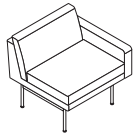
# WHITTAKER HEALTH

## TO ORDER, SPECIFY:

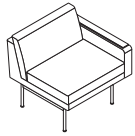
1. Model Number
2. Inner Back Upholstery Grade
3. Inner Back Upholstery Number
4. Outer Back Upholstery Grade
5. Outer Back Upholstery Number
6. Seat Upholstery Grade
7. Seat Upholstery Number
8. Arm Upholstery Grade
9. Arm Upholstery Number
10. Front Panel/Accent Upholstery Grade
11. Front Panel/Accent Upholstery Number
12. Leg Metal Finish Designator
13. Arm Cap Finish or Color Designator (if applicable)
14. Moisture Barrier Optional for Seat, or Seat and Inside Back

- See page 741 for Whittaker Health options
- See pages 775-780 for COM fabric yardage

### ONE SEAT CONVENIENCE ARM ON LEFT LOUNGE



No Arm Cap



Arm Cap

### MODEL NO.

### ALLIANCE PROGRAM PRICE GRADES

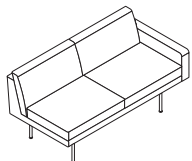
|                |                       |    | A    | B    | C    | D    | E    | F    | G    | H    | I    |
|----------------|-----------------------|----|------|------|------|------|------|------|------|------|------|
|                |                       |    | J    | K    | L    | M    | N    | O    | P    | Q    | R    |
| K89L1CVALUTB   | No Arm Cap            | \$ | 2681 | 2826 | 2937 | 3049 | 3167 | 3306 | 3391 | 3540 | 3669 |
|                |                       |    | 3802 | 4016 | 4442 | 4709 | 4769 | 4817 | 4887 | 4950 | 5243 |
| K89L1CVALACWTB | Wood Arm Cap          |    | 2721 | 2866 | 2977 | 3089 | 3207 | 3346 | 3431 | 3580 | 3709 |
|                |                       |    | 3842 | 4056 | 4482 | 4749 | 4809 | 4857 | 4927 | 4990 | 5283 |
| K89L1CVALACPTB | Polyurethane Arm Cap  |    | 2745 | 2890 | 3001 | 3113 | 3231 | 3370 | 3455 | 3604 | 3733 |
|                |                       |    | 3866 | 4080 | 4506 | 4773 | 4833 | 4881 | 4951 | 5014 | 5307 |
| K89L1CVALACTTB | 3D Laminate Arm Cap   |    | 2841 | 2986 | 3097 | 3209 | 3327 | 3466 | 3551 | 3700 | 3829 |
|                |                       |    | 3962 | 4176 | 4602 | 4869 | 4929 | 4977 | 5047 | 5110 | 5403 |
| K89L1CVALACSTB | Solid Surface Arm Cap |    | 3007 | 3152 | 3263 | 3375 | 3493 | 3632 | 3717 | 3866 | 3995 |
|                |                       |    | 4128 | 4342 | 4768 | 5035 | 5095 | 5143 | 5213 | 5276 | 5569 |

### DIMENSIONS

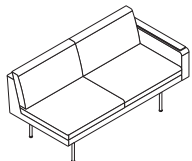
|        |     |             |     |            |     |           |       |
|--------|-----|-------------|-----|------------|-----|-----------|-------|
| Width  | 31¼ | Seat Height | 18½ | Arm Height |     | Weight    | 86    |
| Depth  | 29¾ | Seat Depth  | 20¾ | No Arm Cap | 22¾ | Cubic Ft. | 21.00 |
| Height | 29¾ | Seat Width  | 27¾ | Arm Cap    | 22¾ |           |       |
|        |     |             |     | Arm Width  | 3½  |           |       |

- Contrasting fabric option – specify X (i.e., K89L1CVALUTBX); see page 742. For list pricing, use your electronic specification tool or contact customer service
- Weight Limit 253 lbs.
- Tight-back
- Clean out
- 2mm tubular metal legs
- Non-skid, adjustable glides
- Arm cap on applicable models

### TWO SEAT CONVENIENCE ARM ON LEFT LOUNGE



No Arm Cap



Arm Cap

|                |                       |    | A    | B    | C    | D    | E    | F    | G    | H    | I    |
|----------------|-----------------------|----|------|------|------|------|------|------|------|------|------|
|                |                       |    | J    | K    | L    | M    | N    | O    | P    | Q    | R    |
| K89L2CVALUTB   | No Arm Cap            | \$ | 3901 | 4106 | 4265 | 4423 | 4590 | 4786 | 4907 | 5118 | 5300 |
|                |                       |    | 5489 | 5791 | 6396 | 6775 | 6858 | 6925 | 7024 | 7114 | 7531 |
| K89L2CVALACWTB | Wood Arm Cap          |    | 3943 | 4148 | 4307 | 4465 | 4632 | 4828 | 4949 | 5160 | 5342 |
|                |                       |    | 5531 | 5833 | 6438 | 6817 | 6900 | 6967 | 7066 | 7156 | 7573 |
| K89L2CVALACPTB | Polyurethane Arm Cap  |    | 3968 | 4173 | 4332 | 4490 | 4657 | 4853 | 4974 | 5185 | 5367 |
|                |                       |    | 5556 | 5858 | 6463 | 6842 | 6925 | 6992 | 7091 | 7181 | 7598 |
| K89L2CVALACTTB | 3D Laminate Arm Cap   |    | 4064 | 4269 | 4428 | 4586 | 4753 | 4949 | 5070 | 5281 | 5463 |
|                |                       |    | 5652 | 5954 | 6559 | 6938 | 7021 | 7088 | 7187 | 7277 | 7694 |
| K89L2CVALACSTB | Solid Surface Arm Cap |    | 4234 | 4439 | 4598 | 4756 | 4923 | 5119 | 5240 | 5451 | 5633 |
|                |                       |    | 5822 | 6124 | 6729 | 7108 | 7191 | 7258 | 7357 | 7447 | 7864 |

### DIMENSIONS

|        |     |             |     |            |     |           |       |
|--------|-----|-------------|-----|------------|-----|-----------|-------|
| Width  | 58½ | Seat Height | 18½ | Arm Height |     | Weight    | 133   |
| Depth  | 29¾ | Seat Depth  | 20¾ | No Arm Cap | 22¾ | Cubic Ft. | 38.00 |
| Height | 29¾ | Seat Width  | 55½ | Arm Cap    | 22¾ |           |       |
|        |     |             |     | Arm Width  | 3½  |           |       |

- Contrasting fabric option – specify X (i.e., K89L2CVALUTBX); see page 742. For list pricing, use your electronic specification tool or contact customer service
- Weight Limit 253 lbs.
- Tight-back
- Clean out
- 2mm tubular metal legs
- Non-skid, adjustable glides
- Arm cap on applicable models

**TO ORDER, SPECIFY:**

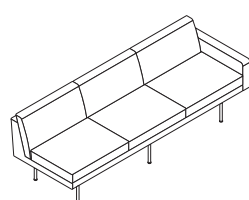
1. Model Number
2. Inner Back Upholstery Grade
3. Inner Back Upholstery Number
4. Outer Back Upholstery Grade
5. Outer Back Upholstery Number
6. Seat Upholstery Grade
7. Seat Upholstery Number
8. Arm Upholstery Grade
9. Arm Upholstery Number
10. Front Panel/Accent Upholstery Grade
11. Front Panel/Accent Upholstery Number
12. Leg Metal Finish Designator
13. Arm Cap Finish or Color Designator (if applicable)
14. Moisture Barrier Optional for Seat, or Seat and Inside Back

- See page 741 for Whittaker Health options
- See pages 775-780 for COM fabric yardage

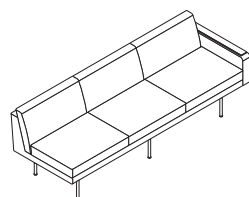
**THREE SEAT CONVENIENCE  
ARM ON LEFT LOUNGE**

**MODEL  
NO.**

**ALLIANCE PROGRAM PRICE GRADES**



No Arm Cap



Arm Cap

|                |                       | A       | B    | C    | D    | E    | F    | G    | H    | I     |
|----------------|-----------------------|---------|------|------|------|------|------|------|------|-------|
|                |                       | J       | K    | L    | M    | N    | O    | P    | Q    | R     |
| K89L3CVALUTB   | No Arm Cap            | \$ 5158 | 5423 | 5629 | 5836 | 6053 | 6308 | 6466 | 6742 | 6977  |
|                |                       | 7224    | 7618 | 8405 | 8897 | 9005 | 9094 | 9221 | 9340 | 9881  |
| K89L3CVALACWTB | Wood Arm Cap          | 5200    | 5465 | 5671 | 5878 | 6095 | 6350 | 6508 | 6784 | 7019  |
|                |                       | 7266    | 7660 | 8447 | 8939 | 9047 | 9136 | 9263 | 9382 | 9923  |
| K89L3CVALACPTB | Polyurethane Arm Cap  | 5224    | 5489 | 5695 | 5902 | 6119 | 6374 | 6532 | 6808 | 7043  |
|                |                       | 7290    | 7684 | 8471 | 8963 | 9071 | 9160 | 9287 | 9406 | 9947  |
| K89L3CVALACTTB | 3D Laminate Arm Cap   | 5320    | 5585 | 5791 | 5998 | 6215 | 6470 | 6628 | 6904 | 7139  |
|                |                       | 7386    | 7780 | 8567 | 9059 | 9167 | 9256 | 9383 | 9502 | 10043 |
| K89L3CVALACSTB | Solid Surface Arm Cap | 5490    | 5755 | 5961 | 6168 | 6385 | 6640 | 6798 | 7074 | 7309  |
|                |                       | 7556    | 7950 | 8737 | 9229 | 9337 | 9426 | 9553 | 9672 | 10213 |

**DIMENSIONS**

|        |                   |             |                  |            |                  |           |       |
|--------|-------------------|-------------|------------------|------------|------------------|-----------|-------|
| Width  | 86                | Seat Height | 18 $\frac{1}{8}$ | Arm Height |                  | Weight    | 206   |
| Depth  | 29 $\frac{3}{4}$  | Seat Depth  | 20 $\frac{1}{4}$ | No Arm Cap | 22 $\frac{3}{4}$ | Cubic Ft. | 56.00 |
| Height | 29 $\frac{3}{16}$ | Seat Width  | 82 $\frac{1}{2}$ | Arm Cap    | 22 $\frac{1}{4}$ |           |       |
|        |                   |             |                  | Arm Width  | 3 $\frac{1}{2}$  |           |       |

- Contrasting fabric option – specify X (i.e., K89L3CVALUTBX); see page 742. For list pricing, use your electronic specification tool or contact customer service
- Weight Limit 253 lbs.
- Tight-back
- Clean out
- 2mm tubular metal legs
- Non-skid, adjustable glides
- Arm cap on applicable models

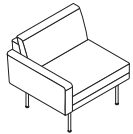
# WHITTAKER HEALTH

## TO ORDER, SPECIFY:

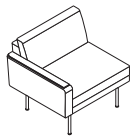
1. Model Number
2. Inner Back Upholstery Grade
3. Inner Back Upholstery Number
4. Outer Back Upholstery Grade
5. Outer Back Upholstery Number
6. Seat Upholstery Grade
7. Seat Upholstery Number
8. Arm Upholstery Grade
9. Arm Upholstery Number
10. Front Panel/Accent Upholstery Grade
11. Front Panel/Accent Upholstery Number
12. Leg Metal Finish Designator
13. Arm Cap Finish or Color Designator (if applicable)
14. Moisture Barrier Optional for Seat, or Seat and Inside Back

- See page 741 for Whittaker Health options
- See pages 775-780 for COM fabric yardage

### ONE SEAT CONVENIENCE ARM ON RIGHT LOUNGE



No Arm Cap



Arm Cap

### MODEL NO.

### ALLIANCE PROGRAM PRICE GRADES

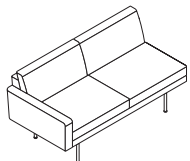
|                |                       |    | A    | B    | C    | D    | E    | F    | G    | H    | I    |
|----------------|-----------------------|----|------|------|------|------|------|------|------|------|------|
|                |                       |    | J    | K    | L    | M    | N    | O    | P    | Q    | R    |
| K89L1CVARUTB   | No Arm Cap            | \$ | 2681 | 2826 | 2937 | 3049 | 3167 | 3306 | 3391 | 3540 | 3669 |
|                |                       |    | 3802 | 4016 | 4442 | 4709 | 4769 | 4817 | 4887 | 4950 | 5243 |
| K89L1CVARACWTB | Wood Arm Cap          |    | 2721 | 2866 | 2977 | 3089 | 3207 | 3346 | 3431 | 3580 | 3709 |
|                |                       |    | 3842 | 4056 | 4482 | 4749 | 4809 | 4857 | 4927 | 4990 | 5283 |
| K89L1CVARACPTB | Polyurethane Arm Cap  |    | 2745 | 2890 | 3001 | 3113 | 3231 | 3370 | 3455 | 3604 | 3733 |
|                |                       |    | 3866 | 4080 | 4506 | 4773 | 4833 | 4881 | 4951 | 5014 | 5307 |
| K89L1CVARACTTB | 3D Laminate Arm Cap   |    | 2841 | 2986 | 3097 | 3209 | 3327 | 3466 | 3551 | 3700 | 3829 |
|                |                       |    | 3962 | 4176 | 4602 | 4869 | 4929 | 4977 | 5047 | 5110 | 5403 |
| K89L1CVARACSTB | Solid Surface Arm Cap |    | 3007 | 3152 | 3263 | 3375 | 3493 | 3632 | 3717 | 3866 | 3995 |
|                |                       |    | 4128 | 4342 | 4768 | 5035 | 5095 | 5143 | 5213 | 5276 | 5569 |

### DIMENSIONS

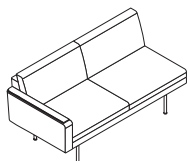
|        |                   |             |                  |            |                  |           |       |
|--------|-------------------|-------------|------------------|------------|------------------|-----------|-------|
| Width  | 31 $\frac{1}{4}$  | Seat Height | 18 $\frac{1}{2}$ | Arm Height |                  | Weight    | 86    |
| Depth  | 29 $\frac{3}{8}$  | Seat Depth  | 20 $\frac{1}{8}$ | No Arm Cap | 22 $\frac{1}{8}$ | Cubic Ft. | 21.00 |
| Height | 29 $\frac{3}{16}$ | Seat Width  | 27 $\frac{1}{4}$ | Arm Cap    | 22 $\frac{1}{8}$ |           |       |
|        |                   |             |                  | Arm Width  | 3 $\frac{1}{2}$  |           |       |

- Contrasting fabric option – specify X (i.e., K89L1CVARUTBX); see page 742. For list pricing, use your electronic specification tool or contact customer service
- Weight Limit 253 lbs.
- Tight-back
- Clean out
- 2mm tubular metal legs
- Non-skid, adjustable glides
- Arm cap on applicable models

### TWO SEAT CONVENIENCE ARM ON RIGHT LOUNGE



No Arm Cap



Arm Cap

|                |                       |    | A    | B    | C    | D    | E    | F    | G    | H    | I    |
|----------------|-----------------------|----|------|------|------|------|------|------|------|------|------|
|                |                       |    | J    | K    | L    | M    | N    | O    | P    | Q    | R    |
| K89L2CVARUTB   | No Arm Cap            | \$ | 3901 | 4106 | 4265 | 4423 | 4590 | 4786 | 4907 | 5118 | 5300 |
|                |                       |    | 5489 | 5791 | 6396 | 6775 | 6858 | 6925 | 7024 | 7114 | 7531 |
| K89L2CVARACWTB | Wood Arm Cap          |    | 3943 | 4148 | 4307 | 4465 | 4632 | 4828 | 4949 | 5160 | 5342 |
|                |                       |    | 5531 | 5833 | 6438 | 6817 | 6900 | 6967 | 7066 | 7156 | 7573 |
| K89L2CVARACPTB | Polyurethane Arm Cap  |    | 3968 | 4173 | 4332 | 4490 | 4657 | 4853 | 4974 | 5185 | 5367 |
|                |                       |    | 5556 | 5858 | 6463 | 6842 | 6925 | 6992 | 7091 | 7181 | 7598 |
| K89L2CVARACTTB | 3D Laminate Arm Cap   |    | 4064 | 4269 | 4428 | 4586 | 4753 | 4949 | 5070 | 5281 | 5463 |
|                |                       |    | 5652 | 5954 | 6559 | 6938 | 7021 | 7088 | 7187 | 7277 | 7694 |
| K89L2CVARACSTB | Solid Surface Arm Cap |    | 4234 | 4439 | 4598 | 4756 | 4923 | 5119 | 5240 | 5451 | 5633 |
|                |                       |    | 5822 | 6124 | 6729 | 7108 | 7191 | 7258 | 7357 | 7447 | 7864 |

### DIMENSIONS

|        |                    |             |                  |            |                  |           |       |
|--------|--------------------|-------------|------------------|------------|------------------|-----------|-------|
| Width  | 58 $\frac{1}{2}$   | Seat Height | 18 $\frac{1}{2}$ | Arm Height |                  | Weight    | 133   |
| Depth  | 29 $\frac{3}{4}$   | Seat Depth  | 20 $\frac{1}{8}$ | No Arm Cap | 22 $\frac{1}{8}$ | Cubic Ft. | 38.00 |
| Height | 29 $\frac{13}{16}$ | Seat Width  | 55 $\frac{1}{2}$ | Arm Cap    | 22 $\frac{1}{8}$ |           |       |
|        |                    |             |                  | Arm Width  | 3 $\frac{1}{2}$  |           |       |

- Contrasting fabric option – specify X (i.e., K89L2CVARUTBX); see page 742. For list pricing, use your electronic specification tool or contact customer service
- Weight Limit 253 lbs.
- Tight-back
- Clean out
- 2mm tubular metal legs
- Non-skid, adjustable glides
- Arm cap on applicable models



**TO ORDER, SPECIFY:**

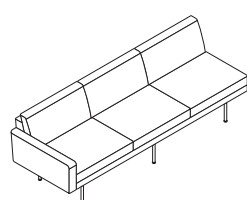
1. Model Number
2. Inner Back Upholstery Grade
3. Inner Back Upholstery Number
4. Outer Back Upholstery Grade
5. Outer Back Upholstery Number
6. Seat Upholstery Grade
7. Seat Upholstery Number
8. Arm Upholstery Grade
9. Arm Upholstery Number
10. Front Panel/Accent Upholstery Grade
11. Front Panel/Accent Upholstery Number
12. Leg Metal Finish Designator
13. Arm Cap Finish or Color Designator (if applicable)
14. Moisture Barrier Optional for Seat, or Seat and Inside Back

- See page 741 for Whittaker Health options
- See pages 775-780 for COM fabric yardage

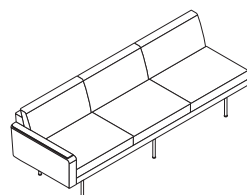
**THREE SEAT CONVENIENCE  
ARM ON RIGHT LOUNGE**

**MODEL  
NO.**

**ALLIANCE PROGRAM PRICE GRADES**



No Arm Cap



Arm Cap

|                |                       |    | A    | B    | C    | D    | E    | F    | G    | H    | I     |
|----------------|-----------------------|----|------|------|------|------|------|------|------|------|-------|
|                |                       |    | J    | K    | L    | M    | N    | O    | P    | Q    | R     |
| K89L3CVARUTB   | No Arm Cap            | \$ | 5158 | 5423 | 5629 | 5836 | 6053 | 6308 | 6466 | 6742 | 6977  |
|                |                       |    | 7224 | 7618 | 8405 | 8897 | 9005 | 9094 | 9221 | 9340 | 9881  |
| K89L3CVARACWTB | Wood Arm Cap          |    | 5200 | 5465 | 5671 | 5878 | 6095 | 6350 | 6508 | 6784 | 7019  |
|                |                       |    | 7266 | 7660 | 8447 | 8939 | 9047 | 9136 | 9263 | 9382 | 9923  |
| K89L3CVARACPTB | Polyurethane Arm Cap  |    | 5224 | 5489 | 5695 | 5902 | 6119 | 6374 | 6532 | 6808 | 7043  |
|                |                       |    | 7290 | 7684 | 8471 | 8963 | 9071 | 9160 | 9287 | 9406 | 9947  |
| K89L3CVARACTTB | 3D Laminate Arm Cap   |    | 5320 | 5585 | 5791 | 5998 | 6215 | 6470 | 6628 | 6904 | 7139  |
|                |                       |    | 7386 | 7780 | 8567 | 9059 | 9167 | 9256 | 9383 | 9502 | 10043 |
| K89L3CVARACSTB | Solid Surface Arm Cap |    | 5490 | 5755 | 5961 | 6168 | 6385 | 6640 | 6798 | 7074 | 7309  |
|                |                       |    | 7556 | 7950 | 8737 | 9229 | 9337 | 9426 | 9553 | 9672 | 10213 |

**DIMENSIONS**

|        |                  |             |                  |            |                  |           |       |
|--------|------------------|-------------|------------------|------------|------------------|-----------|-------|
| Width  | 86               | Seat Height | 18 $\frac{1}{8}$ | Arm Height |                  | Weight    | 206   |
| Depth  | 29 $\frac{3}{4}$ | Seat Depth  | 20 $\frac{1}{4}$ | No Arm Cap | 22 $\frac{3}{4}$ | Cubic Ft. | 56.00 |
| Height | 29 $\frac{3}{8}$ | Seat Width  | 82 $\frac{1}{2}$ | Arm Cap    | 22 $\frac{1}{4}$ |           |       |
|        |                  |             |                  | Arm Width  | 3 $\frac{1}{2}$  |           |       |

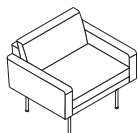
- Contrasting fabric option – specify X (i.e., K89L3CVARUTBX); see page 742. For list pricing, use your electronic specification tool or contact customer service
- Weight Limit 253 lbs.
- Tight-back
- Clean out
- 2mm tubular metal legs
- Non-skid, adjustable glides
- Arm cap on applicable models

**TO ORDER, SPECIFY:**

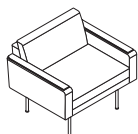
- 1. Model Number
- 2. Inner Back Upholstery Grade
- 3. Inner Back Upholstery Number
- 4. Outer Back Upholstery Grade
- 5. Outer Back Upholstery Number
- 6. Seat Upholstery Grade
- 7. Seat Upholstery Number
- 8. Arm Upholstery Grade
- 9. Arm Upholstery Number
- 10. Front Panel/Accent Upholstery Grade
- 11. Front Panel/Accent Upholstery Number
- 12. Leg Metal Finish Designator
- 13. Arm Cap Finish or Color Designator (if applicable)
- 14. Moisture Barrier Optional for Seat, or Seat and Inside Back

- See page 741 for Whittaker Health options
- See pages 775-780 for COM fabric yardage

**ONE SEAT CONVENIENCE  
ARM ON BOTH SIDES  
LOUNGE**



No Arm Caps



Arm Caps

**MODEL  
NO.**

**ALLIANCE PROGRAM PRICE GRADES**

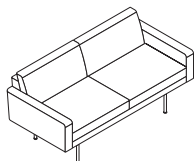
|                |                       |    | A    | B    | C    | D    | E    | F    | G    | H    | I    |
|----------------|-----------------------|----|------|------|------|------|------|------|------|------|------|
|                |                       |    | J    | K    | L    | M    | N    | O    | P    | Q    | R    |
| K89L1CVABUTB   | No Arm Cap            | \$ | 2951 | 3099 | 3212 | 3326 | 3447 | 3589 | 3675 | 3828 | 3960 |
|                |                       |    | 4095 | 4313 | 4749 | 5021 | 5082 | 5131 | 5203 | 5267 | 5566 |
| K89L1CVABACWTB | Wood Arm Cap          |    | 3013 | 3161 | 3274 | 3388 | 3509 | 3651 | 3737 | 3890 | 4022 |
|                |                       |    | 4157 | 4375 | 4811 | 5083 | 5144 | 5193 | 5265 | 5329 | 5628 |
| K89L1CVABACPTB | Polyurethane Arm Cap  |    | 3075 | 3223 | 3336 | 3450 | 3571 | 3713 | 3799 | 3952 | 4084 |
|                |                       |    | 4219 | 4437 | 4873 | 5145 | 5206 | 5255 | 5327 | 5391 | 5690 |
| K89L1CVABACTTB | 3D Laminate Arm Cap   |    | 3266 | 3414 | 3527 | 3641 | 3762 | 3904 | 3990 | 4143 | 4275 |
|                |                       |    | 4410 | 4628 | 5064 | 5336 | 5397 | 5446 | 5518 | 5582 | 5881 |
| K89L1CVABACSTB | Solid Surface Arm Cap |    | 3605 | 3753 | 3866 | 3980 | 4101 | 4243 | 4329 | 4482 | 4614 |
|                |                       |    | 4749 | 4967 | 5403 | 5675 | 5736 | 5785 | 5857 | 5921 | 6220 |

**DIMENSIONS**

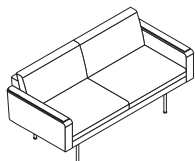
|        |     |             |     |            |     |           |       |
|--------|-----|-------------|-----|------------|-----|-----------|-------|
| Width  | 34¾ | Seat Height | 18¾ | Arm Height |     | Weight    | 94    |
| Depth  | 29¾ | Seat Depth  | 20¾ | No Arm Cap | 22¾ | Cubic Ft. | 23.00 |
| Height | 29¾ | Seat Width  | 27¾ | Arm Cap    | 22¾ |           |       |
|        |     |             |     | Arm Width  | 3½  |           |       |

- Contrasting fabric option – specify X (i.e., K89L1CVABUTBX); see page 742. For list pricing, use your electronic specification tool or contact customer service
- Weight Limit 253 lbs.
- Tight-back
- Clean out
- 2mm tubular metal legs
- Non-skid, adjustable glides
- Arm cap on applicable models

**TWO SEAT CONVENIENCE  
ARM ON BOTH SIDES  
LOUNGE**



No Arm Caps



Arm Caps

|                |                       |    | A    | B    | C    | D    | E    | F    | G    | H    | I    |
|----------------|-----------------------|----|------|------|------|------|------|------|------|------|------|
|                |                       |    | J    | K    | L    | M    | N    | O    | P    | Q    | R    |
| K89L2CVABUTB   | No Arm Cap            | \$ | 4177 | 4388 | 4552 | 4716 | 4888 | 5091 | 5216 | 5434 | 5622 |
|                |                       |    | 5817 | 6129 | 6754 | 7145 | 7231 | 7301 | 7403 | 7496 | 7926 |
| K89L2CVABACWTB | Wood Arm Cap          |    | 4262 | 4473 | 4637 | 4801 | 4973 | 5176 | 5301 | 5519 | 5707 |
|                |                       |    | 5902 | 6214 | 6839 | 7230 | 7316 | 7386 | 7488 | 7581 | 8011 |
| K89L2CVABACPTB | Polyurethane Arm Cap  |    | 4311 | 4522 | 4686 | 4850 | 5022 | 5225 | 5350 | 5568 | 5756 |
|                |                       |    | 5951 | 6263 | 6888 | 7279 | 7365 | 7435 | 7537 | 7630 | 8060 |
| K89L2CVABACTTB | 3D Laminate Arm Cap   |    | 4499 | 4710 | 4874 | 5038 | 5210 | 5413 | 5538 | 5756 | 5944 |
|                |                       |    | 6139 | 6451 | 7076 | 7467 | 7553 | 7623 | 7725 | 7818 | 8248 |
| K89L2CVABACSTB | Solid Surface Arm Cap |    | 4839 | 5050 | 5214 | 5378 | 5550 | 5753 | 5878 | 6096 | 6284 |
|                |                       |    | 6479 | 6791 | 7416 | 7807 | 7893 | 7963 | 8065 | 8158 | 8588 |

**DIMENSIONS**

|        |     |             |     |            |     |           |       |
|--------|-----|-------------|-----|------------|-----|-----------|-------|
| Width  | 62¾ | Seat Height | 18¾ | Arm Height |     | Weight    | 141   |
| Depth  | 29¾ | Seat Depth  | 20¾ | No Arm Cap | 22¾ | Cubic Ft. | 41.00 |
| Height | 29¾ | Seat Width  | 55¾ | Arm Cap    | 22¾ |           |       |
|        |     |             |     | Arm Width  | 3½  |           |       |

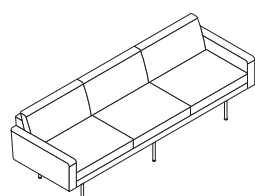
- Contrasting fabric option – specify X (i.e., K89L2CVABUTBX); see page 742. For list pricing, use your electronic specification tool or contact customer service
- Weight Limit 253 lbs.
- Tight-back
- Clean out
- 2mm tubular metal legs
- Non-skid, adjustable glides
- Arm cap on applicable models

**TO ORDER, SPECIFY:**

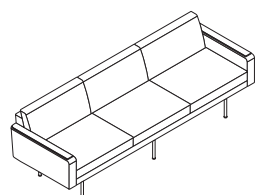
1. Model Number
2. Inner Back Upholstery Grade
3. Inner Back Upholstery Number
4. Outer Back Upholstery Grade
5. Outer Back Upholstery Number
6. Seat Upholstery Grade
7. Seat Upholstery Number
8. Arm Upholstery Grade
9. Arm Upholstery Number
10. Front Panel/Accent Upholstery Grade
11. Front Panel/Accent Upholstery Number
12. Leg Metal Finish Designator
13. Arm Cap Finish or Color Designator (if applicable)
14. Moisture Barrier Optional for Seat, or Seat and Inside Back

- See page 741 for Whittaker Health options
- See pages 775-780 for COM fabric yardage

**THREE SEAT CONVENIENCE  
ARM ON BOTH SIDES  
LOUNGE**



No Arm Caps



Arm Caps

**MODEL  
NO.**

**ALLIANCE PROGRAM PRICE GRADES**

|                |                       | A       | B    | C    | D    | E     | F     | G     | H     | I     |
|----------------|-----------------------|---------|------|------|------|-------|-------|-------|-------|-------|
|                |                       | J       | K    | L    | M    | N     | O     | P     | Q     | R     |
| K89L3CVABUTB   | No Arm Cap            | \$ 5429 | 5700 | 5911 | 6124 | 6346  | 6608  | 6770  | 7053  | 7294  |
|                |                       | 7547    | 7951 | 8758 | 9262 | 9373  | 9465  | 9595  | 9717  | 10271 |
| K89L3CVABACWTB | Wood Arm Cap          | 5513    | 5784 | 5995 | 6208 | 6430  | 6692  | 6854  | 7137  | 7378  |
|                |                       | 7631    | 8035 | 8842 | 9346 | 9457  | 9549  | 9679  | 9801  | 10355 |
| K89L3CVABACPTB | Polyurethane Arm Cap  | 5563    | 5834 | 6045 | 6258 | 6480  | 6742  | 6904  | 7187  | 7428  |
|                |                       | 7681    | 8085 | 8892 | 9396 | 9507  | 9599  | 9729  | 9851  | 10405 |
| K89L3CVABACTTB | 3D Laminate Arm Cap   | 5754    | 6025 | 6236 | 6449 | 6671  | 6933  | 7095  | 7378  | 7619  |
|                |                       | 7872    | 8276 | 9083 | 9587 | 9698  | 9790  | 9920  | 10042 | 10596 |
| K89L3CVABACSTB | Solid Surface Arm Cap | 6094    | 6365 | 6576 | 6789 | 7011  | 7273  | 7435  | 7718  | 7959  |
|                |                       | 8212    | 8616 | 9423 | 9927 | 10038 | 10130 | 10260 | 10382 | 10936 |

**DIMENSIONS**

|        |     |             |     |            |     |           |       |
|--------|-----|-------------|-----|------------|-----|-----------|-------|
| Width  | 89½ | Seat Height | 18¾ | Arm Height |     | Weight    | 214   |
| Depth  | 29¾ | Seat Depth  | 20¼ | No Arm Cap | 22¾ | Cubic Ft. | 58.00 |
| Height | 29¾ | Seat Width  | 82½ | Arm Cap    | 22¼ |           |       |
|        |     |             |     | Arm Width  | 3½  |           |       |

- Contrasting fabric option – specify X (i.e., K89L3CVABUTBX); see page 742. For list pricing, use your electronic specification tool or contact customer service
- Weight Limit 253 lbs.
- Tight-back
- Clean out
- 2mm tubular metal legs
- Non-skid, adjustable glides
- Arm cap on applicable models

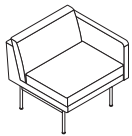
# WHITTAKER HEALTH

## TO ORDER, SPECIFY:

1. Model Number
2. Inner Back Upholstery Grade
3. Inner Back Upholstery Number
4. Outer Back Upholstery Grade
5. Outer Back Upholstery Number
6. Seat Upholstery Grade
7. Seat Upholstery Number
8. Arm Upholstery Grade
9. Arm Upholstery Number
10. Front Panel/Accent Upholstery Grade
11. Front Panel/Accent Upholstery Number
12. Leg Metal Finish Designator
13. Moisture Barrier Optional for Seat, or Seat and Inside Back

- See page 741 for Whittaker Health options
- See pages 775-780 for COM fabric yardage

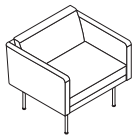
### ONE SEAT FULL ARM(S) LOUNGE



Full Arm on Left



Full Arm on Right



Full Arm on Both Sides

### MODEL NO.

### ALLIANCE PROGRAM PRICE GRADES

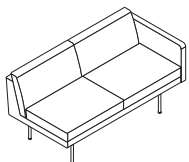
|            |                        |    | A    | B    | C    | D    | E    | F    | G    | H    | I    |
|------------|------------------------|----|------|------|------|------|------|------|------|------|------|
|            |                        |    | J    | K    | L    | M    | N    | O    | P    | Q    | R    |
| K89L1FALTB | Full Arm on Left       | \$ | 2686 | 2831 | 2942 | 3054 | 3172 | 3311 | 3396 | 3545 | 3674 |
|            |                        |    | 3807 | 4021 | 4447 | 4714 | 4774 | 4822 | 4892 | 4955 | 5248 |
| K89L1FARTB | Full Arm on Right      |    | 2686 | 2831 | 2942 | 3054 | 3172 | 3311 | 3396 | 3545 | 3674 |
|            |                        |    | 3807 | 4021 | 4447 | 4714 | 4774 | 4822 | 4892 | 4955 | 5248 |
| K89L1FABTB | Full Arm on Both Sides |    | 2964 | 3127 | 3252 | 3378 | 3511 | 3667 | 3762 | 3930 | 4075 |
|            |                        |    | 4224 | 4464 | 4944 | 5244 | 5311 | 5364 | 5443 | 5514 | 5844 |

### DIMENSIONS

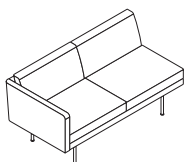
|        |     |             |     |            |     |                      |       |
|--------|-----|-------------|-----|------------|-----|----------------------|-------|
| Width  | 29¾ | Seat Height | 18¾ | Arm Height | 26¾ | Weight               | 86    |
| Depth  | 29¾ | Seat Depth  | 20⅞ | Arm Width  | 2   | Weight Both Sides    | 93    |
| Height | 29⅜ | Seat Width  | 27¾ |            |     | Cubic Ft.            | 20.00 |
|        |     |             |     |            |     | Cubic Ft. Both Sides | 22.00 |

- Contrasting fabric option – specify X (i.e., K89L1FALTBX); see page 742. For list pricing, use your electronic specification tool or contact customer service
- Weight Limit 253 lbs.
- Tight-back
- Clean out
- 2mm tubular metal legs
- Non-skid, adjustable glides

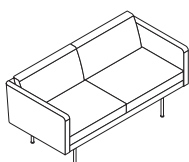
### TWO SEAT FULL ARM(S) LOUNGE



Full Arm on Left



Full Arm on Right



Full Arm on Both Sides

|            |                        |    | A    | B    | C    | D    | E    | F    | G    | H    | I    |
|------------|------------------------|----|------|------|------|------|------|------|------|------|------|
|            |                        |    | J    | K    | L    | M    | N    | O    | P    | Q    | R    |
| K89L2FALTB | Full Arm on Left       | \$ | 3923 | 4131 | 4293 | 4455 | 4624 | 4824 | 4948 | 5162 | 5347 |
|            |                        |    | 5540 | 5848 | 6463 | 6849 | 6934 | 7003 | 7103 | 7195 | 7619 |
| K89L2FARTB | Full Arm on Right      |    | 3923 | 4131 | 4293 | 4455 | 4624 | 4824 | 4948 | 5162 | 5347 |
|            |                        |    | 5540 | 5848 | 6463 | 6849 | 6934 | 7003 | 7103 | 7195 | 7619 |
| K89L2FABTB | Full Arm on Both Sides |    | 4226 | 4452 | 4628 | 4804 | 4988 | 5205 | 5339 | 5572 | 5773 |
|            |                        |    | 5982 | 6316 | 6985 | 7404 | 7496 | 7570 | 7679 | 7779 | 8240 |

### DIMENSIONS

|        |     |             |     |            |     |                      |       |
|--------|-----|-------------|-----|------------|-----|----------------------|-------|
| Width  | 57¾ | Seat Height | 18¾ | Arm Height | 26¾ | Weight               | 133   |
| Depth  | 29¾ | Seat Depth  | 20⅞ | Arm Width  | 2   | Weight Both Sides    | 140   |
| Height | 29⅜ | Seat Width  | 55¾ |            |     | Cubic Ft.            | 37.00 |
|        |     |             |     |            |     | Cubic Ft. Both Sides | 39.00 |

- Contrasting fabric option – specify X (i.e., K89L2FALTBX); see page 742. For list pricing, use your electronic specification tool or contact customer service
- Weight Limit 253 lbs.
- Tight-back
- Clean out
- 2mm tubular metal legs
- Non-skid, adjustable glides

**TO ORDER, SPECIFY:**

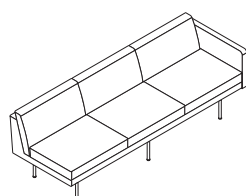
1. Model Number
2. Inner Back Upholstery Grade
3. Inner Back Upholstery Number
4. Outer Back Upholstery Grade
5. Outer Back Upholstery Number
6. Seat Upholstery Grade
7. Seat Upholstery Number
8. Arm Upholstery Grade
9. Arm Upholstery Number
10. Front Panel/Accent Upholstery Grade
11. Front Panel/Accent Upholstery Number
12. Leg Metal Finish Designator
13. Moisture Barrier Optional for Seat, or Seat and Inside Back

- See page 741 for Whittaker Health options
- See pages 775-780 for COM fabric yardage

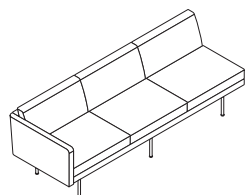
**THREE SEAT FULL ARM(S) LOUNGE**

**MODEL NO.**

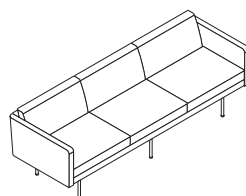
**ALLIANCE PROGRAM PRICE GRADES**



Full Arm on Left



Full Arm on Right



Full Arm on Both Sides

| MODEL NO.  | Description            | Price | A    | B    | C    | D    | E    | F    | G    | H    | I     |
|------------|------------------------|-------|------|------|------|------|------|------|------|------|-------|
|            |                        |       | J    | K    | L    | M    | N    | O    | P    | Q    | R     |
| K89L3FALTB | Full Arm on Left       | \$    | 5021 | 5289 | 5498 | 5709 | 5928 | 6187 | 6348 | 6627 | 6865  |
|            |                        |       | 7116 | 7516 | 8313 | 8812 | 8922 | 9013 | 9141 | 9262 | 9810  |
| K89L3FARTB | Full Arm on Right      |       | 5021 | 5289 | 5498 | 5709 | 5928 | 6187 | 6348 | 6627 | 6865  |
|            |                        |       | 7116 | 7516 | 8313 | 8812 | 8922 | 9013 | 9141 | 9262 | 9810  |
| K89L3FABTB | Full Arm on Both Sides |       | 5062 | 5348 | 5571 | 5796 | 6030 | 6306 | 6477 | 6775 | 7029  |
|            |                        |       | 7296 | 7722 | 8573 | 9105 | 9222 | 9318 | 9455 | 9584 | 10169 |

**DIMENSIONS**

|        |     |             |     |            |     |                      |       |
|--------|-----|-------------|-----|------------|-----|----------------------|-------|
| Width  | 84½ | Seat Height | 18½ | Arm Height | 26½ | Weight               | 206   |
| Depth  | 29¾ | Seat Depth  | 20½ | Arm Width  | 2   | Weight Both Sides    | 214   |
| Height | 29⅜ | Seat Width  | 82½ |            |     | Cubic Ft.            | 55.00 |
|        |     |             |     |            |     | Cubic Ft. Both Sides | 56.00 |

- Contrasting fabric option – specify X (i.e., K89L3FALTBX); see page 742. For list pricing, use your electronic specification tool or contact customer service
- Weight Limit 253 lbs.
- Tight-back
- Clean out
- 2mm tubular metal legs
- Non-skid, adjustable glides

WHITTAKER HEALTH

**TO ORDER, SPECIFY:**

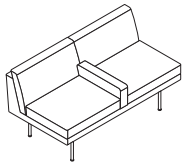
1. Model Number
2. Inner Back Upholstery Grade
3. Inner Back Upholstery Number
4. Outer Back Upholstery Grade
5. Outer Back Upholstery Number
6. Seat Upholstery Grade
7. Seat Upholstery Number
8. Arm Upholstery Grade
9. Arm Upholstery Number
10. Front Panel/Accent Upholstery Grade
11. Front Panel/Accent Upholstery Number
12. Leg Metal Finish Designator
13. Moisture Barrier Optional for Seat, or Seat and Inside Back

- See page 741 for Whittaker Health options
- See pages 775-780 for COM fabric yardage

**TWO SEAT INTERIOR ARMS, NO SIDE ARMS LOUNGE**

**MODEL NO.**

**ALLIANCE PROGRAM PRICE GRADES**



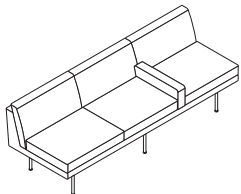
|            |                     | A       | B    | C    | D    | E    | F    | G    | H    | I    |
|------------|---------------------|---------|------|------|------|------|------|------|------|------|
|            |                     | J       | K    | L    | M    | N    | O    | P    | Q    | R    |
| K89L2XAITB | Interior Arm Center | \$ 3435 | 3632 | 3784 | 3938 | 4098 | 4288 | 4404 | 4607 | 4783 |
|            |                     | 4964    | 5255 | 5837 | 6201 | 6282 | 6347 | 6443 | 6529 | 6929 |

**DIMENSIONS**

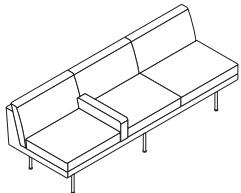
|        |         |             |     |            |       |           |       |
|--------|---------|-------------|-----|------------|-------|-----------|-------|
| Width  | 55%     | Seat Height | 18% | Arm Height | 26%   | Weight    | 132   |
| Depth  | 29%     | Seat Depth  | 20% | Arm Width  | 3 1/2 | Cubic Ft. | 36.00 |
| Height | 29 3/16 | Seat Width  | 55% |            |       |           |       |

- Contrasting fabric option – specify X (i.e., K89L2XAITBX); see page 742. For list pricing, use your electronic specification tool or contact customer service
- Weight Limit 253 lbs.
- Tight-back
- Clean out
- 2mm tubular metal legs
- Non-skid, adjustable glides

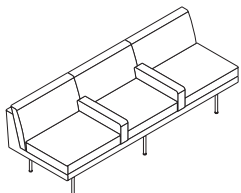
**THREE SEAT INTERIOR ARMS, NO SIDE ARMS LOUNGE**



Interior Arm Left



Interior Arm Right



Interior Arms Left and Right

|             |                              | A       | B    | C    | D    | E    | F    | G    | H    | I    |
|-------------|------------------------------|---------|------|------|------|------|------|------|------|------|
|             |                              | J       | K    | L    | M    | N    | O    | P    | Q    | R    |
| K89L3XAILTB | Interior Arm Left            | \$ 4607 | 4870 | 5074 | 5281 | 5496 | 5750 | 5907 | 6181 | 6415 |
|             |                              | 6660    | 7052 | 7833 | 8322 | 8430 | 8519 | 8645 | 8763 | 9300 |
| K89L3XAIRTB | Interior Arm Right           | 4607    | 4870 | 5074 | 5281 | 5496 | 5750 | 5907 | 6181 | 6415 |
|             |                              | 6660    | 7052 | 7833 | 8322 | 8430 | 8519 | 8645 | 8763 | 9300 |
| K89L3XAIBTB | Interior Arms Left and Right | 4614    | 4877 | 5081 | 5288 | 5503 | 5757 | 5914 | 6188 | 6422 |
|             |                              | 6667    | 7059 | 7840 | 8329 | 8437 | 8526 | 8652 | 8770 | 9307 |

**DIMENSIONS**

|        |         |             |        |            |     |                   |       |
|--------|---------|-------------|--------|------------|-----|-------------------|-------|
| Width  | 82 1/2  | Seat Height | 18%    | Arm Height | 26% | Weight            | 206   |
| Depth  | 29%     | Seat Depth  | 20%    | Arm Width  | 2   | Weight Both Sides | 213   |
| Height | 29 3/16 | Seat Width  | 82 1/2 |            |     | Cubic Ft.         | 53.00 |

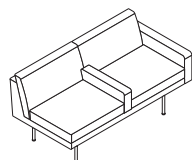
- Contrasting fabric option – specify X (i.e., K89L3XAILTBX); see page 742. For list pricing, use your electronic specification tool or contact customer service
- Weight Limit 253 lbs.
- Tight-back
- Clean out
- 2mm tubular metal legs
- Non-skid, adjustable glides

**TO ORDER, SPECIFY:**

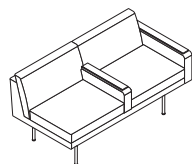
- 1. Model Number
- 2. Inner Back Upholstery Grade
- 3. Inner Back Upholstery Number
- 4. Outer Back Upholstery Grade
- 5. Outer Back Upholstery Number
- 6. Seat Upholstery Grade
- 7. Seat Upholstery Number
- 8. Arm Upholstery Grade
- 9. Arm Upholstery Number
- 10. Front Panel/Accent Upholstery Grade
- 11. Front Panel/Accent Upholstery Number
- 12. Leg Metal Finish Designator
- 13. Arm Cap Finish or Color Designator (if applicable)
- 14. Moisture Barrier Optional for Seat, or Seat and Inside Back

- See page 741 for Whittaker Health options
- See pages 775-780 for COM fabric yardage

**TWO SEAT INTERIOR ARM IN CENTER, CONVENIENCE ARM ON LEFT LOUNGE**



No Arm Caps



Arm Caps

**MODEL NO.**

**ALLIANCE PROGRAM PRICE GRADES**

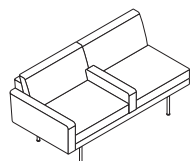
|                 |                        | A       | B    | C    | D    | E    | F    | G    | H    | I    |
|-----------------|------------------------|---------|------|------|------|------|------|------|------|------|
|                 |                        | J       | K    | L    | M    | N    | O    | P    | Q    | R    |
| K89L2CVALIUTB   | No Arm Caps            | \$ 3978 | 4186 | 4348 | 4510 | 4679 | 4879 | 5003 | 5217 | 5402 |
|                 |                        | 5595    | 5903 | 6518 | 6904 | 6989 | 7058 | 7158 | 7250 | 7674 |
| K89L2CVALIACWTB | Wood Arm Caps          | 4056    | 4264 | 4426 | 4588 | 4757 | 4957 | 5081 | 5295 | 5480 |
|                 |                        | 5673    | 5981 | 6596 | 6982 | 7067 | 7136 | 7236 | 7328 | 7752 |
| K89L2CVALIACPTB | Polyurethane Arm Caps  | 4112    | 4320 | 4482 | 4644 | 4813 | 5013 | 5137 | 5351 | 5536 |
|                 |                        | 5729    | 6037 | 6652 | 7038 | 7123 | 7192 | 7292 | 7384 | 7808 |
| K89L2CVALIACCTB | 3D Laminate Arm Caps   | 4620    | 4828 | 4990 | 5152 | 5321 | 5521 | 5645 | 5859 | 6044 |
|                 |                        | 6237    | 6545 | 7160 | 7546 | 7631 | 7700 | 7800 | 7892 | 8316 |
| K89L2CVALIACSTB | Solid Surface Arm Caps | 4807    | 5015 | 5177 | 5339 | 5508 | 5708 | 5832 | 6046 | 6231 |
|                 |                        | 6424    | 6732 | 7347 | 7733 | 7818 | 7887 | 7987 | 8079 | 8503 |

**DIMENSIONS**

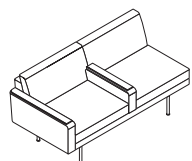
|        |                                  |             |                                  |            |                                 |           |       |
|--------|----------------------------------|-------------|----------------------------------|------------|---------------------------------|-----------|-------|
| Width  | 58%                              | Seat Height | 18%                              | Arm Height |                                 | Weight    | 140   |
| Depth  | 29%                              | Seat Depth  | 20 <sup>3</sup> / <sub>16</sub>  | No Arm Cap | 22 <sup>3</sup> / <sub>16</sub> | Cubic Ft. | 38.00 |
| Height | 29 <sup>13</sup> / <sub>16</sub> | Seat Width  | 25 <sup>13</sup> / <sub>16</sub> | Arm Cap    | 22 <sup>1</sup> / <sub>16</sub> |           |       |
|        |                                  |             |                                  | Arm Width  | 3 <sup>1</sup> / <sub>2</sub>   |           |       |

- Contrasting fabric option – specify X (i.e., K89L2CVALIUTBX); see page 742. For list pricing, use your electronic specification tool or contact customer service
- Weight Limit 253 lbs.
- Tight-back
- Clean out
- 2mm tubular metal legs
- Non-skid, adjustable glides
- Arm caps on applicable models

**TWO SEAT INTERIOR ARM IN CENTER, CONVENIENCE ARM ON RIGHT LOUNGE**



No Arm Caps



Arm Caps

|                 |                        | A       | B    | C    | D    | E    | F    | G    | H    | I    |
|-----------------|------------------------|---------|------|------|------|------|------|------|------|------|
|                 |                        | J       | K    | L    | M    | N    | O    | P    | Q    | R    |
| K89L2CVARIUTB   | No Arm Caps            | \$ 3978 | 4186 | 4348 | 4510 | 4679 | 4879 | 5003 | 5217 | 5402 |
|                 |                        | 5595    | 5903 | 6518 | 6904 | 6989 | 7058 | 7158 | 7250 | 7674 |
| K89L2CVARIACWTB | Wood Arm Caps          | 4056    | 4264 | 4426 | 4588 | 4757 | 4957 | 5081 | 5295 | 5480 |
|                 |                        | 5673    | 5981 | 6596 | 6982 | 7067 | 7136 | 7236 | 7328 | 7752 |
| K89L2CVARIACPTB | Polyurethane Arm Caps  | 4112    | 4320 | 4482 | 4644 | 4813 | 5013 | 5137 | 5351 | 5536 |
|                 |                        | 5729    | 6037 | 6652 | 7038 | 7123 | 7192 | 7292 | 7384 | 7808 |
| K89L2CVARIACCTB | 3D Laminate Arm Caps   | 4620    | 4828 | 4990 | 5152 | 5321 | 5521 | 5645 | 5859 | 6044 |
|                 |                        | 6237    | 6545 | 7160 | 7546 | 7631 | 7700 | 7800 | 7892 | 8316 |
| K89L2CVARIACSTB | Solid Surface Arm Caps | 4807    | 5015 | 5177 | 5339 | 5508 | 5708 | 5832 | 6046 | 6231 |
|                 |                        | 6424    | 6732 | 7347 | 7733 | 7818 | 7887 | 7987 | 8079 | 8503 |

**DIMENSIONS**

|        |                                  |             |                                  |            |                                 |           |       |
|--------|----------------------------------|-------------|----------------------------------|------------|---------------------------------|-----------|-------|
| Width  | 58%                              | Seat Height | 18%                              | Arm Height |                                 | Weight    | 140   |
| Depth  | 29%                              | Seat Depth  | 20 <sup>3</sup> / <sub>16</sub>  | No Arm Cap | 22 <sup>3</sup> / <sub>16</sub> | Cubic Ft. | 38.00 |
| Height | 29 <sup>13</sup> / <sub>16</sub> | Seat Width  | 25 <sup>13</sup> / <sub>16</sub> | Arm Cap    | 22 <sup>1</sup> / <sub>16</sub> |           |       |
|        |                                  |             |                                  | Arm Width  | 3 <sup>1</sup> / <sub>2</sub>   |           |       |

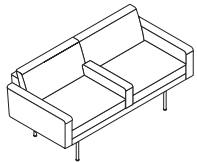
- Contrasting fabric option – specify X (i.e., K89L2CVARIUTBX); see page 742. For list pricing, use your electronic specification tool or contact customer service
- Weight Limit 253 lbs.
- Tight-back
- Clean out
- 2mm tubular metal legs
- Non-skid, adjustable glides
- Arm caps on applicable models

**TO ORDER, SPECIFY:**

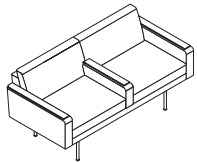
1. Model Number
2. Inner Back Upholstery Grade
3. Inner Back Upholstery Number
4. Outer Back Upholstery Grade
5. Outer Back Upholstery Number
6. Seat Upholstery Grade
7. Seat Upholstery Number
8. Arm Upholstery Grade
9. Arm Upholstery Number
10. Front Panel/Accent Upholstery Grade
11. Front Panel/Accent Upholstery Number
12. Leg Metal Finish Designator
13. Arm Cap Finish or Color Designator (if applicable)
14. Moisture Barrier Optional for Seat, or Seat and Inside Back

- See page 741 for Whittaker Health options
- See pages 775-780 for COM fabric yardage

**TWO SEAT INTERIOR ARM  
IN CENTER, CONVENIENCE  
ARM ON BOTH SIDES  
LOUNGE**



No Arm Caps



Arm Caps

**MODEL  
NO.**

**ALLIANCE PROGRAM PRICE GRADES**

|                 |                        |    | A    | B    | C    | D    | E    | F    | G    | H    | I    |
|-----------------|------------------------|----|------|------|------|------|------|------|------|------|------|
|                 |                        |    | J    | K    | L    | M    | N    | O    | P    | Q    | R    |
| K89L2CVABIUTB   | No Arm Caps            | \$ | 4098 | 4313 | 4480 | 4647 | 4822 | 5029 | 5156 | 5378 | 5569 |
|                 |                        |    | 5768 | 6086 | 6721 | 7120 | 7207 | 7278 | 7382 | 7477 | 7915 |
| K89L2CVABIACWTB | Wood Arm Caps          |    | 4251 | 4466 | 4633 | 4800 | 4975 | 5182 | 5309 | 5531 | 5722 |
|                 |                        |    | 5921 | 6239 | 6874 | 7273 | 7360 | 7431 | 7535 | 7630 | 8068 |
| K89L2CVABIACPTB | Polyurethane Arm Caps  |    | 4439 | 4654 | 4821 | 4988 | 5163 | 5370 | 5497 | 5719 | 5910 |
|                 |                        |    | 6109 | 6427 | 7062 | 7461 | 7548 | 7619 | 7723 | 7818 | 8256 |
| K89L2CVABIACCTB | 3D Laminate Arm Caps   |    | 5084 | 5299 | 5466 | 5633 | 5808 | 6015 | 6142 | 6364 | 6555 |
|                 |                        |    | 6754 | 7072 | 7707 | 8106 | 8193 | 8264 | 8368 | 8463 | 8901 |
| K89L2CVABIACSTB | Solid Surface Arm Caps |    | 5338 | 5553 | 5720 | 5887 | 6062 | 6269 | 6396 | 6618 | 6809 |
|                 |                        |    | 7008 | 7326 | 7961 | 8360 | 8447 | 8518 | 8622 | 8717 | 9155 |

**DIMENSIONS**

|        |                  |             |                  |            |                  |           |       |
|--------|------------------|-------------|------------------|------------|------------------|-----------|-------|
| Width  | 62 $\frac{3}{8}$ | Seat Height | 18 $\frac{3}{8}$ | Arm Height |                  | Weight    | 140   |
| Depth  | 29 $\frac{3}{4}$ | Seat Depth  | 20 $\frac{1}{4}$ | No Arm Cap | 22 $\frac{3}{4}$ | Cubic Ft. | 38.00 |
| Height | 29 $\frac{3}{8}$ | Seat Width  | 25 $\frac{1}{4}$ | Arm Cap    | 22 $\frac{1}{4}$ |           |       |
|        |                  |             |                  | Arm Width  | 3 $\frac{1}{2}$  |           |       |

- Contrasting fabric option – specify X (i.e., K89L2CVABIUTBX); see page 742. For list pricing, use your electronic specification tool or contact customer service
- Weight Limit 253 lbs.
- Tight-back
- Clean out
- 2mm tubular metal legs
- Non-skid, adjustable glides
- Arm caps on applicable models

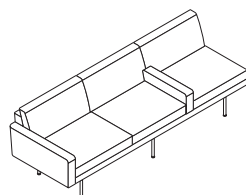


**TO ORDER, SPECIFY:**

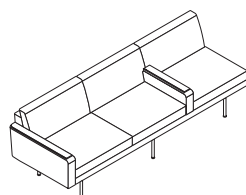
- 1. Model Number
- 2. Inner Back Upholstery Grade
- 3. Inner Back Upholstery Number
- 4. Outer Back Upholstery Grade
- 5. Outer Back Upholstery Number
- 6. Seat Upholstery Grade
- 7. Seat Upholstery Number
- 8. Arm Upholstery Grade
- 9. Arm Upholstery Number
- 10. Front Panel/Accent Upholstery Grade
- 11. Front Panel/Accent Upholstery Number
- 12. Leg Metal Finish Designator
- 13. Arm Cap Finish or Color Designator (if applicable)
- 14. Moisture Barrier Optional for Seat, or Seat and Inside Back

- See page 741 for Whittaker Health options
- See pages 775-780 for COM fabric yardage

**THREE SEAT INTERIOR ARM ON LEFT, CONVENIENCE ARM ON RIGHT LOUNGE**



No Arm Caps



Arm Caps

**MODEL NO.**

**ALLIANCE PROGRAM PRICE GRADES**

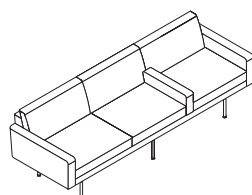
|                  |                        | A       | B    | C    | D    | E    | F    | G     | H     | I     |
|------------------|------------------------|---------|------|------|------|------|------|-------|-------|-------|
|                  |                        | J       | K    | L    | M    | N    | O    | P     | Q     | R     |
| K89L3CVARILUTB   | No Arm Caps            | \$ 5094 | 5359 | 5565 | 5772 | 5989 | 6244 | 6402  | 6678  | 6913  |
|                  |                        | 7160    | 7554 | 8341 | 8833 | 8941 | 9030 | 9157  | 9276  | 9817  |
| K89L3CVARILACWTB | Wood Arm Caps          | 5160    | 5425 | 5631 | 5838 | 6055 | 6310 | 6468  | 6744  | 6979  |
|                  |                        | 7226    | 7620 | 8407 | 8899 | 9007 | 9096 | 9223  | 9342  | 9883  |
| K89L3CVARILACPTB | Polyurethane Arm Caps  | 5242    | 5507 | 5713 | 5920 | 6137 | 6392 | 6550  | 6826  | 7061  |
|                  |                        | 7308    | 7702 | 8489 | 8981 | 9089 | 9178 | 9305  | 9424  | 9965  |
| K89L3CVARILACTTB | 3D Laminate Arm Caps   | 5765    | 6030 | 6236 | 6443 | 6660 | 6915 | 7073  | 7349  | 7584  |
|                  |                        | 7831    | 8225 | 9012 | 9504 | 9612 | 9701 | 9828  | 9947  | 10488 |
| K89L3CVARILACSTB | Solid Surface Arm Caps | 5941    | 6206 | 6412 | 6619 | 6836 | 7091 | 7249  | 7525  | 7760  |
|                  |                        | 8007    | 8401 | 9188 | 9680 | 9788 | 9877 | 10004 | 10123 | 10664 |

**DIMENSIONS**

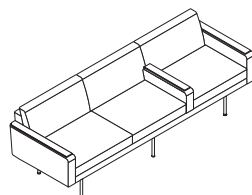
|        |     |             |     |            |     |           |       |
|--------|-----|-------------|-----|------------|-----|-----------|-------|
| Width  | 89½ | Seat Height | 18½ | Arm Height |     | Weight    | 213   |
| Depth  | 29¾ | Seat Depth  | 20¾ | No Arm Cap | 22¾ | Cubic Ft. | 56.00 |
| Height | 29¾ | Seat Width  | 25¾ | Arm Cap    | 22¾ |           |       |
|        |     |             |     | Arm Width  | 3½  |           |       |

- Contrasting fabric option – specify X (i.e., K89L3CVARILUTBX); see page 742. For list pricing, use your electronic specification tool or contact customer service
- Weight Limit 253 lbs.
- Tight-back
- Clean out
- 2mm tubular metal legs
- Non-skid, adjustable glides
- Arm caps on applicable models

**THREE SEAT INTERIOR ARM ON LEFT, CONVENIENCE ARMS ON BOTH SIDES LOUNGE**



No Arm Caps



Arm Caps

|                  |                        | A       | B    | C     | D     | E     | F     | G     | H     | I     |
|------------------|------------------------|---------|------|-------|-------|-------|-------|-------|-------|-------|
|                  |                        | J       | K    | L     | M     | N     | O     | P     | Q     | R     |
| K89L3CVABILUTB   | No Arm Caps            | \$ 5413 | 5688 | 5902  | 6118  | 6343  | 6609  | 6773  | 7060  | 7304  |
|                  |                        | 7561    | 7971 | 8788  | 9300  | 9412  | 9505  | 9637  | 9761  | 10323 |
| K89L3CVABILACWTB | Wood Arm Caps          | 5441    | 5716 | 5930  | 6146  | 6371  | 6637  | 6801  | 7088  | 7332  |
|                  |                        | 7589    | 7999 | 8816  | 9328  | 9440  | 9533  | 9665  | 9789  | 10351 |
| K89L3CVABILACPTB | Polyurethane Arm Caps  | 5600    | 5875 | 6089  | 6305  | 6530  | 6796  | 6960  | 7247  | 7491  |
|                  |                        | 7748    | 8158 | 8975  | 9487  | 9599  | 9692  | 9824  | 9948  | 10510 |
| K89L3CVABILACTTB | 3D Laminate Arm Caps   | 6395    | 6670 | 6884  | 7100  | 7325  | 7591  | 7755  | 8042  | 8286  |
|                  |                        | 8543    | 8953 | 9770  | 10282 | 10394 | 10487 | 10619 | 10743 | 11305 |
| K89L3CVABILACSTB | Solid Surface Arm Caps | 6654    | 6929 | 7143  | 7359  | 7584  | 7850  | 8014  | 8301  | 8545  |
|                  |                        | 8802    | 9212 | 10029 | 10541 | 10653 | 10746 | 10878 | 11002 | 11564 |

**DIMENSIONS**

|        |     |             |     |            |     |           |       |
|--------|-----|-------------|-----|------------|-----|-----------|-------|
| Width  | 89½ | Seat Height | 18½ | Arm Height |     | Weight    | 221   |
| Depth  | 29¾ | Seat Depth  | 20¾ | No Arm Cap | 22¾ | Cubic Ft. | 58.00 |
| Height | 29¾ | Seat Width  | 25¾ | Arm Cap    | 22¾ |           |       |
|        |     |             |     | Arm Width  | 3½  |           |       |

- Contrasting fabric option – specify X (i.e., K89L3CVABILUTBX); see page 742. For list pricing, use your electronic specification tool or contact customer service
- Weight Limit 253 lbs.
- Tight-back
- Clean out
- 2mm tubular metal legs
- Non-skid, adjustable glides
- Arm caps on applicable models

# WHITTAKER HEALTH

## TO ORDER, SPECIFY:

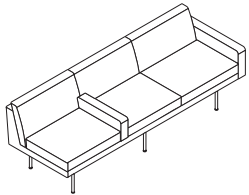
1. Model Number
2. Inner Back Upholstery Grade
3. Inner Back Upholstery Number
4. Outer Back Upholstery Grade
5. Outer Back Upholstery Number
6. Seat Upholstery Grade
7. Seat Upholstery Number
8. Arm Upholstery Grade
9. Arm Upholstery Number
10. Front Panel/Accent Upholstery Grade
11. Front Panel/Accent Upholstery Number
12. Leg Metal Finish Designator
13. Arm Cap Finish or Color Designator (if applicable)
14. Moisture Barrier Optional for Seat, or Seat and Inside Back

- See page 741 for Whittaker Health options
- See pages 775-780 for COM fabric yardage

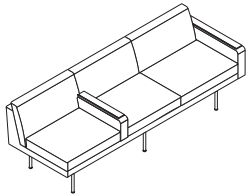
### THREE SEAT INTERIOR ARM ON RIGHT, CONVENIENCE ARM ON LEFT LOUNGE

#### MODEL NO.

#### ALLIANCE PROGRAM PRICE GRADES



No Arm Caps



Arm Caps

|                  |                        |    | A    | B    | C    | D    | E    | F    | G     | H     | I     |
|------------------|------------------------|----|------|------|------|------|------|------|-------|-------|-------|
|                  |                        |    | J    | K    | L    | M    | N    | O    | P     | Q     | R     |
| K89L3CVALIRUTB   | No Arm Caps            | \$ | 5094 | 5359 | 5565 | 5772 | 5989 | 6244 | 6402  | 6678  | 6913  |
|                  |                        |    | 7160 | 7554 | 8341 | 8833 | 8941 | 9030 | 9157  | 9276  | 9817  |
| K89L3CVALIRACWTB | Wood Arm Caps          |    | 5160 | 5425 | 5631 | 5838 | 6055 | 6310 | 6468  | 6744  | 6979  |
|                  |                        |    | 7226 | 7620 | 8407 | 8899 | 9007 | 9096 | 9223  | 9342  | 9883  |
| K89L3CVALIRACPTB | Polyurethane Arm Caps  |    | 5242 | 5507 | 5713 | 5920 | 6137 | 6392 | 6550  | 6826  | 7061  |
|                  |                        |    | 7308 | 7702 | 8489 | 8981 | 9089 | 9178 | 9305  | 9424  | 9965  |
| K89L3CVALIRACTTB | 3D Laminate Arm Caps   |    | 5765 | 6030 | 6236 | 6443 | 6660 | 6915 | 7073  | 7349  | 7584  |
|                  |                        |    | 7831 | 8225 | 9012 | 9504 | 9612 | 9701 | 9828  | 9947  | 10488 |
| K89L3CVALIRACSTB | Solid Surface Arm Caps |    | 5941 | 6206 | 6412 | 6619 | 6836 | 7091 | 7249  | 7525  | 7760  |
|                  |                        |    | 8007 | 8401 | 9188 | 9680 | 9788 | 9877 | 10004 | 10123 | 10664 |

#### DIMENSIONS

|        |                  |             |                  |            |                  |           |       |
|--------|------------------|-------------|------------------|------------|------------------|-----------|-------|
| Width  | 89 $\frac{1}{2}$ | Seat Height | 18 $\frac{1}{2}$ | Arm Height |                  | Weight    | 213   |
| Depth  | 29 $\frac{3}{4}$ | Seat Depth  | 20 $\frac{1}{4}$ | No Arm Cap | 22 $\frac{1}{4}$ | Cubic Ft. | 56.00 |
| Height | 29 $\frac{3}{8}$ | Seat Width  | 25 $\frac{1}{4}$ | Arm Cap    | 22 $\frac{1}{4}$ |           |       |
|        |                  |             |                  | Arm Width  | 3 $\frac{1}{2}$  |           |       |

- Contrasting fabric option – specify X (i.e., K89L3CVALIRUTBX); see page 742. For list pricing, use your electronic specification tool or contact customer service
- Weight Limit 253 lbs.
- Tight-back
- Clean out
- 2mm tubular metal legs
- Non-skid, adjustable glides
- Arm caps on applicable models

### THREE SEAT INTERIOR ARM ON RIGHT, CONVENIENCE ARMS ON BOTH SIDES LOUNGE

|                  |                        |    | A    | B    | C     | D     | E     | F     | G     | H     | I     |
|------------------|------------------------|----|------|------|-------|-------|-------|-------|-------|-------|-------|
|                  |                        |    | J    | K    | L     | M     | N     | O     | P     | Q     | R     |
| K89L3CVABIRUTB   | No Arm Caps            | \$ | 5413 | 5688 | 5902  | 6118  | 6343  | 6609  | 6773  | 7060  | 7304  |
|                  |                        |    | 7561 | 7971 | 8788  | 9300  | 9412  | 9505  | 9637  | 9761  | 10323 |
| K89L3CVABIRACWTB | Wood Arm Caps          |    | 5441 | 5716 | 5930  | 6146  | 6371  | 6637  | 6801  | 7088  | 7332  |
|                  |                        |    | 7589 | 7999 | 8816  | 9328  | 9440  | 9533  | 9665  | 9789  | 10351 |
| K89L3CVABIRACPTB | Polyurethane Arm Caps  |    | 5600 | 5875 | 6089  | 6305  | 6530  | 6796  | 6960  | 7247  | 7491  |
|                  |                        |    | 7748 | 8158 | 8975  | 9487  | 9599  | 9692  | 9824  | 9948  | 10510 |
| K89L3CVABIRACTTB | 3D Laminate Arm Caps   |    | 6395 | 6670 | 6884  | 7100  | 7325  | 7591  | 7755  | 8042  | 8286  |
|                  |                        |    | 8543 | 8953 | 9770  | 10282 | 10394 | 10487 | 10619 | 10743 | 11305 |
| K89L3CVABIRACSTB | Solid Surface Arm Caps |    | 6654 | 6929 | 7143  | 7359  | 7584  | 7850  | 8014  | 8301  | 8545  |
|                  |                        |    | 8802 | 9212 | 10029 | 10541 | 10653 | 10746 | 10878 | 11002 | 11564 |

#### DIMENSIONS

|        |                  |             |                  |            |                  |           |       |
|--------|------------------|-------------|------------------|------------|------------------|-----------|-------|
| Width  | 89 $\frac{1}{2}$ | Seat Height | 18 $\frac{1}{2}$ | Arm Height |                  | Weight    | 221   |
| Depth  | 29 $\frac{3}{4}$ | Seat Depth  | 20 $\frac{1}{4}$ | No Arm Cap | 22 $\frac{1}{4}$ | Cubic Ft. | 58.00 |
| Height | 29 $\frac{3}{8}$ | Seat Width  | 25 $\frac{1}{4}$ | Arm Cap    | 22 $\frac{1}{4}$ |           |       |
|        |                  |             |                  | Arm Width  | 3 $\frac{1}{2}$  |           |       |

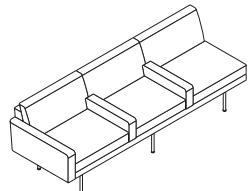
- Contrasting fabric option – specify X (i.e., K89L3CVABIRUTBX); see page 742. For list pricing, use your electronic specification tool or contact customer service
- Weight Limit 253 lbs.
- Tight-back
- Clean out
- 2mm tubular metal legs
- Non-skid, adjustable glides
- Arm caps on applicable models

**TO ORDER, SPECIFY:**

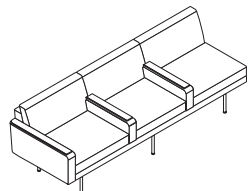
1. Model Number
2. Inner Back Upholstery Grade
3. Inner Back Upholstery Number
4. Outer Back Upholstery Grade
5. Outer Back Upholstery Number
6. Seat Upholstery Grade
7. Seat Upholstery Number
8. Arm Upholstery Grade
9. Arm Upholstery Number
10. Front Panel/Accent Upholstery Grade
11. Front Panel/Accent Upholstery Number
12. Leg Metal Finish Designator
13. Arm Cap Finish or Color Designator (if applicable)
14. Moisture Barrier Optional for Seat, or Seat and Inside Back

- See page 741 for Whittaker Health options
- See pages 775-780 for COM fabric yardage

**THREE SEAT INTERIOR  
ARMS ON LEFT AND RIGHT,  
CONVENIENCE ARM ON  
RIGHT LOUNGE**



No Arm Caps



Arm Caps

**MODEL  
NO.**

**ALLIANCE PROGRAM PRICE GRADES**

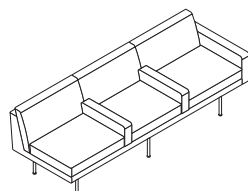
|                  |                        |    | A    | B    | C     | D     | E     | F     | G     | H     | I     |
|------------------|------------------------|----|------|------|-------|-------|-------|-------|-------|-------|-------|
|                  |                        |    | J    | K    | L     | M     | N     | O     | P     | Q     | R     |
| K89L3CVARIBUTB   | No Arm Caps            | \$ | 5351 | 5633 | 5853  | 6075  | 6305  | 6578  | 6747  | 7041  | 7292  |
|                  |                        |    | 7555 | 7976 | 8815  | 9340  | 9455  | 9551  | 9686  | 9813  | 10390 |
| K89L3CVARIBACWTB | Wood Arm Caps          |    | 5430 | 5712 | 5932  | 6154  | 6384  | 6657  | 6826  | 7120  | 7371  |
|                  |                        |    | 7634 | 8055 | 8894  | 9419  | 9534  | 9630  | 9765  | 9892  | 10469 |
| K89L3CVARIBACPTB | Polyurethane Arm Caps  |    | 5542 | 5824 | 6044  | 6266  | 6496  | 6769  | 6938  | 7232  | 7483  |
|                  |                        |    | 7746 | 8167 | 9006  | 9531  | 9646  | 9742  | 9877  | 10004 | 10581 |
| K89L3CVARIBACTTB | 3D Laminate Arm Caps   |    | 6311 | 6593 | 6813  | 7035  | 7265  | 7538  | 7707  | 8001  | 8252  |
|                  |                        |    | 8515 | 8936 | 9775  | 10300 | 10415 | 10511 | 10646 | 10773 | 11350 |
| K89L3CVARIBACSTB | Solid Surface Arm Caps |    | 6579 | 6861 | 7081  | 7303  | 7533  | 7806  | 7975  | 8269  | 8520  |
|                  |                        |    | 8783 | 9204 | 10043 | 10568 | 10683 | 10779 | 10914 | 11041 | 11618 |

**DIMENSIONS**

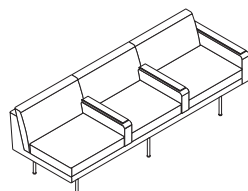
|        |     |             |     |            |     |           |       |
|--------|-----|-------------|-----|------------|-----|-----------|-------|
| Width  | 89½ | Seat Height | 18½ | Arm Height |     | Weight    | 221   |
| Depth  | 29¾ | Seat Depth  | 20¾ | No Arm Cap | 22¾ | Cubic Ft. | 58.00 |
| Height | 29¾ | Seat Width  | 25¾ | Arm Cap    | 22¾ |           |       |
|        |     |             |     | Arm Width  | 3½  |           |       |

- Contrasting fabric option – specify X (i.e., K89L3CVARIBUTBX); see page 742. For list pricing, use your electronic specification tool or contact customer service
- Weight Limit 253 lbs.
- Tight-back
- Clean out
- 2mm tubular metal legs
- Non-skid, adjustable glides
- Arm caps on applicable models

**THREE SEAT INTERIOR  
ARMS ON LEFT AND RIGHT,  
CONVENIENCE ARM ON  
LEFT LOUNGE**



No Arm Caps



Arm Caps

|                  |                        |    | A    | B    | C     | D     | E     | F     | G     | H     | I     |
|------------------|------------------------|----|------|------|-------|-------|-------|-------|-------|-------|-------|
|                  |                        |    | J    | K    | L     | M     | N     | O     | P     | Q     | R     |
| K89L3CVALIBUTB   | No Arm Caps            | \$ | 5351 | 5633 | 5853  | 6075  | 6305  | 6578  | 6747  | 7041  | 7292  |
|                  |                        |    | 7555 | 7976 | 8815  | 9340  | 9455  | 9551  | 9686  | 9813  | 10390 |
| K89L3CVALIBACWTB | Wood Arm Caps          |    | 5430 | 5712 | 5932  | 6154  | 6384  | 6657  | 6826  | 7120  | 7371  |
|                  |                        |    | 7634 | 8055 | 8894  | 9419  | 9534  | 9630  | 9765  | 9892  | 10469 |
| K89L3CVALIBACPTB | Polyurethane Arm Caps  |    | 5542 | 5824 | 6044  | 6266  | 6496  | 6769  | 6938  | 7232  | 7483  |
|                  |                        |    | 7746 | 8167 | 9006  | 9531  | 9646  | 9742  | 9877  | 10004 | 10581 |
| K89L3CVALIBACTTB | 3D Laminate Arm Caps   |    | 6311 | 6593 | 6813  | 7035  | 7265  | 7538  | 7707  | 8001  | 8252  |
|                  |                        |    | 8515 | 8936 | 9775  | 10300 | 10415 | 10511 | 10646 | 10773 | 11350 |
| K89L3CVALIBACSTB | Solid Surface Arm Caps |    | 6579 | 6861 | 7081  | 7303  | 7533  | 7806  | 7975  | 8269  | 8520  |
|                  |                        |    | 8783 | 9204 | 10043 | 10568 | 10683 | 10779 | 10914 | 11041 | 11618 |

**DIMENSIONS**

|        |     |             |     |            |     |           |       |
|--------|-----|-------------|-----|------------|-----|-----------|-------|
| Width  | 89½ | Seat Height | 18½ | Arm Height |     | Weight    | 220   |
| Depth  | 29¾ | Seat Depth  | 20¾ | No Arm Cap | 22¾ | Cubic Ft. | 56.00 |
| Height | 29¾ | Seat Width  | 25¾ | Arm Cap    | 22¾ |           |       |
|        |     |             |     | Arm Width  | 3½  |           |       |

- Contrasting fabric option – specify X (i.e., K89L3CVALIBUTBX); see page 742. For list pricing, use your electronic specification tool or contact customer service
- Weight Limit 253 lbs.
- Tight-back
- Clean out
- 2mm tubular metal legs
- Non-skid, adjustable glides
- Arm caps on applicable models

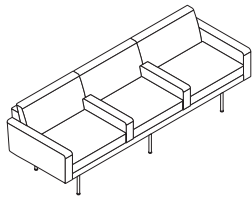
# WHITTAKER HEALTH

## TO ORDER, SPECIFY:

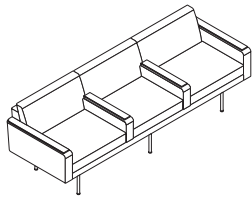
1. Model Number
2. Inner Back Upholstery Grade
3. Inner Back Upholstery Number
4. Outer Back Upholstery Grade
5. Outer Back Upholstery Number
6. Seat Upholstery Grade
7. Seat Upholstery Number
8. Arm Upholstery Grade
9. Arm Upholstery Number
10. Front Panel/Accent Upholstery Grade
11. Front Panel/Accent Upholstery Number
12. Leg Metal Finish Designator
13. Arm Cap Finish or Color Designator (if applicable)
14. Moisture Barrier Optional for Seat, or Seat and Inside Back

- See page 741 for Whittaker Health options
- See pages 775-780 for COM fabric yardage

### THREE SEAT INTERIOR ARMS ON LEFT AND RIGHT, CONVENIENCE ARMS ON BOTH SIDES LOUNGE



No Arm Caps



Arm Caps

### MODEL NO.

### ALLIANCE PROGRAM PRICE GRADES

|                  |                        |    | A    | B    | C     | D     | E     | F     | G     | H     | I     |
|------------------|------------------------|----|------|------|-------|-------|-------|-------|-------|-------|-------|
|                  |                        |    | J    | K    | L     | M     | N     | O     | P     | Q     | R     |
| K89L3CVABIBUTB   | No Arm Caps            | \$ | 5657 | 5939 | 6159  | 6381  | 6611  | 6884  | 7053  | 7347  | 7598  |
|                  |                        |    | 7861 | 8282 | 9121  | 9646  | 9761  | 9857  | 9992  | 10119 | 10696 |
| K89L3CVABIBACWTB | Wood Arm Caps          |    | 5664 | 5946 | 6166  | 6388  | 6618  | 6891  | 7060  | 7354  | 7605  |
|                  |                        |    | 7868 | 8289 | 9128  | 9653  | 9768  | 9864  | 9999  | 10126 | 10703 |
| K89L3CVABIBACPTB | Polyurethane Arm Caps  |    | 5899 | 6181 | 6401  | 6623  | 6853  | 7126  | 7295  | 7589  | 7840  |
|                  |                        |    | 8103 | 8524 | 9363  | 9888  | 10003 | 10099 | 10234 | 10361 | 10938 |
| K89L3CVABIBACTTB | 3D Laminate Arm Caps   |    | 6940 | 7222 | 7442  | 7664  | 7894  | 8167  | 8336  | 8630  | 8881  |
|                  |                        |    | 9144 | 9565 | 10404 | 10929 | 11044 | 11140 | 11275 | 11402 | 11979 |
| K89L3CVABIBACSTB | Solid Surface Arm Caps |    | 7270 | 7552 | 7772  | 7994  | 8224  | 8497  | 8666  | 8960  | 9211  |
|                  |                        |    | 9474 | 9895 | 10734 | 11259 | 11374 | 11470 | 11605 | 11732 | 12309 |

### DIMENSIONS

|        |     |             |     |            |     |           |       |
|--------|-----|-------------|-----|------------|-----|-----------|-------|
| Width  | 89½ | Seat Height | 18½ | Arm Height |     | Weight    | 228   |
| Depth  | 29¾ | Seat Depth  | 20¼ | No Arm Cap | 22¾ | Cubic Ft. | 58.00 |
| Height | 29¾ | Seat Width  | 25¼ | Arm Cap    | 22¼ |           |       |
|        |     |             |     | Arm Width  | 3½  |           |       |

- Contrasting fabric option – specify X (i.e., K89L3CVABIBUTBX); see page 742. For list pricing, use your electronic specification tool or contact customer service
- Weight Limit 253 lbs.
- Tight-back
- Clean out
- 2mm tubular metal legs
- Non-skid, adjustable glides
- Arm caps on applicable models

**TO ORDER, SPECIFY:**

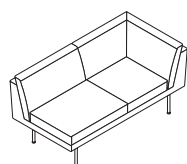
1. Model Number
2. Inner Back Upholstery Grade
3. Inner Back Upholstery Number
4. Outer Back Upholstery Grade
5. Outer Back Upholstery Number
6. Seat Upholstery Grade
7. Seat Upholstery Number
8. Front Panel/Accent Upholstery Grade
9. Front Panel/Accent Upholstery Number
10. Leg Metal Finish Designator
11. Moisture Barrier Optional for Seat, or Seat and Inside Back

- See page 741 for Whittaker Health options
- See pages 775-780 for COM fabric yardage

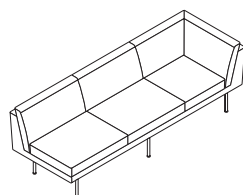
**ARMLESS LEFT CORNER LOUNGE**

**MODEL NO.**

**ALLIANCE PROGRAM PRICE GRADES**



Two Seat



Three Seat

|            |            |    | A    | B    | C    | D    | E    | F    | G    | H    | I    |
|------------|------------|----|------|------|------|------|------|------|------|------|------|
|            |            |    | J    | K    | L    | M    | N    | O    | P    | Q    | R    |
| K89C2LXATB | Two Seat   | \$ | 3701 | 3898 | 4050 | 4204 | 4364 | 4553 | 4670 | 4874 | 5049 |
|            |            |    | 5230 | 5521 | 6103 | 6468 | 6548 | 6613 | 6708 | 6795 | 7196 |
| K89C3LXATB | Three Seat |    | 4951 | 5210 | 5411 | 5611 | 5821 | 6070 | 6222 | 6491 | 6721 |
|            |            |    | 6959 | 7340 | 8106 | 8585 | 8689 | 8775 | 8900 | 9014 | 9541 |

**DIMENSIONS - TWO SEAT**

|        |                                |             |                                |           |       |
|--------|--------------------------------|-------------|--------------------------------|-----------|-------|
| Width  | 57 <sup>1</sup> / <sub>6</sub> | Seat Height | 18 <sup>1</sup> / <sub>2</sub> | Weight    | 135   |
| Depth  | 29 <sup>3</sup> / <sub>4</sub> | Seat Depth  | 20 <sup>1</sup> / <sub>6</sub> | Cubic Ft. | 37.00 |
| Height | 29 <sup>1</sup> / <sub>2</sub> | Seat Width  | 47 <sup>1</sup> / <sub>6</sub> |           |       |

**DIMENSIONS - THREE SEAT**

|        |                                |             |                                |           |       |
|--------|--------------------------------|-------------|--------------------------------|-----------|-------|
| Width  | 84 <sup>1</sup> / <sub>2</sub> | Seat Height | 18 <sup>1</sup> / <sub>2</sub> | Weight    | 182   |
| Depth  | 29 <sup>3</sup> / <sub>4</sub> | Seat Depth  | 20 <sup>1</sup> / <sub>6</sub> | Cubic Ft. | 55.00 |
| Height | 29 <sup>1</sup> / <sub>2</sub> | Seat Width  | 74 <sup>3</sup> / <sub>4</sub> |           |       |

- Contrasting fabric option – specify X (i.e., K89C2LXATBX); see page 742. For list pricing, use your electronic specification tool or contact customer service
- Weight Limit 253 lbs.
- Tight-back
- Clean out
- 2mm tubular metal legs
- Non-skid, adjustable glides

WHITTAKER HEALTH

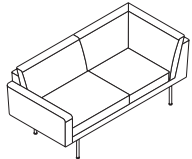
# WHITTAKER HEALTH

## TO ORDER, SPECIFY:

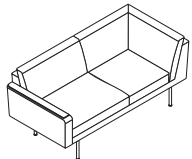
1. Model Number
2. Inner Back Upholstery Grade
3. Inner Back Upholstery Number
4. Outer Back Upholstery Grade
5. Outer Back Upholstery Number
6. Seat Upholstery Grade
7. Seat Upholstery Number
8. Arm Upholstery Grade
9. Arm Upholstery Number
10. Front Panel/Accent Upholstery Grade
11. Front Panel/Accent Upholstery Number
12. Leg Metal Finish Designator
13. Arm Cap Finish or Color Designator (if applicable)
14. Moisture Barrier Optional for Seat, or Seat and Inside Back

- See page 741 for Whittaker Health options
- See pages 775-780 for COM fabric yardage

### TWO SEAT LEFT CORNER CONVENIENCE ARM ON RIGHT LOUNGE



No Arm Cap



Arm Cap

#### MODEL NO.

#### ALLIANCE PROGRAM PRICE GRADES

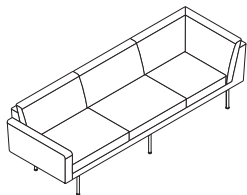
|                |                       |    | A    | B    | C    | D    | E    | F    | G    | H    | I    |
|----------------|-----------------------|----|------|------|------|------|------|------|------|------|------|
|                |                       |    | J    | K    | L    | M    | N    | O    | P    | Q    | R    |
| K89C2LCVAUTB   | No Arm Cap            | \$ | 4131 | 4363 | 4542 | 4722 | 4911 | 5133 | 5270 | 5510 | 5716 |
|                |                       |    | 5929 | 6271 | 6956 | 7385 | 7479 | 7555 | 7667 | 7769 | 8241 |
| K89C2LCVAACWTB | Wood Arm Cap          |    | 4173 | 4405 | 4584 | 4764 | 4953 | 5175 | 5312 | 5552 | 5758 |
|                |                       |    | 5971 | 6313 | 6998 | 7427 | 7521 | 7597 | 7709 | 7811 | 8283 |
| K89C2LCVAACPTB | Polyurethane Arm Cap  |    | 4198 | 4430 | 4609 | 4789 | 4978 | 5200 | 5337 | 5577 | 5783 |
|                |                       |    | 5996 | 6338 | 7023 | 7452 | 7546 | 7622 | 7734 | 7836 | 8308 |
| K89C2LCVAACCTB | 3D Laminate Arm Cap   |    | 4293 | 4525 | 4704 | 4884 | 5073 | 5295 | 5432 | 5672 | 5878 |
|                |                       |    | 6091 | 6433 | 7118 | 7547 | 7641 | 7717 | 7829 | 7931 | 8403 |
| K89C2LCVAACSTB | Solid Surface Arm Cap |    | 4464 | 4696 | 4875 | 5055 | 5244 | 5466 | 5603 | 5843 | 6049 |
|                |                       |    | 6262 | 6604 | 7289 | 7718 | 7812 | 7888 | 8000 | 8102 | 8574 |

#### DIMENSIONS

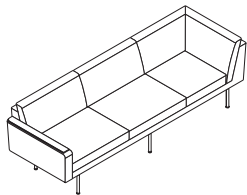
|        |                  |             |                  |            |                  |           |       |
|--------|------------------|-------------|------------------|------------|------------------|-----------|-------|
| Width  | 62 $\frac{1}{2}$ | Seat Height | 18 $\frac{1}{2}$ | Arm Height |                  | Weight    | 142   |
| Depth  | 29 $\frac{3}{4}$ | Seat Depth  | 20 $\frac{1}{2}$ | No Arm Cap | 22 $\frac{1}{2}$ | Cubic Ft. | 40.00 |
| Height | 29 $\frac{3}{8}$ | Seat Width  | 25 $\frac{1}{2}$ | Arm Cap    | 22 $\frac{1}{2}$ |           |       |
|        |                  |             |                  | Arm Width  | 3 $\frac{1}{2}$  |           |       |

- Contrasting fabric option – specify X (i.e., K89C2LCVAUTBX); see page 742. For list pricing, use your electronic specification tool or contact customer service
- Weight Limit 253 lbs.
- Tight-back
- Clean out
- 2mm tubular metal legs
- Non-skid, adjustable glides
- Arm caps on applicable models

### THREE SEAT LEFT CORNER CONVENIENCE ARM ON RIGHT LOUNGE



No Arm Cap



Arm Cap

|                |                       |    | A    | B    | C    | D    | E    | F     | G     | H     | I     |
|----------------|-----------------------|----|------|------|------|------|------|-------|-------|-------|-------|
|                |                       |    | J    | K    | L    | M    | N    | O     | P     | Q     | R     |
| K89C3LCVAUTB   | No Arm Cap            | \$ | 5380 | 5674 | 5902 | 6128 | 6367 | 6649  | 6821  | 7126  | 7387  |
|                |                       |    | 7657 | 8089 | 8958 | 9501 | 9619 | 9716  | 9858  | 9987  | 10585 |
| K89C3LCVAACWTB | Wood Arm Cap          |    | 5422 | 5716 | 5944 | 6170 | 6409 | 6691  | 6863  | 7168  | 7429  |
|                |                       |    | 7699 | 8131 | 9000 | 9543 | 9661 | 9758  | 9900  | 10029 | 10627 |
| K89C3LCVAACPTB | Polyurethane Arm Cap  |    | 5447 | 5741 | 5969 | 6195 | 6434 | 6716  | 6888  | 7193  | 7454  |
|                |                       |    | 7724 | 8156 | 9025 | 9568 | 9686 | 9783  | 9925  | 10054 | 10652 |
| K89C3LCVAACCTB | 3D Laminate Arm Cap   |    | 5543 | 5837 | 6065 | 6291 | 6530 | 6812  | 6984  | 7289  | 7550  |
|                |                       |    | 7820 | 8252 | 9121 | 9664 | 9782 | 9879  | 10021 | 10150 | 10748 |
| K89C3LCVAACSTB | Solid Surface Arm Cap |    | 5713 | 6007 | 6235 | 6461 | 6700 | 6982  | 7154  | 7459  | 7720  |
|                |                       |    | 7990 | 8422 | 9291 | 9834 | 9952 | 10049 | 10191 | 10320 | 10918 |

#### DIMENSIONS

|        |                  |             |                  |            |                  |           |       |
|--------|------------------|-------------|------------------|------------|------------------|-----------|-------|
| Width  | 88               | Seat Height | 18 $\frac{1}{2}$ | Arm Height |                  | Weight    | 190   |
| Depth  | 29 $\frac{3}{4}$ | Seat Depth  | 20 $\frac{1}{2}$ | No Arm Cap | 22 $\frac{1}{2}$ | Cubic Ft. | 57.00 |
| Height | 29 $\frac{3}{8}$ | Seat Width  | 74 $\frac{1}{4}$ | Arm Cap    | 22 $\frac{1}{2}$ |           |       |
|        |                  |             |                  | Arm Width  | 3 $\frac{1}{2}$  |           |       |

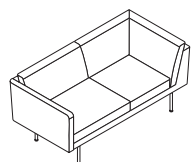
- Contrasting fabric option – specify X (i.e., K89C3LCVAUTBX); see page 742. For list pricing, use your electronic specification tool or contact customer service
- Weight Limit 253 lbs.
- Tight-back
- Clean out
- 2mm tubular metal legs
- Non-skid, adjustable glides
- Arm caps on applicable models

**TO ORDER, SPECIFY:**

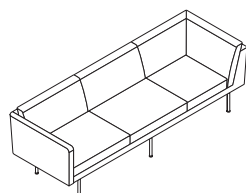
1. Model Number
2. Inner Back Upholstery Grade
3. Inner Back Upholstery Number
4. Outer Back Upholstery Grade
5. Outer Back Upholstery Number
6. Seat Upholstery Grade
7. Seat Upholstery Number
8. Arm Upholstery Grade
9. Arm Upholstery Number
10. Front Panel/Accent Upholstery Grade
11. Front Panel/Accent Upholstery Number
12. Leg Metal Finish Designator
13. Moisture Barrier Optional for Seat, or Seat and Inside Back

- See page 741 for Whittaker Health options
- See pages 775-780 for COM fabric yardage

**FULL ARM ON RIGHT  
LEFT CORNER LOUNGE**



Two Seat



Three Seat

**MODEL  
NO.**

**ALLIANCE PROGRAM PRICE GRADES**

|            |            | A       | B    | C    | D    | E    | F    | G    | H     | I     |
|------------|------------|---------|------|------|------|------|------|------|-------|-------|
|            |            | J       | K    | L    | M    | N    | O    | P    | Q     | R     |
| K89C2LFATB | Two Seat   | \$ 4135 | 4370 | 4552 | 4736 | 4927 | 5153 | 5293 | 5536  | 5745  |
|            |            | 5962    | 6310 | 7005 | 7441 | 7537 | 7615 | 7728 | 7832  | 8311  |
| K89C3LFATB | Three Seat | 5384    | 5681 | 5912 | 6142 | 6383 | 6669 | 6844 | 7152  | 7416  |
|            |            | 7690    | 8128 | 9007 | 9557 | 9677 | 9776 | 9919 | 10050 | 10655 |

**DIMENSIONS - TWO SEAT**

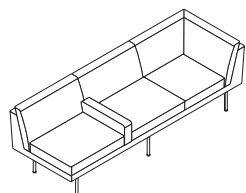
|        |     |             |     |            |     |           |       |
|--------|-----|-------------|-----|------------|-----|-----------|-------|
| Width  | 59½ | Seat Height | 18½ | Arm Height | 26½ | Weight    | 142   |
| Depth  | 29¾ | Seat Depth  | 20½ | Arm Width  | 2   | Cubic Ft. | 39.00 |
| Height | 29½ | Seat Width  | 47½ |            |     |           |       |

**DIMENSIONS - THREE SEAT**

|        |     |             |     |            |     |           |       |
|--------|-----|-------------|-----|------------|-----|-----------|-------|
| Width  | 86½ | Seat Height | 18½ | Arm Height | 26½ | Weight    | 190   |
| Depth  | 29¾ | Seat Depth  | 20½ | Arm Width  | 2   | Cubic Ft. | 56.00 |
| Height | 29½ | Seat Width  | 74¾ |            |     |           |       |

- Contrasting fabric option – specify X (i.e., K89C2LFATBX); see page 742. For list pricing, use your electronic specification tool or contact customer service
- Weight Limit 253 lbs.
- Tight-back
- Clean out
- 2mm tubular metal legs
- Non-skid, adjustable glides

**THREE SEAT LEFT CORNER,  
INTERIOR ARM ON RIGHT  
LOUNGE**



|              |            | A       | B    | C    | D    | E    | F    | G    | H    | I     |
|--------------|------------|---------|------|------|------|------|------|------|------|-------|
|              |            | J       | K    | L    | M    | N    | O    | P    | Q    | R     |
| K89C3LXAIRTB | Three Seat | \$ 4847 | 5139 | 5365 | 5591 | 5828 | 6109 | 6280 | 6583 | 6843  |
|              |            | 7111    | 7541 | 8404 | 8944 | 9062 | 9159 | 9300 | 9428 | 10022 |

**DIMENSIONS**

|        |     |             |     |            |     |           |       |
|--------|-----|-------------|-----|------------|-----|-----------|-------|
| Width  | 84½ | Seat Height | 18½ | Arm Height | 22½ | Weight    | 189   |
| Depth  | 29¾ | Seat Depth  | 20½ | Arm Width  | 3½  | Cubic Ft. | 55.00 |
| Height | 29½ | Seat Width  | 25½ |            |     |           |       |

- Contrasting fabric option – specify X (i.e., K89C3LXAIRTBX); see page 742. For list pricing, use your electronic specification tool or contact customer service
- Weight Limit 253 lbs.
- Tight-back
- Clean out
- 2mm tubular metal legs
- Non-skid, adjustable glides

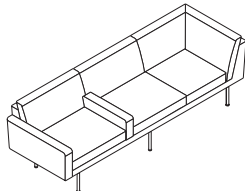
# WHITTAKER HEALTH

## TO ORDER, SPECIFY:

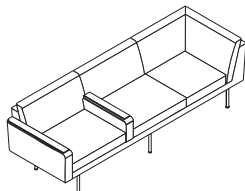
1. Model Number
2. Inner Back Upholstery Grade
3. Inner Back Upholstery Number
4. Outer Back Upholstery Grade
5. Outer Back Upholstery Number
6. Seat Upholstery Grade
7. Seat Upholstery Number
8. Arm Upholstery Grade
9. Arm Upholstery Number
10. Front Panel/Accent Upholstery Grade
11. Front Panel/Accent Upholstery Number
12. Leg Metal Finish Designator
13. Arm Cap Finish or Color Designator (if applicable)
14. Moisture Barrier Optional for Seat, or Seat and Inside Back

- See page 741 for Whittaker Health options
- See pages 775-780 for COM fabric yardage

### THREE SEAT LEFT CORNER, INTERIOR ARM ON RIGHT, CONVENIENCE ARM ON RIGHT LOUNGE



No Arm Caps



Arm Caps

### MODEL NO.

### ALLIANCE PROGRAM PRICE GRADES

|                  |                        |  | A              | B           | C    | D     | E     | F     | G     | H     | I     |
|------------------|------------------------|--|----------------|-------------|------|-------|-------|-------|-------|-------|-------|
|                  |                        |  | J              | K           | L    | M     | N     | O     | P     | Q     | R     |
|                  |                        |  | K89C3LCVAUIRTB | No Arm Caps | \$   | 5365  | 5659  | 5887  | 6113  | 6352  | 6634  |
|                  |                        |  | 7642           | 8074        | 8943 | 9486  | 9604  | 9701  | 9843  | 9972  | 10570 |
| K89C3LCVAACWIRTB | Wood Arm Caps          |  | 5421           | 5715        | 5943 | 6169  | 6408  | 6690  | 6862  | 7167  | 7428  |
|                  |                        |  | 7698           | 8130        | 8999 | 9542  | 9660  | 9757  | 9899  | 10028 | 10626 |
| K89C3LCVAACPIRTB | Polyurethane Arm Caps  |  | 5500           | 5794        | 6022 | 6248  | 6487  | 6769  | 6941  | 7246  | 7507  |
|                  |                        |  | 7777           | 8209        | 9078 | 9621  | 9739  | 9836  | 9978  | 10107 | 10705 |
| K89C3LCVAACTIRTB | 3D Laminate Arm Caps   |  | 5657           | 5951        | 6179 | 6405  | 6644  | 6926  | 7098  | 7403  | 7664  |
|                  |                        |  | 7934           | 8366        | 9235 | 9778  | 9896  | 9993  | 10135 | 10264 | 10862 |
| K89C3LCVAACSIRTB | Solid Surface Arm Caps |  | 6029           | 6323        | 6551 | 6777  | 7016  | 7298  | 7470  | 7775  | 8036  |
|                  |                        |  | 8306           | 8738        | 9607 | 10150 | 10268 | 10365 | 10507 | 10636 | 11234 |

### DIMENSIONS

|        |                   |             |                   |            |                   |           |       |
|--------|-------------------|-------------|-------------------|------------|-------------------|-----------|-------|
| Width  | 88                | Seat Height | 18 $\frac{1}{2}$  | Arm Height |                   | Weight    | 197   |
| Depth  | 29 $\frac{3}{4}$  | Seat Depth  | 20 $\frac{1}{4}$  | No Arm Cap | 22 $\frac{3}{4}$  | Cubic Ft. | 57.00 |
| Height | 29 $\frac{3}{16}$ | Seat Width  | 25 $\frac{1}{16}$ | Arm Cap    | 22 $\frac{1}{16}$ |           |       |
|        |                   |             |                   | Arm Width  | 3 $\frac{1}{2}$   |           |       |

- Contrasting fabric option – specify X (i.e., K89C3LCVAUIRTBX); see page 742. For list pricing, use your electronic specification tool or contact customer service
- Weight Limit 253 lbs.
- Tight-back
- Clean out
- 2mm tubular metal legs
- Non-skid, adjustable glides
- Arm caps on applicable models



**TO ORDER, SPECIFY:**


1. Model Number
2. Inner Back Upholstery Grade
3. Inner Back Upholstery Number
4. Outer Back Upholstery Grade
5. Outer Back Upholstery Number
6. Seat Upholstery Grade
7. Seat Upholstery Number
8. Front Panel/Accent Upholstery Grade
9. Front Panel/Accent Upholstery Number
10. Leg Metal Finish Designator
11. Moisture Barrier Optional for Seat, or Seat and Inside Back

- See page 741 for Whittaker Health options
- See pages 775-780 for COM fabric yardage

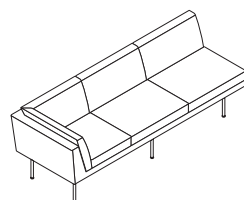
**ARMLESS RIGHT CORNER LOUNGE**

**MODEL NO.**

**ALLIANCE PROGRAM PRICE GRADES**



Two Seat



Three Seat

|            |            |    | A    | B    | C    | D    | E    | F    | G    | H    | I    |
|------------|------------|----|------|------|------|------|------|------|------|------|------|
|            |            |    | J    | K    | L    | M    | N    | O    | P    | Q    | R    |
| K89C2RXATB | Two Seat   | \$ | 3701 | 3898 | 4050 | 4204 | 4364 | 4553 | 4670 | 4874 | 5049 |
|            |            |    | 5230 | 5521 | 6103 | 6468 | 6548 | 6613 | 6708 | 6795 | 7196 |
| K89C3RXATB | Three Seat |    | 4951 | 5210 | 5411 | 5611 | 5821 | 6070 | 6222 | 6491 | 6721 |
|            |            |    | 6959 | 7340 | 8106 | 8585 | 8689 | 8775 | 8900 | 9014 | 9541 |

**DIMENSIONS - TWO SEAT**

|        |                                |             |                                |           |       |
|--------|--------------------------------|-------------|--------------------------------|-----------|-------|
| Width  | 57 <sup>1</sup> / <sub>6</sub> | Seat Height | 18 <sup>1</sup> / <sub>2</sub> | Weight    | 135   |
| Depth  | 29 <sup>3</sup> / <sub>4</sub> | Seat Depth  | 20 <sup>1</sup> / <sub>6</sub> | Cubic Ft. | 37.00 |
| Height | 29 <sup>1</sup> / <sub>6</sub> | Seat Width  | 47 <sup>1</sup> / <sub>6</sub> |           |       |

**DIMENSIONS - THREE SEAT**

|        |                                |             |                                |           |       |
|--------|--------------------------------|-------------|--------------------------------|-----------|-------|
| Width  | 84 <sup>1</sup> / <sub>2</sub> | Seat Height | 18 <sup>1</sup> / <sub>2</sub> | Weight    | 182   |
| Depth  | 29 <sup>3</sup> / <sub>4</sub> | Seat Depth  | 20 <sup>1</sup> / <sub>6</sub> | Cubic Ft. | 55.00 |
| Height | 29 <sup>1</sup> / <sub>6</sub> | Seat Width  | 74 <sup>3</sup> / <sub>4</sub> |           |       |

- Contrasting fabric option – specify X (i.e., K89C2RXATBX); see page 742. For list pricing, use your electronic specification tool or contact customer service
- Weight Limit 253 lbs.
- Tight-back
- Clean out
- 2mm tubular metal legs
- Non-skid, adjustable glides

WHITTAKER HEALTH

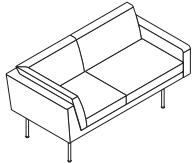
# WHITTAKER HEALTH

## TO ORDER, SPECIFY:

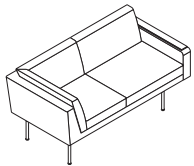
1. Model Number
2. Inner Back Upholstery Grade
3. Inner Back Upholstery Number
4. Outer Back Upholstery Grade
5. Outer Back Upholstery Number
6. Seat Upholstery Grade
7. Seat Upholstery Number
8. Arm Upholstery Grade
9. Arm Upholstery Number
10. Front Panel/Accent Upholstery Grade
11. Front Panel/Accent Upholstery Number
12. Leg Metal Finish Designator
13. Arm Cap Finish or Color Designator (if applicable)
14. Moisture Barrier Optional for Seat, or Seat and Inside Back

- See page 741 for Whittaker Health options
- See pages 775-780 for COM fabric yardage

### TWO SEAT RIGHT CORNER CONVENIENCE ARM ON LEFT LOUNGE



No Arm Cap



Arm Cap

#### MODEL NO.

#### ALLIANCE PROGRAM PRICE GRADES

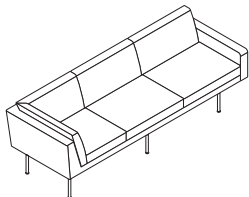
|                |                       |    | A    | B    | C    | D    | E    | F    | G    | H    | I    |
|----------------|-----------------------|----|------|------|------|------|------|------|------|------|------|
|                |                       |    | J    | K    | L    | M    | N    | O    | P    | Q    | R    |
| K89C2RCVAUTB   | No Arm Cap            | \$ | 4131 | 4363 | 4542 | 4722 | 4911 | 5133 | 5270 | 5510 | 5716 |
|                |                       |    | 5929 | 6271 | 6956 | 7385 | 7479 | 7555 | 7667 | 7769 | 8241 |
| K89C2RCVAACWTB | Wood Arm Cap          |    | 4173 | 4405 | 4584 | 4764 | 4953 | 5175 | 5312 | 5552 | 5758 |
|                |                       |    | 5971 | 6313 | 6998 | 7427 | 7521 | 7597 | 7709 | 7811 | 8283 |
| K89C2RCVAACPTB | Polyurethane Arm Cap  |    | 4198 | 4430 | 4609 | 4789 | 4978 | 5200 | 5337 | 5577 | 5783 |
|                |                       |    | 5996 | 6338 | 7023 | 7452 | 7546 | 7622 | 7734 | 7836 | 8308 |
| K89C2RCVAACCTB | 3D Laminate Arm Cap   |    | 4293 | 4525 | 4704 | 4884 | 5073 | 5295 | 5432 | 5672 | 5878 |
|                |                       |    | 6091 | 6433 | 7118 | 7547 | 7641 | 7717 | 7829 | 7931 | 8403 |
| K89C2RCVAACSTB | Solid Surface Arm Cap |    | 4464 | 4696 | 4875 | 5055 | 5244 | 5466 | 5603 | 5843 | 6049 |
|                |                       |    | 6262 | 6604 | 7289 | 7718 | 7812 | 7888 | 8000 | 8102 | 8574 |

#### DIMENSIONS

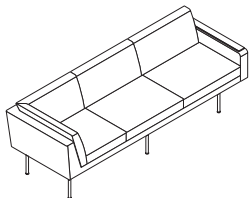
|        |                  |             |                  |            |                  |           |       |
|--------|------------------|-------------|------------------|------------|------------------|-----------|-------|
| Width  | 62 $\frac{1}{2}$ | Seat Height | 18 $\frac{1}{2}$ | Arm Height |                  | Weight    | 142   |
| Depth  | 29 $\frac{3}{4}$ | Seat Depth  | 20 $\frac{1}{4}$ | No Arm Cap | 22 $\frac{1}{4}$ | Cubic Ft. | 40.00 |
| Height | 29 $\frac{3}{8}$ | Seat Width  | 47 $\frac{1}{4}$ | Arm Cap    | 22 $\frac{1}{4}$ |           |       |
|        |                  |             |                  | Arm Width  | 3 $\frac{1}{2}$  |           |       |

- Contrasting fabric option – specify X (i.e., K89C2RCVAUTBX); see page 742. For list pricing, use your electronic specification tool or contact customer service
- Weight Limit 253 lbs.
- Tight-back
- Clean out
- 2mm tubular metal legs
- Non-skid, adjustable glides
- Arm caps on applicable models

### THREE SEAT RIGHT CORNER CONVENIENCE ARM ON LEFT LOUNGE



No Arm Cap



Arm Cap

|                |                       |    | A    | B    | C    | D    | E    | F     | G     | H     | I     |
|----------------|-----------------------|----|------|------|------|------|------|-------|-------|-------|-------|
|                |                       |    | J    | K    | L    | M    | N    | O     | P     | Q     | R     |
| K89C3RCVAUTB   | No Arm Cap            | \$ | 5380 | 5674 | 5902 | 6128 | 6367 | 6649  | 6821  | 7126  | 7387  |
|                |                       |    | 7657 | 8089 | 8958 | 9501 | 9619 | 9716  | 9858  | 9987  | 10585 |
| K89C3RCVAACWTB | Wood Arm Cap          |    | 5422 | 5716 | 5944 | 6170 | 6409 | 6691  | 6863  | 7168  | 7429  |
|                |                       |    | 7699 | 8131 | 9000 | 9543 | 9661 | 9758  | 9900  | 10029 | 10627 |
| K89C3RCVAACPTB | Polyurethane Arm Cap  |    | 5447 | 5741 | 5969 | 6195 | 6434 | 6716  | 6888  | 7193  | 7454  |
|                |                       |    | 7724 | 8156 | 9025 | 9568 | 9686 | 9783  | 9925  | 10054 | 10652 |
| K89C3RCVAACCTB | 3D Laminate Arm Cap   |    | 5543 | 5837 | 6065 | 6291 | 6530 | 6812  | 6984  | 7289  | 7550  |
|                |                       |    | 7820 | 8252 | 9121 | 9664 | 9782 | 9879  | 10021 | 10150 | 10748 |
| K89C3RCVAACSTB | Solid Surface Arm Cap |    | 5713 | 6007 | 6235 | 6461 | 6700 | 6982  | 7154  | 7459  | 7720  |
|                |                       |    | 7990 | 8422 | 9291 | 9834 | 9952 | 10049 | 10191 | 10320 | 10918 |

#### DIMENSIONS

|        |                  |             |                  |            |                  |           |       |
|--------|------------------|-------------|------------------|------------|------------------|-----------|-------|
| Width  | 88               | Seat Height | 18 $\frac{1}{2}$ | Arm Height |                  | Weight    | 190   |
| Depth  | 29 $\frac{3}{4}$ | Seat Depth  | 20 $\frac{1}{4}$ | No Arm Cap | 22 $\frac{1}{4}$ | Cubic Ft. | 57.00 |
| Height | 29 $\frac{3}{8}$ | Seat Width  | 74 $\frac{1}{4}$ | Arm Cap    | 22 $\frac{1}{4}$ |           |       |
|        |                  |             |                  | Arm Width  | 3 $\frac{1}{2}$  |           |       |

- Contrasting fabric option – specify X (i.e., K89C3RCVAUTBX); see page 742. For list pricing, use your electronic specification tool or contact customer service
- Weight Limit 253 lbs.
- Tight-back
- Clean out
- 2mm tubular metal legs
- Non-skid, adjustable glides
- Arm caps on applicable models

**TO ORDER, SPECIFY:**

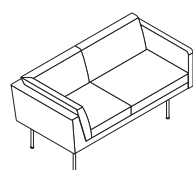
1. Model Number
2. Inner Back Upholstery Grade
3. Inner Back Upholstery Number
4. Outer Back Upholstery Grade
5. Outer Back Upholstery Number
6. Seat Upholstery Grade
7. Seat Upholstery Number
8. Arm Upholstery Grade
9. Arm Upholstery Number
10. Front Panel/Accent Upholstery Grade
11. Front Panel/Accent Upholstery Number
12. Leg Metal Finish Designator
13. Moisture Barrier Optional for Seat, or Seat and Inside Back

- See page 741 for Whittaker Health options
- See pages 775-780 for COM fabric yardage

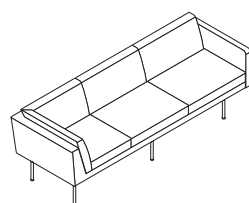
**FULL ARM ON LEFT RIGHT  
CORNER LOUNGE**

**MODEL  
NO.**

**ALLIANCE PROGRAM PRICE GRADES**



Two Seat



Three Seat

|            |            |    | A    | B    | C    | D    | E    | F    | G    | H     | I     |
|------------|------------|----|------|------|------|------|------|------|------|-------|-------|
|            |            |    | J    | K    | L    | M    | N    | O    | P    | Q     | R     |
| K89C2RFATB | Two Seat   | \$ | 4135 | 4370 | 4552 | 4736 | 4927 | 5153 | 5293 | 5536  | 5745  |
|            |            |    | 5962 | 6310 | 7005 | 7441 | 7537 | 7615 | 7728 | 7832  | 8311  |
| K89C3RFATB | Three Seat |    | 5384 | 5681 | 5912 | 6142 | 6383 | 6669 | 6844 | 7152  | 7416  |
|            |            |    | 7690 | 8128 | 9007 | 9557 | 9677 | 9776 | 9919 | 10050 | 10655 |

**DIMENSIONS - TWO SEAT**

|        |     |             |     |            |     |           |       |
|--------|-----|-------------|-----|------------|-----|-----------|-------|
| Width  | 59½ | Seat Height | 18½ | Arm Height | 26½ | Weight    | 142   |
| Depth  | 29¾ | Seat Depth  | 20½ | Arm Width  | 2   | Cubic Ft. | 39.00 |
| Height | 29⅜ | Seat Width  | 47½ |            |     |           |       |

**DIMENSIONS - THREE SEAT**

|        |     |             |     |            |     |           |       |
|--------|-----|-------------|-----|------------|-----|-----------|-------|
| Width  | 86½ | Seat Height | 18½ | Arm Height | 26½ | Weight    | 190   |
| Depth  | 29¾ | Seat Depth  | 20½ | Arm Width  | 2   | Cubic Ft. | 56.00 |
| Height | 29⅜ | Seat Width  | 74¾ |            |     |           |       |

- Contrasting fabric option – specify X (i.e., K89C2RFATBX); see page 742. For list pricing, use your electronic specification tool or contact customer service
- Weight Limit 253 lbs.
- Tight-back
- Clean out
- 2mm tubular metal legs
- Non-skid, adjustable glides

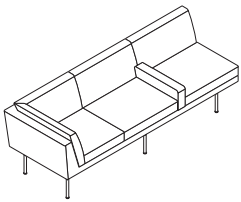
# WHITTAKER HEALTH

## TO ORDER, SPECIFY:

1. Model Number
2. Inner Back Upholstery Grade
3. Inner Back Upholstery Number
4. Outer Back Upholstery Grade
5. Outer Back Upholstery Number
6. Seat Upholstery Grade
7. Seat Upholstery Number
8. Arm Upholstery Grade
9. Arm Upholstery Number
10. Front Panel/Accent Upholstery Grade
11. Front Panel/Accent Upholstery Number
12. Leg Metal Finish Designator
13. Moisture Barrier Optional for Seat, or Seat and Inside Back

- See page 741 for Whittaker Health options
- See pages 775-780 for COM fabric yardage

### THREE SEAT RIGHT CORNER, INTERIOR ARM ON LEFT LOUNGE



### MODEL NO.

### ALLIANCE PROGRAM PRICE GRADES

|              |            | A       | B    | C    | D    | E    | F    | G    | H    | I     |
|--------------|------------|---------|------|------|------|------|------|------|------|-------|
|              |            | J       | K    | L    | M    | N    | O    | P    | Q    | R     |
| K89C3RXAILTB | Three Seat | \$ 4847 | 5139 | 5365 | 5591 | 5828 | 6109 | 6280 | 6583 | 6843  |
|              |            | 7111    | 7541 | 8404 | 8944 | 9062 | 9159 | 9300 | 9428 | 10022 |

### DIMENSIONS

|        |     |             |     |            |     |           |       |
|--------|-----|-------------|-----|------------|-----|-----------|-------|
| Width  | 84½ | Seat Height | 18¾ | Arm Height | 22¾ | Weight    | 189   |
| Depth  | 29¾ | Seat Depth  | 20¾ | Arm Width  | 3½  | Cubic Ft. | 55.00 |
| Height | 29⅜ | Seat Width  | 25⅜ |            |     |           |       |

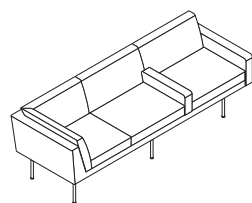
- Contrasting fabric option – specify X (i.e., K89C3RXAILTBX); see page 742. For list pricing, use your electronic specification tool or contact customer service
- Weight Limit 253 lbs.
- Tight-back
- Clean out
- 2mm tubular metal legs
- Non-skid, adjustable glides

**TO ORDER, SPECIFY:**

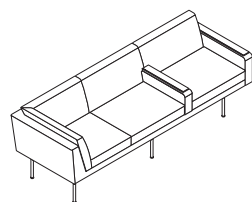
1. Model Number
2. Inner Back Upholstery Grade
3. Inner Back Upholstery Number
4. Outer Back Upholstery Grade
5. Outer Back Upholstery Number
6. Seat Upholstery Grade
7. Seat Upholstery Number
8. Arm Upholstery Grade
9. Arm Upholstery Number
10. Front Panel/Accent Upholstery Grade
11. Front Panel/Accent Upholstery Number
12. Leg Metal Finish Designator
13. Arm Cap Finish or Color Designator (if applicable)
14. Moisture Barrier Optional for Seat, or Seat and Inside Back

- See page 741 for Whittaker Health options
- See pages 775-780 for COM fabric yardage

**THREE SEAT RIGHT CORNER, INTERIOR ARM ON LEFT, CONVENIENCE ARM ON LEFT LOUNGE**



No Arm Caps



Arm Caps

**MODEL NO.**

**ALLIANCE PROGRAM PRICE GRADES**

|                  |                        |    | A    | B    | C    | D     | E     | F     | G     | H     | I     |
|------------------|------------------------|----|------|------|------|-------|-------|-------|-------|-------|-------|
|                  |                        |    | J    | K    | L    | M     | N     | O     | P     | Q     | R     |
| K89C3RCVAUILTB   | No Arm Caps            | \$ | 5365 | 5659 | 5887 | 6113  | 6352  | 6634  | 6806  | 7111  | 7372  |
|                  |                        |    | 7642 | 8074 | 8943 | 9486  | 9604  | 9701  | 9843  | 9972  | 10570 |
| K89C3RCVAACWILTB | Wood Arm Caps          |    | 5421 | 5715 | 5943 | 6169  | 6408  | 6690  | 6862  | 7167  | 7428  |
|                  |                        |    | 7698 | 8130 | 8999 | 9542  | 9660  | 9757  | 9899  | 10028 | 10626 |
| K89C3RCVAACPILTB | Polyurethane Arm Caps  |    | 5500 | 5794 | 6022 | 6248  | 6487  | 6769  | 6941  | 7246  | 7507  |
|                  |                        |    | 7777 | 8209 | 9078 | 9621  | 9739  | 9836  | 9978  | 10107 | 10705 |
| K89C3RCVAACILTB  | 3D Laminate Arm Caps   |    | 5657 | 5951 | 6179 | 6405  | 6644  | 6926  | 7098  | 7403  | 7664  |
|                  |                        |    | 7934 | 8366 | 9235 | 9778  | 9896  | 9993  | 10135 | 10264 | 10862 |
| K89C3RCVAACSILTB | Solid Surface Arm Caps |    | 6029 | 6323 | 6551 | 6777  | 7016  | 7298  | 7470  | 7775  | 8036  |
|                  |                        |    | 8306 | 8738 | 9607 | 10150 | 10268 | 10365 | 10507 | 10636 | 11234 |

**DIMENSIONS**

|        |                   |             |                   |            |                  |           |       |
|--------|-------------------|-------------|-------------------|------------|------------------|-----------|-------|
| Width  | 88                | Seat Height | 18 $\frac{1}{8}$  | Arm Height |                  | Weight    | 197   |
| Depth  | 29 $\frac{3}{4}$  | Seat Depth  | 20 $\frac{1}{4}$  | No Arm Cap | 22 $\frac{3}{4}$ | Cubic Ft. | 57.00 |
| Height | 29 $\frac{3}{16}$ | Seat Width  | 25 $\frac{1}{16}$ | Arm Cap    | 22 $\frac{1}{4}$ |           |       |
|        |                   |             |                   | Arm Width  | 3 $\frac{1}{2}$  |           |       |

- Contrasting fabric option – specify X (i.e., K89C3RCVAUILTBX); see page 742. For list pricing, use your electronic specification tool or contact customer service
- Weight Limit 253 lbs.
- Tight-back
- Clean out
- 2mm tubular metal legs
- Non-skid, adjustable glides
- Arm caps on applicable models

WHITTAKER HEALTH

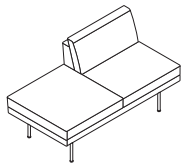
# WHITTAKER HEALTH

## TO ORDER, SPECIFY:

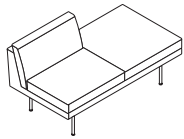
1. Model Number
2. Inner Back Upholstery Grade
3. Inner Back Upholstery Number
4. Outer Back Upholstery Grade
5. Outer Back Upholstery Number
6. Seat Upholstery Grade
7. Seat Upholstery Number
8. Front Panel/Accent Upholstery Grade
9. Front Panel/Accent Upholstery Number
10. Leg Metal Finish Designator
11. Moisture Barrier Optional for Seat, or Seat and Inside Back

- See page 741 for Whittaker Health options
- See pages 775-780 for COM fabric yardage

### TWO SEAT ARMLESS, PENINSULA LOUNGE



Back on Left Side



Back on Right Side

### MODEL NO.

### ALLIANCE PROGRAM PRICE GRADES

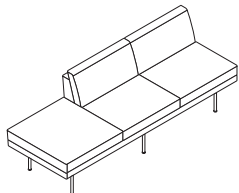
|           |                    |    | A    | B    | C    | D    | E    | F    | G    | H    | I    |
|-----------|--------------------|----|------|------|------|------|------|------|------|------|------|
|           |                    |    | J    | K    | L    | M    | N    | O    | P    | Q    | R    |
| K89PE2LTB | Back on Left Side  | \$ | 3227 | 3376 | 3492 | 3608 | 3730 | 3874 | 3961 | 4115 | 4249 |
|           |                    |    | 4386 | 4607 | 5049 | 5325 | 5386 | 5435 | 5507 | 5572 | 5877 |
| K89PE2RTB | Back on Right Side |    | 3227 | 3376 | 3492 | 3608 | 3730 | 3874 | 3961 | 4115 | 4249 |
|           |                    |    | 4386 | 4607 | 5049 | 5325 | 5386 | 5435 | 5507 | 5572 | 5877 |

### DIMENSIONS

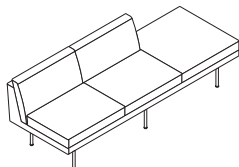
|        |     |             |     |           |       |
|--------|-----|-------------|-----|-----------|-------|
| Width  | 55½ | Seat Height | 18½ | Weight    | 107   |
| Depth  | 29¾ | Seat Depth  | 20¾ | Cubic Ft. | 36.00 |
| Height | 29¾ | Seat Width  | 55½ |           |       |

- Contrasting fabric option – specify X (i.e., K89PE2LTBX); see page 742. For list pricing, use your electronic specification tool or contact customer service
- Weight Limit 253 lbs.
- Tight-back
- Clean out
- 2mm tubular metal legs
- Non-skid, adjustable glides

### THREE SEAT ARMLESS, PENINSULA LOUNGE



Back on Left Side



Back on Right Side

|           |                    |    | A    | B    | C    | D    | E    | F    | G    | H    | I    |
|-----------|--------------------|----|------|------|------|------|------|------|------|------|------|
|           |                    |    | J    | K    | L    | M    | N    | O    | P    | Q    | R    |
| K89PE3LTB | Back on Left Side  | \$ | 4411 | 4627 | 4794 | 4962 | 5137 | 5344 | 5472 | 5695 | 5886 |
|           |                    |    | 6085 | 6404 | 7041 | 7440 | 7528 | 7599 | 7703 | 7799 | 8237 |
| K89PE3RTB | Back on Right Side |    | 4411 | 4627 | 4794 | 4962 | 5137 | 5344 | 5472 | 5695 | 5886 |
|           |                    |    | 6085 | 6404 | 7041 | 7440 | 7528 | 7599 | 7703 | 7799 | 8237 |

### DIMENSIONS

|        |     |             |     |           |       |
|--------|-----|-------------|-----|-----------|-------|
| Width  | 82½ | Seat Height | 18½ | Weight    | 181   |
| Depth  | 29¾ | Seat Depth  | 20¾ | Cubic Ft. | 53.00 |
| Height | 29¾ | Seat Width  | 82½ |           |       |

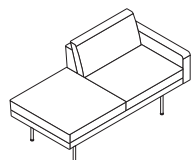
- Contrasting fabric option – specify X (i.e., K89PE3LTBX); see page 742. For list pricing, use your electronic specification tool or contact customer service
- Weight Limit 253 lbs.
- Tight-back
- Clean out
- 2mm tubular metal legs
- Non-skid, adjustable glides

**TO ORDER, SPECIFY:**

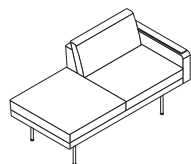
- 1. Model Number
- 2. Inner Back Upholstery Grade
- 3. Inner Back Upholstery Number
- 4. Outer Back Upholstery Grade
- 5. Outer Back Upholstery Number
- 6. Seat Upholstery Grade
- 7. Seat Upholstery Number
- 8. Arm Upholstery Grade
- 9. Arm Upholstery Number
- 10. Front Panel/Accent Upholstery Grade
- 11. Front Panel/Accent Upholstery Number
- 12. Leg Metal Finish Designator
- 13. Arm Cap Finish or Color Designator (if applicable)
- 14. Moisture Barrier Optional for Seat, or Seat and Inside Back

- See page 741 for Whittaker Health options
- See pages 775-780 for COM fabric yardage

**TWO SEAT BACK AND CONVENIENCE ARM ON LEFT, PENINSULA LOUNGE**



No Arm Cap



Arm Cap

**MODEL NO.**

**ALLIANCE PROGRAM PRICE GRADES**

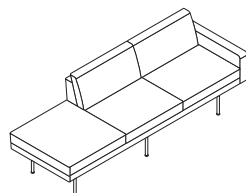
|                  |                       | A       | B    | C    | D    | E    | F    | G    | H    | I    |
|------------------|-----------------------|---------|------|------|------|------|------|------|------|------|
|                  |                       | J       | K    | L    | M    | N    | O    | P    | Q    | R    |
| K89PE2RCVARUTB   | No Arm Cap            | \$ 3746 | 3930 | 4073 | 4215 | 4366 | 4543 | 4650 | 4840 | 5005 |
|                  |                       | 5174    | 5446 | 5991 | 6331 | 6406 | 6466 | 6555 | 6635 | 7011 |
| K89PE2RCVARACWTB | Wood Arm Cap          | 3788    | 3972 | 4115 | 4257 | 4408 | 4585 | 4692 | 4882 | 5047 |
|                  |                       | 5216    | 5488 | 6033 | 6373 | 6448 | 6508 | 6597 | 6677 | 7053 |
| K89PE2RCVARACPTB | Polyurethane Arm Cap  | 3813    | 3997 | 4140 | 4282 | 4433 | 4610 | 4717 | 4907 | 5072 |
|                  |                       | 5241    | 5513 | 6058 | 6398 | 6473 | 6533 | 6622 | 6702 | 7078 |
| K89PE2RCVARACTTB | 3D Laminate Arm Cap   | 3908    | 4092 | 4235 | 4377 | 4528 | 4705 | 4812 | 5002 | 5167 |
|                  |                       | 5336    | 5608 | 6153 | 6493 | 6568 | 6628 | 6717 | 6797 | 7173 |
| K89PE2RCVARACSTB | Solid Surface Arm Cap | 4079    | 4263 | 4406 | 4548 | 4699 | 4876 | 4983 | 5173 | 5338 |
|                  |                       | 5507    | 5779 | 6324 | 6664 | 6739 | 6799 | 6888 | 6968 | 7344 |

**DIMENSIONS**

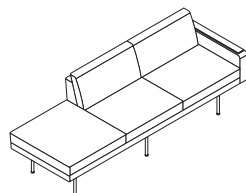
|        |                                |             |     |            |                                |           |       |
|--------|--------------------------------|-------------|-----|------------|--------------------------------|-----------|-------|
| Width  | 58%                            | Seat Height | 18% | Arm Height |                                | Weight    | 115   |
| Depth  | 29%                            | Seat Depth  | 20% | No Arm Cap | 22 <sup>1</sup> / <sub>6</sub> | Cubic Ft. | 38.00 |
| Height | 29 <sup>1</sup> / <sub>6</sub> | Seat Width  | 55% | Arm Cap    | 22 <sup>1</sup> / <sub>6</sub> |           |       |
|        |                                |             |     | Arm Width  | 3 <sup>1</sup> / <sub>2</sub>  |           |       |

- Contrasting fabric option – specify X (i.e., K89PE2RCVARUTBX); see page 742. For list pricing, use your electronic specification tool or contact customer service
- Weight Limit 253 lbs.
- Tight-back
- Clean out
- 2mm tubular metal legs
- Non-skid, adjustable glides
- Arm cap on applicable models

**THREE SEAT BACK AND CONVENIENCE ARM ON LEFT, PENINSULA LOUNGE**



No Arm Cap



Arm Cap

|                  |                       | A       | B    | C    | D    | E    | F    | G    | H    | I    |
|------------------|-----------------------|---------|------|------|------|------|------|------|------|------|
|                  |                       | J       | K    | L    | M    | N    | O    | P    | Q    | R    |
| K89PE3RCVARUTB   | No Arm Cap            | \$ 4772 | 5023 | 5217 | 5411 | 5615 | 5855 | 6003 | 6262 | 6484 |
|                  |                       | 6715    | 7085 | 7825 | 8288 | 8390 | 8472 | 8593 | 8704 | 9213 |
| K89PE3RCVARACWTB | Wood Arm Cap          | 4935    | 5186 | 5380 | 5574 | 5778 | 6018 | 6166 | 6425 | 6647 |
|                  |                       | 6878    | 7248 | 7988 | 8451 | 8553 | 8635 | 8756 | 8867 | 9376 |
| K89PE3RCVARACPTB | Polyurethane Arm Cap  | 5052    | 5303 | 5497 | 5691 | 5895 | 6135 | 6283 | 6542 | 6764 |
|                  |                       | 6995    | 7365 | 8105 | 8568 | 8670 | 8752 | 8873 | 8984 | 9493 |
| K89PE3RCVARACTTB | 3D Laminate Arm Cap   | 5149    | 5400 | 5594 | 5788 | 5992 | 6232 | 6380 | 6639 | 6861 |
|                  |                       | 7092    | 7462 | 8202 | 8665 | 8767 | 8849 | 8970 | 9081 | 9590 |
| K89PE3RCVARACSTB | Solid Surface Arm Cap | 5318    | 5569 | 5763 | 5957 | 6161 | 6401 | 6549 | 6808 | 7030 |
|                  |                       | 7261    | 7631 | 8371 | 8834 | 8936 | 9018 | 9139 | 9250 | 9759 |

**DIMENSIONS**

|        |                                |             |     |            |                                |           |       |
|--------|--------------------------------|-------------|-----|------------|--------------------------------|-----------|-------|
| Width  | 88                             | Seat Height | 18% | Arm Height |                                | Weight    | 188   |
| Depth  | 29%                            | Seat Depth  | 20% | No Arm Cap | 22 <sup>1</sup> / <sub>6</sub> | Cubic Ft. | 56.00 |
| Height | 29 <sup>1</sup> / <sub>6</sub> | Seat Width  | 25% | Arm Cap    | 22 <sup>1</sup> / <sub>6</sub> |           |       |
|        |                                |             |     | Arm Width  | 3 <sup>1</sup> / <sub>2</sub>  |           |       |

- Contrasting fabric option – specify X (i.e., K89PE3RCVARUTBX); see page 742. For list pricing, use your electronic specification tool or contact customer service
- Weight Limit 253 lbs.
- Tight-back
- Clean out
- 2mm tubular metal legs
- Non-skid, adjustable glides
- Arm cap on applicable models

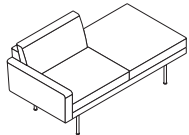
# WHITTAKER HEALTH

## TO ORDER, SPECIFY:

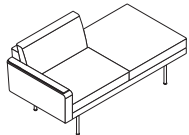
1. Model Number
2. Inner Back Upholstery Grade
3. Inner Back Upholstery Number
4. Outer Back Upholstery Grade
5. Outer Back Upholstery Number
6. Seat Upholstery Grade
7. Seat Upholstery Number
8. Arm Upholstery Grade
9. Arm Upholstery Number
10. Front Panel/Accent Upholstery Grade
11. Front Panel/Accent Upholstery Number
12. Leg Metal Finish Designator
13. Arm Cap Finish or Color Designator (if applicable)
14. Moisture Barrier Optional for Seat, or Seat and Inside Back

- See page 741 for Whittaker Health options
- See pages 775-780 for COM fabric yardage

### TWO SEAT BACK AND CONVENIENCE ARM ON RIGHT, PENINSULA LOUNGE



No Arm Cap



Arm Cap

#### MODEL NO.

#### ALLIANCE PROGRAM PRICE GRADES

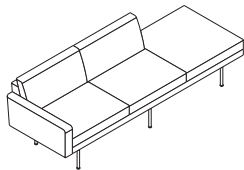
|                  |                       |    | A    | B    | C    | D    | E    | F    | G    | H    | I    |
|------------------|-----------------------|----|------|------|------|------|------|------|------|------|------|
|                  |                       |    | J    | K    | L    | M    | N    | O    | P    | Q    | R    |
| K89PE2LCVALUTB   | No Arm Cap            | \$ | 3746 | 3930 | 4073 | 4215 | 4366 | 4543 | 4650 | 4840 | 5005 |
|                  |                       |    | 5174 | 5446 | 5991 | 6331 | 6406 | 6466 | 6555 | 6635 | 7011 |
| K89PE2LCVALACWTB | Wood Arm Cap          |    | 3788 | 3972 | 4115 | 4257 | 4408 | 4585 | 4692 | 4882 | 5047 |
|                  |                       |    | 5216 | 5488 | 6033 | 6373 | 6448 | 6508 | 6597 | 6677 | 7053 |
| K89PE2LCVALACPTB | Polyurethane Arm Cap  |    | 3813 | 3997 | 4140 | 4282 | 4433 | 4610 | 4717 | 4907 | 5072 |
|                  |                       |    | 5241 | 5513 | 6058 | 6398 | 6473 | 6533 | 6622 | 6702 | 7078 |
| K89PE2LCVALACTTB | 3D Laminate Arm Cap   |    | 3908 | 4092 | 4235 | 4377 | 4528 | 4705 | 4812 | 5002 | 5167 |
|                  |                       |    | 5336 | 5608 | 6153 | 6493 | 6568 | 6628 | 6717 | 6797 | 7173 |
| K89PE2LCVALACSTB | Solid Surface Arm Cap |    | 4079 | 4263 | 4406 | 4548 | 4699 | 4876 | 4983 | 5173 | 5338 |
|                  |                       |    | 5507 | 5779 | 6324 | 6664 | 6739 | 6799 | 6888 | 6968 | 7344 |

#### DIMENSIONS

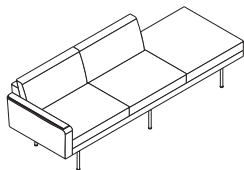
|        |                                 |             |     |            |                                 |           |       |
|--------|---------------------------------|-------------|-----|------------|---------------------------------|-----------|-------|
| Width  | 58%                             | Seat Height | 18% | Arm Height |                                 | Weight    | 115   |
| Depth  | 29%                             | Seat Depth  | 20% | No Arm Cap | 22 <sup>3</sup> / <sub>16</sub> | Cubic Ft. | 38.00 |
| Height | 29 <sup>3</sup> / <sub>16</sub> | Seat Width  | 55% | Arm Cap    | 22 <sup>1</sup> / <sub>16</sub> |           |       |
|        |                                 |             |     | Arm Width  | 3 <sup>1</sup> / <sub>2</sub>   |           |       |

- Contrasting fabric option – specify X (i.e., K89PE2LCVALUTBX); see page 742. For list pricing, use your electronic specification tool or contact customer service
- Weight Limit 253 lbs.
- Tight-back
- Clean out
- 2mm tubular metal legs
- Non-skid, adjustable glides
- Arm cap on applicable models

### THREE SEAT BACK AND CONVENIENCE ARM ON RIGHT, PENINSULA LOUNGE



No Arm Cap



Arm Cap

|                  |                       |    | A    | B    | C    | D    | E    | F    | G    | H    | I    |
|------------------|-----------------------|----|------|------|------|------|------|------|------|------|------|
|                  |                       |    | J    | K    | L    | M    | N    | O    | P    | Q    | R    |
| K89PE3LCVALUTB   | No Arm Cap            | \$ | 4772 | 5023 | 5217 | 5411 | 5615 | 5855 | 6003 | 6262 | 6484 |
|                  |                       |    | 6715 | 7085 | 7825 | 8288 | 8390 | 8472 | 8593 | 8704 | 9213 |
| K89PE3LCVALACWTB | Wood Arm Cap          |    | 4935 | 5186 | 5380 | 5574 | 5778 | 6018 | 6166 | 6425 | 6647 |
|                  |                       |    | 6878 | 7248 | 7988 | 8451 | 8553 | 8635 | 8756 | 8867 | 9376 |
| K89PE3LCVALACPTB | Polyurethane Arm Cap  |    | 5052 | 5303 | 5497 | 5691 | 5895 | 6135 | 6283 | 6542 | 6764 |
|                  |                       |    | 6995 | 7365 | 8105 | 8568 | 8670 | 8752 | 8873 | 8984 | 9493 |
| K89PE3LCVALACTTB | 3D Laminate Arm Cap   |    | 5149 | 5400 | 5594 | 5788 | 5992 | 6232 | 6380 | 6639 | 6861 |
|                  |                       |    | 7092 | 7462 | 8202 | 8665 | 8767 | 8849 | 8970 | 9081 | 9590 |
| K89PE3LCVALACSTB | Solid Surface Arm Cap |    | 5318 | 5569 | 5763 | 5957 | 6161 | 6401 | 6549 | 6808 | 7030 |
|                  |                       |    | 7261 | 7631 | 8371 | 8834 | 8936 | 9018 | 9139 | 9250 | 9759 |

#### DIMENSIONS

|        |                                 |             |     |            |                                 |           |       |
|--------|---------------------------------|-------------|-----|------------|---------------------------------|-----------|-------|
| Width  | 88                              | Seat Height | 18% | Arm Height |                                 | Weight    | 188   |
| Depth  | 29%                             | Seat Depth  | 20% | No Arm Cap | 22 <sup>3</sup> / <sub>16</sub> | Cubic Ft. | 56.00 |
| Height | 29 <sup>3</sup> / <sub>16</sub> | Seat Width  | 25% | Arm Cap    | 22 <sup>1</sup> / <sub>16</sub> |           |       |
|        |                                 |             |     | Arm Width  | 3 <sup>1</sup> / <sub>2</sub>   |           |       |

- Contrasting fabric option – specify X (i.e., K89PE3LCVALUTBX); see page 742. For list pricing, use your electronic specification tool or contact customer service
- Weight Limit 253 lbs.
- Tight-back
- Clean out
- 2mm tubular metal legs
- Non-skid, adjustable glides
- Arm cap on applicable models



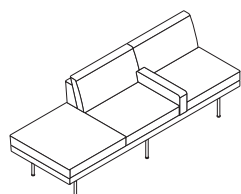
**TO ORDER, SPECIFY:**

1. Model Number
2. Inner Back Upholstery Grade
3. Inner Back Upholstery Number
4. Outer Back Upholstery Grade
5. Outer Back Upholstery Number
6. Seat Upholstery Grade
7. Seat Upholstery Number
8. Arm Upholstery Grade
9. Arm Upholstery Number
10. Front Panel/Accent Upholstery Grade
11. Front Panel/Accent Upholstery Number
12. Leg Metal Finish Designator
13. Moisture Barrier Optional for Seat, or Seat and Inside Back

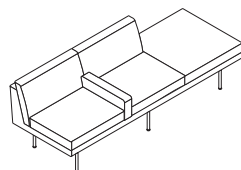
- See page 741 for Whittaker Health options
- See pages 775-780 for COM fabric yardage

**THREE SEAT INTERIOR ARM, PENINSULA LOUNGE**

**MODEL NO. ALLIANCE PROGRAM PRICE GRADES**



Back on Left Side



Back on Right Side

|             |                    |    | A    | B    | C    | D    | E    | F    | G    | H    | I    |
|-------------|--------------------|----|------|------|------|------|------|------|------|------|------|
|             |                    |    | J    | K    | L    | M    | N    | O    | P    | Q    | R    |
| K89PE3LILTB | Back on Left Side  | \$ | 4234 | 4461 | 4636 | 4814 | 4998 | 5216 | 5350 | 5584 | 5785 |
|             |                    |    | 5994 | 6329 | 6999 | 7419 | 7512 | 7586 | 7695 | 7796 | 8257 |
| K89PE3RIRTB | Back on Right Side |    | 4234 | 4461 | 4636 | 4814 | 4998 | 5216 | 5350 | 5584 | 5785 |
|             |                    |    | 5994 | 6329 | 6999 | 7419 | 7512 | 7586 | 7695 | 7796 | 8257 |

**DIMENSIONS**

|        |                    |             |                    |           |       |
|--------|--------------------|-------------|--------------------|-----------|-------|
| Width  | 86                 | Seat Height | 18 $\frac{1}{2}$   | Weight    | 188   |
| Depth  | 29 $\frac{3}{4}$   | Seat Depth  | 20 $\frac{1}{16}$  | Cubic Ft. | 53.00 |
| Height | 29 $\frac{13}{16}$ | Seat Width  | 25 $\frac{13}{16}$ |           |       |

- Contrasting fabric option – specify X (i.e., K89PE3LILTBX); see page 742. For list pricing, use your electronic specification tool or contact customer service
- Weight Limit 253 lbs.
- Tight-back
- Clean out
- 2mm tubular metal legs
- Non-skid, adjustable glides

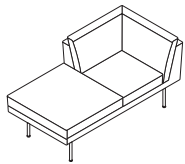
# WHITTAKER HEALTH

## TO ORDER, SPECIFY:

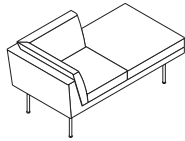
1. Model Number
2. Inner Back Upholstery Grade
3. Inner Back Upholstery Number
4. Outer Back Upholstery Grade
5. Outer Back Upholstery Number
6. Seat Upholstery Grade
7. Seat Upholstery Number
8. Front Panel/Accent Upholstery Grade
9. Front Panel/Accent Upholstery Number
10. Leg Metal Finish Designator
11. Moisture Barrier Optional for Seat, or Seat and Inside Back

- See page 741 for Whittaker Health options
- See pages 775-780 for COM fabric yardage

### TWO SEAT CORNERS, PENINSULA LOUNGE



Left Corner



Right Corner

### MODEL NO.

### ALLIANCE PROGRAM PRICE GRADES

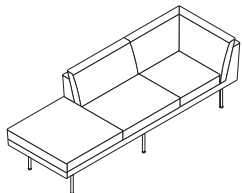
|           |              |    | A    | B    | C    | D    | E    | F    | G    | H    | I    |
|-----------|--------------|----|------|------|------|------|------|------|------|------|------|
|           |              |    | J    | K    | L    | M    | N    | O    | P    | Q    | R    |
| K89CP2LTB | Left Corner  | \$ | 3453 | 3618 | 3747 | 3877 | 4010 | 4170 | 4270 | 4441 | 4588 |
|           |              |    | 4742 | 4988 | 5478 | 5785 | 5852 | 5909 | 5988 | 6062 | 6399 |
| K89CP2RTB | Right Corner |    | 3453 | 3618 | 3747 | 3877 | 4010 | 4170 | 4270 | 4441 | 4588 |
|           |              |    | 4742 | 4988 | 5478 | 5785 | 5852 | 5909 | 5988 | 6062 | 6399 |

### DIMENSIONS

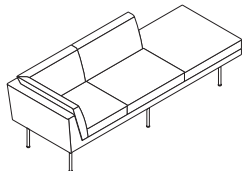
|        |                    |             |                   |           |       |
|--------|--------------------|-------------|-------------------|-----------|-------|
| Width  | 57 $\frac{1}{16}$  | Seat Height | 18 $\frac{1}{16}$ | Weight    | 140   |
| Depth  | 29 $\frac{3}{16}$  | Seat Depth  | 20 $\frac{1}{16}$ | Cubic Ft. | 37.00 |
| Height | 29 $\frac{13}{16}$ | Seat Width  | 51 $\frac{1}{4}$  |           |       |

- Contrasting fabric option – specify X (i.e., K89CP2LTBX); see page 742. For list pricing, use your electronic specification tool or contact customer service
- Weight Limit 253 lbs.
- Tight-back
- Clean out
- 2mm tubular metal legs
- Non-skid, adjustable glides

### THREE SEAT CORNERS, PENINSULA LOUNGE



Back on Left Side



Back on Right Side

|           |                    |    | A    | B    | C    | D    | E    | F    | G    | H    | I    |
|-----------|--------------------|----|------|------|------|------|------|------|------|------|------|
|           |                    |    | J    | K    | L    | M    | N    | O    | P    | Q    | R    |
| K89CP3LTB | Back on Left Side  | \$ | 4473 | 4702 | 4880 | 5060 | 5246 | 5467 | 5604 | 5842 | 6046 |
|           |                    |    | 6258 | 6598 | 7277 | 7703 | 7796 | 7873 | 7983 | 8085 | 8553 |
| K89CP3RTB | Back on Right Side |    | 4473 | 4702 | 4880 | 5060 | 5246 | 5467 | 5604 | 5842 | 6046 |
|           |                    |    | 6258 | 6598 | 7277 | 7703 | 7796 | 7873 | 7983 | 8085 | 8553 |

### DIMENSIONS

|        |                    |             |                   |           |       |
|--------|--------------------|-------------|-------------------|-----------|-------|
| Width  | 84 $\frac{1}{2}$   | Seat Height | 18 $\frac{1}{16}$ | Weight    | 200   |
| Depth  | 29 $\frac{3}{16}$  | Seat Depth  | 20 $\frac{1}{16}$ | Cubic Ft. | 55.00 |
| Height | 29 $\frac{13}{16}$ | Seat Width  | 74 $\frac{1}{16}$ |           |       |

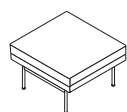
- Contrasting fabric option – specify X (i.e., K89CP3LTBX); see page 742. For list pricing, use your electronic specification tool or contact customer service
- Weight Limit 253 lbs.
- Tight-back
- Clean out
- 2mm tubular metal legs
- Non-skid, adjustable glides

**TO ORDER, SPECIFY:**

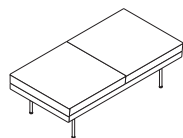
1. Model Number
2. Seat Upholstery Grade
3. Seat Upholstery Number
4. Front Panel/Accent Upholstery Grade
5. Front Panel/Accent Upholstery Number
6. Leg Metal Finish Designator
7. Moisture Barrier Optional for Seat, or Seat and Inside Back

- See page 741 for Whittaker Health options
- See pages 775-780 for COM fabric yardage

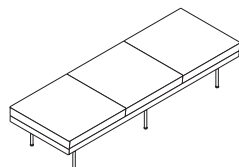
**BENCHES**



One Seat



Two Seat



Three Seat

**MODEL NO.**

**ALLIANCE PROGRAM PRICE GRADES**

|        |            |    | A    | B    | C    | D    | E    | F    | G    | H    | I    |
|--------|------------|----|------|------|------|------|------|------|------|------|------|
|        |            |    | J    | K    | L    | M    | N    | O    | P    | Q    | R    |
| K89BE1 | One Seat   | \$ | 1396 | 1453 | 1499 | 1543 | 1590 | 1646 | 1680 | 1740 | 1792 |
|        |            |    | 1845 | 1931 | 2102 | 2209 | 2232 | 2252 | 2280 | 2305 | 2423 |
| K89BE2 | Two Seat   |    | 2206 | 2307 | 2386 | 2463 | 2545 | 2643 | 2701 | 2805 | 2895 |
|        |            |    | 2988 | 3136 | 3434 | 3620 | 3661 | 3694 | 3743 | 3787 | 3992 |
| K89BE3 | Three Seat |    | 2797 | 2938 | 3046 | 3156 | 3270 | 3405 | 3488 | 3633 | 3758 |
|        |            |    | 3887 | 4095 | 4510 | 4769 | 4827 | 4873 | 4941 | 5004 | 5288 |

**DIMENSIONS - ONE SEAT**

|        |      |           |       |
|--------|------|-----------|-------|
| Width  | 27½" | Weight    | 58    |
| Depth  | 28"  | Cubic Ft. | 11.00 |
| Height | 17"  |           |       |

**DIMENSIONS - TWO SEAT**

|        |     |           |       |
|--------|-----|-----------|-------|
| Width  | 55" | Weight    | 96    |
| Depth  | 28" | Cubic Ft. | 21.00 |
| Height | 17" |           |       |

**DIMENSIONS - THREE SEAT**

|        |      |           |       |
|--------|------|-----------|-------|
| Width  | 82½" | Weight    | 140   |
| Depth  | 28"  | Cubic Ft. | 31.00 |
| Height | 17"  |           |       |

- Contrasting fabric option – specify X (i.e., K89BE1X); see page 742. For list pricing, use your electronic specification tool or contact customer service
- Weight Limit 253 lbs.
- 2mm tubular metal legs
- Non-skid, adjustable glides

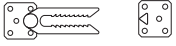
# WHITTAKER HEALTH

## TO ORDER, SPECIFY:

• See page 741 for Whittaker Health options

1. Model Number

### GANGING DEVICE



### MODEL NO.

### LIST PRICE

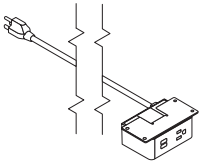
|        |                |       |
|--------|----------------|-------|
| K82PGB | Ganging Device | \$ 41 |
|--------|----------------|-------|

### DIMENSIONS

|           |      |
|-----------|------|
| Weight    | 2    |
| Cubic Ft. | 1.00 |

- Two two-piece ganging devices are required to join two units together

### POWER/USB MODULE



|        |                  |        |
|--------|------------------|--------|
| K87EUM | Power/USB Module | \$ 323 |
|--------|------------------|--------|

### DIMENSIONS

|        |      |
|--------|------|
| Width  | 4.05 |
| Depth  | 2.77 |
| Height | 1.69 |

|           |      |
|-----------|------|
| Weight    | 2    |
| Cubic Ft. | 1.00 |

- Can be placed under all Whittaker lounge models
- 6' cord with three-prong plug
- 1 power receptacle
- 2 USB ports

## COM YARDAGE REQUIREMENTS

### COM YARDAGE REQUIREMENTS (54" WIDTH – CUT UP THE ROLL)

| MODEL  | RAILROADED<br>Contact customer<br>service 800-634-9510<br>for ydg requirements | NON DIRECTIONAL<br>OR<br>SOLID | 1"-4" REPEAT                      | 5"-11" REPEAT                       | 12"-18" REPEAT                      | COL<br>SQUARE<br>FEET |
|--|--|--------------------------------|-----------------------------------|-------------------------------------|-------------------------------------|-----------------------|
|  |  |                                | 4" VERTICAL<br>X<br>4" HORIZONTAL | 11" VERTICAL<br>X<br>11" HORIZONTAL | 18" VERTICAL<br>X<br>18" HORIZONTAL |                       |
| K89L1XATB  | Entire Unit  | 3.50                           | 4.50                              | 5.00                                | 6.00                                | 70.3                  |
|  | Inner Back   | 1.30                           | 1.80                              | 2.00                                | 2.50                                | 25.5                  |
|  | Outer Back   | 1.20                           | 1.50                              | 2.00                                | 2.80                                | 24.4                  |
|  | Seat   | 0.90                           | 1.30                              | 2.00                                | 2.00                                | 18.3                  |
|  | Accent   | 0.50                           | 1.00                              | 1.50                                | 2.30                                | 10                    |
| K89L2XATB  | Entire Unit  | 5.90                           | 7.50                              | 8.50                                | 9.50                                | 118.4                 |
|  | Inner Back   | 2.50                           | 3.00                              | 3.50                                | 4.50                                | 49.3                  |
|  | Outer Back   | 1.50                           | 2.00                              | 3.00                                | 4.50                                | 29.9                  |
|  | Seat   | 1.80                           | 2.00                              | 3.00                                | 3.00                                | 34.9                  |
|  | Accent   | 0.60                           | 1.00                              | 1.80                                | 2.80                                | 11.1                  |
| K89L3XATB  | Entire Unit  | 9.10                           | 10.50                             | 12.00                               | 14.00                               | 181                   |
|  | Inner Back   | 3.70                           | 4.50                              | 5.00                                | 6.50                                | 73.1                  |
|  | Outer Back   | 2.20                           | 3.00                              | 4.00                                | 6.00                                | 43.2                  |
|  | Seat   | 2.60                           | 3.00                              | 4.00                                | 3.50                                | 51.5                  |
|  | Accent   | 0.80                           | 1.50                              | 2.00                                | 3.30                                | 14.9                  |
| K89L1CVALUTB,<br>K89L1CVALACWTB,<br>K89L1CVALACPTB,<br>K89L1CVALACTTB,<br>K89L1CVALACSTB | Entire Unit  | 4.30                           | 5.00                              | 6.00                                | 7.00                                | 84.7                  |
|  | Inner Back   | 1.30                           | 1.80                              | 2.00                                | 2.50                                | 25.5                  |
|  | Outer Back   | 1.20                           | 1.50                              | 2.00                                | 2.80                                | 24.4                  |
|  | Seat   | 0.90                           | 1.30                              | 2.00                                | 2.00                                | 18.3                  |
|  | Arm  | 1.40                           | 1.50                              | 1.80                                | 2.50                                | 28.2                  |
|  | Accent   | 0.50                           | 1.00                              | 1.50                                | 2.30                                | 10                    |
| K89L2CVALUTB,<br>K89L2CVALACWTB,<br>K89L2CVALACPTB,<br>K89L2CVALACTTB,<br>K89L2CVALACSTB | Entire Unit  | 6.60                           | 8.00                              | 9.00                                | 10.50                               | 132.3                 |
|  | Inner Back   | 2.50                           | 3.00                              | 3.50                                | 4.50                                | 49.3                  |
|  | Outer Back   | 1.50                           | 2.00                              | 3.00                                | 4.50                                | 29.9                  |
|  | Seat   | 1.80                           | 2.00                              | 3.00                                | 3.00                                | 34.9                  |
|  | Arm  | 1.30                           | 1.50                              | 1.80                                | 2.50                                | 25.5                  |
|  | Accent   | 0.60                           | 1.00                              | 1.80                                | 2.80                                | 11.1                  |
| K89L3CVALUTB,<br>K89L3CVALACWTB,<br>K89L3CVALACPTB,<br>K89L3CVALACTTB,<br>K89L3CVALACSTB | Entire Unit  | 9.60                           | 11.30                             | 12.50                               | 14.50                               | 190.4                 |
|  | Inner Back   | 3.60                           | 4.50                              | 5.00                                | 6.50                                | 72.5                  |
|  | Outer Back   | 2.10                           | 3.00                              | 4.00                                | 6.00                                | 42.6                  |
|  | Seat   | 2.10                           | 3.00                              | 4.00                                | 3.50                                | 41                    |
|  | Arm  | 1.30                           | 1.50                              | 1.80                                | 2.50                                | 25.5                  |
|  | Accent   | 0.70                           | 1.50                              | 2.00                                | 3.30                                | 14.4                  |
| K89L1CVARUTB,<br>K89L1CVARACWTB,<br>K89L1CVARACPTB,<br>K89L1CVARACTTB,<br>K89L1CVARACSTB | Entire Unit  | 4.30                           | 5.00                              | 6.00                                | 7.00                                | 84.7                  |
|  | Inner Back   | 1.30                           | 1.80                              | 2.00                                | 2.50                                | 25.5                  |
|  | Outer Back   | 1.20                           | 1.50                              | 2.00                                | 2.80                                | 24.4                  |
|  | Seat   | 0.90                           | 1.30                              | 2.00                                | 2.00                                | 18.3                  |
|  | Arm  | 1.40                           | 1.50                              | 1.80                                | 2.50                                | 28.2                  |
|  | Accent   | 0.50                           | 1.00                              | 1.50                                | 2.30                                | 10                    |
| K89L2CVARUTB,<br>K89L2CVARACWTB,<br>K89L2CVARACPTB,<br>K89L2CVARACTTB,<br>K89L2CVARACSTB | Entire Unit  | 6.60                           | 8.00                              | 9.00                                | 10.50                               | 132.3                 |
|  | Inner Back   | 2.50                           | 3.00                              | 3.50                                | 4.50                                | 49.3                  |
|  | Outer Back   | 1.50                           | 2.00                              | 3.00                                | 4.50                                | 29.9                  |
|  | Seat   | 1.80                           | 2.00                              | 3.00                                | 3.00                                | 34.9                  |
|  | Arm  | 1.30                           | 1.50                              | 1.80                                | 2.50                                | 25.5                  |
|  | Accent   | 0.60                           | 1.00                              | 1.80                                | 2.80                                | 11.1                  |
| K89L3CVARUTB,<br>K89L3CVARACWTB,<br>K89L3CVARACPTB,<br>K89L3CVARACTTB,<br>K89L3CVARACSTB | Entire Unit  | 9.60                           | 11.30                             | 12.50                               | 14.50                               | 190.4                 |
|  | Inner Back   | 3.60                           | 4.50                              | 5.00                                | 6.50                                | 72.5                  |
|  | Outer Back   | 2.10                           | 3.00                              | 4.00                                | 6.00                                | 42.6                  |
|  | Seat   | 2.10                           | 3.00                              | 4.00                                | 3.50                                | 41                    |
|  | Arm  | 1.30                           | 1.50                              | 1.80                                | 2.50                                | 25.5                  |
|  | Accent   | 0.70                           | 1.50                              | 2.00                                | 3.30                                | 14.4                  |
| K89L1CVABUTB,<br>K89L1CVABACWTB,<br>K89L1CVABACPTB,<br>K89L1CVABACTTB,<br>K89L1CVABACSTB | Entire Unit  | 5.00                           | 6.00                              | 7.00                                | 8.00                                | 99.1                  |
|  | Inner Back   | 1.30                           | 1.80                              | 2.00                                | 2.50                                | 25.5                  |
|  | Outer Back   | 1.20                           | 1.50                              | 2.00                                | 2.80                                | 24.4                  |
|  | Seat   | 0.90                           | 1.30                              | 2.00                                | 2.00                                | 18.3                  |
|  | Arms   | 1.50                           | 2.00                              | 3.00                                | 3.80                                | 30.4                  |
|  | Accent   | 0.50                           | 1.00                              | 1.50                                | 2.30                                | 10                    |

# COM YARDAGE REQUIREMENTS

## COM YARDAGE REQUIREMENTS (54" WIDTH – CUT UP THE ROLL)

| MODEL                   | RAILROADED<br>Contact customer<br>service 800-634-9510<br>for ydg requirements | NON DIRECTIONAL<br>OR<br>SOLID | 1"-4" REPEAT                      | 5"-11" REPEAT                       | 12"-18" REPEAT                      | COL<br>SQUARE<br>FEET |
|-------------------------|--|--------------------------------|-----------------------------------|-------------------------------------|-------------------------------------|-----------------------|
|                         |  |                                | 4" VERTICAL<br>X<br>4" HORIZONTAL | 11" VERTICAL<br>X<br>11" HORIZONTAL | 18" VERTICAL<br>X<br>18" HORIZONTAL |                       |
| K89L2CVABUTB,           | Entire Unit  | 7.40                           | 9.00                              | 10.00                               | 11.50                               | 147.2                 |
| K89L2CVABACWTB,         | Inner Back   | 2.50                           | 3.00                              | 3.50                                | 4.50                                | 49.2                  |
| K89L2CVABACPTB,         | Outer Back   | 1.50                           | 2.00                              | 3.00                                | 4.50                                | 29.9                  |
| K89L2CVABACTTB,         | Seat   | 1.80                           | 2.00                              | 3.00                                | 3.00                                | 34.9                  |
| K89L2CVABACSTB          | Arms   | 1.50                           | 2.00                              | 3.00                                | 3.80                                | 30.4                  |
|                         | Accent   | 0.60                           | 1.00                              | 1.80                                | 2.80                                | 11.1                  |
| K89L3CVABUTB,           | Entire Unit  | 10.30                          | 12.00                             | 13.50                               | 15.50                               | 204.8                 |
| K89L3CVABACWTB,         | Inner Back   | 3.60                           | 4.50                              | 5.00                                | 6.50                                | 72.5                  |
| K89L3CVABACPTB,         | Outer Back   | 2.10                           | 3.00                              | 4.00                                | 6.00                                | 42.6                  |
| K89L3CVABACTTB,         | Seat   | 2.10                           | 3.00                              | 4.00                                | 3.50                                | 41                    |
| K89L3CVABACSTB          | Arms   | 1.50                           | 2.00                              | 3.00                                | 3.80                                | 30.4                  |
|                         | Accent   | 0.70                           | 1.50                              | 2.00                                | 3.30                                | 14.4                  |
| K89L1FALTB, K89L1FARTB  | Entire Unit  | 4.40                           | 5.50                              | 6.50                                | 7.00                                | 88.6                  |
|                         | Inner Back   | 1.30                           | 1.80                              | 2.00                                | 2.50                                | 25.5                  |
|                         | Outer Back   | 1.20                           | 1.50                              | 2.00                                | 2.80                                | 24.4                  |
|                         | Seat   | 0.90                           | 1.30                              | 2.00                                | 2.00                                | 18.3                  |
|                         | Arm  | 1.40                           | 1.80                              | 2.00                                | 2.50                                | 28.2                  |
|                         | Accent   | 0.50                           | 1.00                              | 1.50                                | 2.30                                | 10                    |
| K89L1FABTB              | Entire Unit  | 5.50                           | 6.50                              | 7.50                                | 8.00                                | 109.6                 |
|                         | Inner Back   | 1.30                           | 1.80                              | 2.00                                | 2.50                                | 25.5                  |
|                         | Outer Back   | 1.20                           | 1.50                              | 2.00                                | 2.80                                | 24.4                  |
|                         | Seat   | 0.90                           | 1.30                              | 2.00                                | 2.00                                | 18.3                  |
|                         | Arms   | 2.10                           | 2.50                              | 3.30                                | 4.50                                | 41.5                  |
|                         | Accent   | 0.50                           | 1.00                              | 1.50                                | 2.30                                | 10                    |
| K89L2FALTB, K89L2FARTB  | Entire Unit  | 6.90                           | 8.50                              | 10.00                               | 11.00                               | 138.4                 |
|                         | Inner Back   | 2.50                           | 3.00                              | 3.50                                | 4.50                                | 49.3                  |
|                         | Outer Back   | 1.50                           | 2.00                              | 3.00                                | 4.50                                | 29.9                  |
|                         | Seat   | 1.80                           | 2.00                              | 3.00                                | 3.00                                | 34.9                  |
|                         | Arm  | 1.40                           | 1.80                              | 2.00                                | 2.50                                | 28.2                  |
|                         | Accent   | 0.60                           | 1.00                              | 1.80                                | 2.80                                | 11.1                  |
| K89L2FABTB              | Entire Unit  | 7.90                           | 9.50                              | 11.00                               | 12.00                               | 157.7                 |
|                         | Inner Back   | 2.50                           | 3.00                              | 3.50                                | 4.50                                | 49.3                  |
|                         | Outer Back   | 1.50                           | 2.00                              | 3.00                                | 4.50                                | 29.9                  |
|                         | Seat   | 1.80                           | 2.00                              | 3.00                                | 3.00                                | 34.9                  |
|                         | Arms   | 2.10                           | 2.50                              | 3.30                                | 4.50                                | 41.5                  |
|                         | Accent   | 0.60                           | 1.00                              | 1.80                                | 2.80                                | 11.1                  |
| K89L3FALTB, K89L3FARTB  | Entire Unit  | 9.80                           | 12.00                             | 13.00                               | 15.00                               | 195.9                 |
|                         | Inner Back   | 3.60                           | 4.50                              | 5.00                                | 6.50                                | 72.5                  |
|                         | Outer Back   | 2.10                           | 3.00                              | 4.00                                | 6.00                                | 42.6                  |
|                         | Seat   | 2.10                           | 3.00                              | 4.00                                | 3.50                                | 41                    |
|                         | Arm  | 1.40                           | 1.80                              | 2.00                                | 2.50                                | 28.2                  |
|                         | Accent   | 0.70                           | 1.50                              | 2.00                                | 3.30                                | 14.4                  |
| K89L3FABTB              | Entire Unit  | 10.80                          | 13.00                             | 14.50                               | 16.50                               | 215.3                 |
|                         | Inner Back   | 3.60                           | 4.50                              | 5.00                                | 6.50                                | 72.5                  |
|                         | Outer Back   | 2.10                           | 3.00                              | 4.00                                | 6.00                                | 42.6                  |
|                         | Seat   | 2.10                           | 3.00                              | 4.00                                | 3.50                                | 41                    |
|                         | Arms   | 2.10                           | 2.50                              | 3.30                                | 4.50                                | 41.5                  |
|                         | Accent   | 0.70                           | 1.50                              | 2.00                                | 3.30                                | 14.4                  |
| K89L2XAIBT              | Entire Unit  | 5.10                           | 7.50                              | 8.50                                | 10.50                               | 101.8                 |
|                         | Inner Back   | 2.50                           | 3.00                              | 3.50                                | 4.50                                | 49.3                  |
|                         | Outer Back   | 1.50                           | 2.00                              | 3.00                                | 4.50                                | 29.9                  |
|                         | Seat   | 1.50                           | 2.00                              | 3.00                                | 3.00                                | 30.4                  |
|                         | Arm  | 1.20                           | 1.40                              | 1.50                                | 2.00                                | 24.4                  |
|                         | Accent   | 0.60                           | 1.00                              | 1.80                                | 2.80                                | 11.1                  |
| K89L3XAIBT, K89L3XAIRTB | Entire Unit  | 10.10                          | 10.50                             | 12.00                               | 14.50                               | 202                   |
|                         | Inner Back   | 2.10                           | 3.00                              | 4.00                                | 3.50                                | 41                    |
|                         | Outer Back   | 2.10                           | 3.00                              | 4.00                                | 6.00                                | 42.6                  |
|                         | Seat   | 2.10                           | 3.00                              | 4.00                                | 3.50                                | 41                    |
|                         | Arm  | 1.20                           | 1.40                              | 1.50                                | 2.00                                | 24.4                  |
|                         | Accent   | 0.70                           | 1.50                              | 2.00                                | 3.30                                | 14.4                  |

## COM YARDAGE REQUIREMENTS

### COM YARDAGE REQUIREMENTS (54" WIDTH – CUT UP THE ROLL)

| MODEL   | RAILOADED<br>Contact customer<br>service 800-634-9510<br>for ydg requirements | NON DIRECTIONAL<br>OR<br>SOLID | 1"-4" REPEAT                      | 5"-11" REPEAT                       | 12"-18" REPEAT                      | COL<br>SQUARE<br>FEET |
|---|---|--------------------------------|-----------------------------------|-------------------------------------|-------------------------------------|-----------------------|
|   |   |                                | 4" VERTICAL<br>X<br>4" HORIZONTAL | 11" VERTICAL<br>X<br>11" HORIZONTAL | 18" VERTICAL<br>X<br>18" HORIZONTAL |                       |
| K89L3XAIBTB   | Entire Unit   | 10.10                          | 11.00                             | 12.50                               | 15.50                               | 202                   |
|   | Inner Back  | 3.60                           | 4.50                              | 5.00                                | 6.50                                | 72.5                  |
|   | Outer Back  | 2.10                           | 3.00                              | 4.00                                | 6.00                                | 42.6                  |
|   | Seat  | 2.10                           | 3.00                              | 4.00                                | 3.50                                | 41                    |
|   | Arm   | 1.20                           | 1.50                              | 2.50                                | 2.80                                | 24.4                  |
|   | Accent  | 0.70                           | 1.50                              | 2.00                                | 3.30                                | 14.4                  |
| K89L2CVALIUTB,<br>K89L2CVALIACWTB,<br>K89L2CVALIACPTB,<br>K89L2CVALIACSTB     | Entire Unit   | 5.90                           | 8.00                              | 9.00                                | 11.50                               | 117.3                 |
|   | Inner Back  | 2.50                           | 3.00                              | 3.50                                | 4.50                                | 49.3                  |
|   | Outer Back  | 1.50                           | 2.00                              | 3.00                                | 4.50                                | 29.9                  |
|   | Seat  | 1.80                           | 2.00                              | 3.00                                | 3.00                                | 34.9                  |
|   | Arms  | 1.40                           | 1.80                              | 2.50                                | 3.00                                | 28.2                  |
|   | Accent  | 0.60                           | 1.00                              | 1.80                                | 2.80                                | 11.1                  |
| K89L2CVARIUTB,<br>K89L2CVARIACWTB,<br>K89L2CVARIACPTB,<br>K89L2CVARIACSTB     | Entire Unit   | 5.90                           | 8.00                              | 9.00                                | 11.50                               | 117.3                 |
|   | Inner Back  | 2.50                           | 3.00                              | 3.50                                | 4.50                                | 49.3                  |
|   | Outer Back  | 1.50                           | 2.00                              | 3.00                                | 4.50                                | 29.9                  |
|   | Seat  | 1.80                           | 2.00                              | 3.00                                | 3.00                                | 34.9                  |
|   | Arms  | 1.40                           | 1.80                              | 2.50                                | 3.00                                | 28.2                  |
|   | Accent  | 0.60                           | 1.00                              | 1.80                                | 2.80                                | 11.1                  |
| K89L2CVABIUTB,<br>K89L2CVABIACWTB,<br>K89L2CVABIACPTB,<br>K89L2CVABIACSTB     | Entire Unit   | 6.60                           | 9.00                              | 10.50                               | 12.50                               | 130.6                 |
|   | Inner Back  | 2.50                           | 3.00                              | 3.50                                | 4.50                                | 49.3                  |
|   | Outer Back  | 1.50                           | 2.00                              | 3.00                                | 4.50                                | 29.9                  |
|   | Seat  | 1.80                           | 2.00                              | 3.00                                | 3.00                                | 34.9                  |
|   | Arms  | 1.70                           | 2.50                              | 4.50                                | 5.00                                | 33.2                  |
|   | Accent  | 0.60                           | 1.00                              | 1.80                                | 2.80                                | 11.1                  |
| K89L3CVARILUTB,<br>K89L3CVARILACWTB,<br>K89L3CVARILACPTB,<br>K89L3CVARILACSTB | Entire Unit   | 8.70                           | 11.30                             | 13.00                               | 15.50                               | 173.8                 |
|   | Inner Back  | 3.60                           | 4.50                              | 5.00                                | 6.50                                | 72.5                  |
|   | Outer Back  | 2.10                           | 3.00                              | 4.00                                | 6.00                                | 42.6                  |
|   | Seat  | 2.10                           | 3.00                              | 4.00                                | 3.50                                | 41                    |
|   | Arms  | 1.30                           | 1.80                              | 2.50                                | 3.00                                | 25.5                  |
|   | Accent  | 0.70                           | 1.50                              | 2.00                                | 3.30                                | 14.4                  |
| K89L3CVABILUTB,<br>K89L3CVABILACWTB,<br>K89L3CVABILACPTB,<br>K89L3CVABILACSTB | Entire Unit   | 9.40                           | 12.50                             | 14.00                               | 16.50                               | 188.2                 |
|   | Inner Back  | 3.60                           | 4.50                              | 5.00                                | 6.50                                | 72.5                  |
|   | Outer Back  | 2.10                           | 3.00                              | 4.00                                | 6.00                                | 42.6                  |
|   | Seat  | 2.10                           | 3.00                              | 4.00                                | 3.50                                | 41                    |
|   | Arms  | 1.70                           | 2.50                              | 4.50                                | 5.00                                | 33.2                  |
|   | Accent  | 0.70                           | 1.50                              | 2.00                                | 3.30                                | 14.4                  |
| K89L3CVALIRUTB,<br>K89L3CVALIRACWTB,<br>K89L3CVALIRACPTB,<br>K89L3CVALIRACSTB | Entire Unit   | 8.70                           | 11.30                             | 13.00                               | 15.50                               | 173.8                 |
|   | Inner Back  | 3.60                           | 4.50                              | 5.00                                | 6.50                                | 72.5                  |
|   | Outer Back  | 2.10                           | 3.00                              | 4.00                                | 6.00                                | 42.6                  |
|   | Seat  | 2.10                           | 3.00                              | 4.00                                | 3.50                                | 41                    |
|   | Arms  | 1.30                           | 1.80                              | 2.50                                | 3.00                                | 25.5                  |
|   | Accent  | 0.70                           | 1.50                              | 2.00                                | 3.30                                | 14.4                  |
| K89L3CVABIRUTB,<br>K89L3CVABIRACWTB,<br>K89L3CVABIRACPTB,<br>K89L3CVABIRACSTB | Entire Unit   | 9.40                           | 12.50                             | 14.00                               | 16.50                               | 188.2                 |
|   | Inner Back  | 3.60                           | 4.50                              | 5.00                                | 6.50                                | 72.5                  |
|   | Outer Back  | 2.10                           | 3.00                              | 4.00                                | 6.00                                | 42.6                  |
|   | Seat  | 2.10                           | 3.00                              | 4.00                                | 3.50                                | 41                    |
|   | Arms  | 1.70                           | 2.50                              | 4.50                                | 5.00                                | 33.2                  |
|   | Accent  | 0.70                           | 1.50                              | 2.00                                | 3.30                                | 14.4                  |
| K89L3CVARIBUTB,<br>K89L3CVARIBACWTB,<br>K89L3CVARIBACPTB,<br>K89L3CVARIBACSTB | Entire Unit   | 8.00                           | 11.50                             | 13.50                               | 16.30                               | 159.4                 |
|   | Inner Back  | 3.60                           | 4.50                              | 5.00                                | 6.50                                | 72.5                  |
|   | Outer Back  | 2.10                           | 3.00                              | 4.00                                | 6.00                                | 42.6                  |
|   | Seat  | 2.10                           | 3.00                              | 4.00                                | 3.50                                | 41                    |
|   | Arms  | 1.90                           | 3.00                              | 4.50                                | 5.00                                | 38.7                  |
|   | Accent  | 0.70                           | 1.50                              | 2.00                                | 3.30                                | 14.4                  |
| K89L3CVALIBUTB,<br>K89L3CVALIBACWTB,<br>K89L3CVALIBACPTB,<br>K89L3CVALIBACSTB | Entire Unit   | 8.00                           | 11.50                             | 13.50                               | 16.30                               | 159.4                 |
|   | Inner Back  | 3.60                           | 4.50                              | 5.00                                | 6.50                                | 72.5                  |
|   | Outer Back  | 2.10                           | 3.00                              | 4.00                                | 6.00                                | 42.6                  |
|   | Seat  | 2.10                           | 3.00                              | 4.00                                | 3.50                                | 41                    |
|   | Arms  | 1.90                           | 3.00                              | 4.50                                | 5.00                                | 38.7                  |
|   | Accent  | 0.70                           | 1.50                              | 2.00                                | 3.30                                | 14.4                  |

# COM YARDAGE REQUIREMENTS

## COM YARDAGE REQUIREMENTS (54" WIDTH – CUT UP THE ROLL)

| MODEL             | RAILROADED<br>Contact customer<br>service 800-634-9510<br>for ydg requirements | NON DIRECTIONAL<br>OR<br>SOLID | 1"-4" REPEAT                      | 5"-11" REPEAT                       | 12"-18" REPEAT                      | COL<br>SQUARE<br>FEET |
|-------------------|--|--------------------------------|-----------------------------------|-------------------------------------|-------------------------------------|-----------------------|
|                   |  |                                | 4" VERTICAL<br>X<br>4" HORIZONTAL | 11" VERTICAL<br>X<br>11" HORIZONTAL | 18" VERTICAL<br>X<br>18" HORIZONTAL |                       |
| K89L3CVABIBUTB,   | Entire Unit  | 8.60                           | 12.50                             | 15.00                               | 17.50                               | 171.6                 |
| K89L3CVABIBACWTB, | Inner Back   | 3.60                           | 4.50                              | 5.00                                | 6.50                                | 72.5                  |
| K89L3CVABIBACPTB, | Outer Back   | 2.10                           | 3.00                              | 4.00                                | 6.00                                | 42.6                  |
| K89L3CVABIBACTTB, | Seat   | 2.10                           | 3.00                              | 4.00                                | 3.50                                | 41                    |
| K89L3CVABIBACSTB  | Arms   | 1.90                           | 3.00                              | 4.50                                | 5.00                                | 38.7                  |
|                   | Accent   | 0.70                           | 1.50                              | 2.00                                | 3.30                                | 14.4                  |
| K89C2LXATB        | Entire Unit  | 6.20                           | 8.50                              | 10.50                               | 12.50                               | 123.4                 |
|                   | Inner Back   | 3.00                           | 4.50                              | 5.00                                | 6.00                                | 59.8                  |
|                   | Outer Back   | 2.20                           | 2.80                              | 4.00                                | 5.30                                | 43.2                  |
|                   | Seat   | 1.60                           | 2.00                              | 2.50                                | 2.50                                | 32.1                  |
|                   | Accent   | 0.50                           | 1.00                              | 1.50                                | 2.30                                | 10                    |
| K89C3LXATB        | Entire Unit  | 9.30                           | 12.00                             | 14.00                               | 16.50                               | 184.8                 |
|                   | Inner Back   | 3.10                           | 3.80                              | 5.80                                | 6.50                                | 75.8                  |
|                   | Outer Back   | 2.90                           | 3.50                              | 5.00                                | 7.30                                | 57                    |
|                   | Seat   | 2.30                           | 2.80                              | 4.00                                | 3.50                                | 45.9                  |
|                   | Accent   | 0.60                           | 1.00                              | 1.80                                | 2.80                                | 11.6                  |
| K89C2LCVAUTB,     | Entire Unit  | 6.90                           | 9.00                              | 11.00                               | 13.00                               | 137.3                 |
| K89C2LCVAACWTB,   | Inner Back   | 3.00                           | 4.50                              | 5.00                                | 6.00                                | 59.8                  |
| K89C2LCVAACPTB,   | Outer Back   | 2.20                           | 2.80                              | 4.00                                | 5.30                                | 43.2                  |
| K89C2LCVAACTTB,   | Seat   | 1.60                           | 2.00                              | 2.50                                | 2.50                                | 32.1                  |
| K89C2LCVAACSTB    | Arm  | 1.30                           | 1.50                              | 1.80                                | 2.50                                | 25.5                  |
|                   | Accent   | 0.50                           | 1.00                              | 1.50                                | 2.30                                | 10                    |
| K89C3LCVAUTB,     | Entire Unit  | 9.80                           | 12.50                             | 14.50                               | 17.50                               | 194.3                 |
| K89C3LCVAACWTB,   | Inner Back   | 3.80                           | 5.80                              | 6.50                                | 7.50                                | 75.8                  |
| K89C3LCVAACPTB,   | Outer Back   | 2.90                           | 3.50                              | 5.00                                | 7.30                                | 57                    |
| K89C3LCVAACTTB,   | Seat   | 2.30                           | 2.80                              | 4.00                                | 3.50                                | 45.9                  |
| K89C3LCVAACSTB    | Arm  | 1.30                           | 1.50                              | 1.80                                | 2.50                                | 25.5                  |
|                   | Accent   | 0.60                           | 1.00                              | 1.80                                | 2.80                                | 11.6                  |
| K89C2LFATB        | Entire Unit  | 7.20                           | 9.50                              | 11.50                               | 13.50                               | 142.8                 |
|                   | Inner Back   | 3.00                           | 4.50                              | 5.00                                | 6.00                                | 59.8                  |
|                   | Outer Back   | 2.20                           | 2.80                              | 4.00                                | 5.30                                | 43.2                  |
|                   | Seat   | 1.60                           | 2.00                              | 2.50                                | 2.50                                | 32.1                  |
|                   | Arm  | 1.40                           | 1.80                              | 2.00                                | 2.50                                | 28.2                  |
|                   | Accent   | 0.50                           | 1.00                              | 1.50                                | 2.30                                | 10                    |
| K89C3LFATB        | Entire Unit  | 10.10                          | 13.00                             | 15.50                               | 17.50                               | 200.9                 |
|                   | Inner Back   | 3.80                           | 5.80                              | 6.50                                | 7.50                                | 75.8                  |
|                   | Outer Back   | 2.90                           | 3.50                              | 5.00                                | 7.30                                | 57                    |
|                   | Seat   | 2.30                           | 2.80                              | 4.00                                | 3.50                                | 45.9                  |
|                   | Arm  | 1.40                           | 1.80                              | 2.00                                | 2.50                                | 28.2                  |
|                   | Accent   | 0.60                           | 1.00                              | 1.80                                | 2.80                                | 11.6                  |
| K89C3LXAIRTB      | Entire Unit  | 8.30                           | 12.00                             | 14.00                               | 17.00                               | 164.9                 |
|                   | Inner Back   | 3.80                           | 5.80                              | 6.50                                | 7.50                                | 75.8                  |
|                   | Outer Back   | 2.90                           | 3.50                              | 5.00                                | 7.30                                | 57                    |
|                   | Seat   | 2.30                           | 2.80                              | 4.00                                | 3.50                                | 45.9                  |
|                   | Arm  | 1.20                           | 1.40                              | 1.50                                | 2.00                                | 12.2                  |
|                   | Accent   | 0.60                           | 1.00                              | 1.80                                | 2.80                                | 11.6                  |
| K89C3LCVAUIRTB,   | Entire Unit  | 9.20                           | 13.00                             | 15.00                               | 18.00                               | 182.6                 |
| K89C3LCVAACWIRTB, | Inner Back   | 3.80                           | 5.80                              | 6.50                                | 7.50                                | 75.8                  |
| K89C3LCVAACPIRTB, | Outer Back   | 2.90                           | 3.50                              | 5.00                                | 7.30                                | 57                    |
| K89C3LCVAACIIRTB, | Seat   | 2.30                           | 2.80                              | 4.00                                | 3.50                                | 45.9                  |
| K89C3LCVAACSIIRTB | Arms   | 1.30                           | 1.80                              | 2.50                                | 3.00                                | 25.5                  |
|                   | Accent   | 0.60                           | 1.00                              | 1.80                                | 2.80                                | 11.6                  |
| K89C2RXATB        | Entire Unit  | 6.20                           | 8.50                              | 10.50                               | 12.50                               | 123.4                 |
|                   | Inner Back   | 3.00                           | 4.50                              | 5.00                                | 6.00                                | 59.8                  |
|                   | Outer Back   | 2.20                           | 2.80                              | 4.00                                | 5.30                                | 43.2                  |
|                   | Seat   | 1.60                           | 2.00                              | 2.50                                | 2.50                                | 32.1                  |
|                   | Accent   | 0.50                           | 1.00                              | 1.50                                | 2.30                                | 10                    |
| K89C3RXATB        | Entire Unit  | 9.30                           | 12.00                             | 14.00                               | 16.50                               | 184.8                 |
|                   | Inner Back   | 3.10                           | 3.80                              | 5.80                                | 6.50                                | 75.8                  |
|                   | Outer Back   | 2.90                           | 3.50                              | 5.00                                | 7.30                                | 57                    |
|                   | Seat   | 2.30                           | 2.80                              | 4.00                                | 3.50                                | 45.9                  |
|                   | Accent   | 0.60                           | 1.00                              | 1.80                                | 2.80                                | 11.6                  |



# COM YARDAGE REQUIREMENTS

## COM YARDAGE REQUIREMENTS (54" WIDTH – CUT UP THE ROLL)

| MODEL                | RAILOADED<br>Contact customer<br>service 800-634-9510<br>for ydg requirements | NON DIRECTIONAL<br>OR<br>SOLID | 1"-4" REPEAT                      | 5"-11" REPEAT                       | 12"-18" REPEAT                      | COL<br>SQUARE<br>FEET |
|----------------------|---|--------------------------------|-----------------------------------|-------------------------------------|-------------------------------------|-----------------------|
|                      |   |                                | 4" VERTICAL<br>X<br>4" HORIZONTAL | 11" VERTICAL<br>X<br>11" HORIZONTAL | 18" VERTICAL<br>X<br>18" HORIZONTAL |                       |
| K89C2RCVAUTB,        | Entire Unit   | 6.90                           | 9.00                              | 11.00                               | 13.00                               | 137.3                 |
| K89C2RCVAACWTB,      | Inner Back  | 3.00                           | 4.50                              | 5.00                                | 6.00                                | 59.8                  |
| K89C2RCVAACPTB,      | Outer Back  | 2.20                           | 2.80                              | 4.00                                | 5.30                                | 43.2                  |
| K89C2RCVAACCTB,      | Seat  | 1.60                           | 2.00                              | 2.50                                | 2.50                                | 32.1                  |
| K89C2RCVAACSTB       | Arm   | 1.30                           | 1.50                              | 1.80                                | 2.50                                | 25.5                  |
|                      | Accent  | 0.50                           | 1.00                              | 1.50                                | 2.30                                | 10                    |
| K89C3RCVAUTB,        | Entire Unit   | 9.80                           | 12.50                             | 14.50                               | 17.50                               | 194.3                 |
| K89C3RCVAACWTB,      | Inner Back  | 3.80                           | 5.80                              | 6.50                                | 7.50                                | 75.8                  |
| K89C3RCVAACPTB,      | Outer Back  | 2.90                           | 3.50                              | 5.00                                | 7.30                                | 57                    |
| K89C3RCVAACCTB,      | Seat  | 2.30                           | 2.80                              | 4.00                                | 3.50                                | 45.9                  |
| K89C3RCVAACSTB       | Arm   | 1.30                           | 1.50                              | 1.80                                | 2.50                                | 25.5                  |
|                      | Accent  | 0.60                           | 1.00                              | 1.80                                | 2.80                                | 11.6                  |
| K89C2RFATB           | Entire Unit   | 7.20                           | 9.50                              | 11.50                               | 13.50                               | 142.8                 |
|                      | Inner Back  | 3.00                           | 4.50                              | 5.00                                | 6.00                                | 59.8                  |
|                      | Outer Back  | 2.20                           | 2.80                              | 4.00                                | 5.30                                | 43.2                  |
|                      | Seat  | 1.60                           | 2.00                              | 2.50                                | 2.50                                | 32.1                  |
|                      | Arm   | 1.40                           | 1.80                              | 2.00                                | 2.50                                | 28.2                  |
|                      | Accent  | 0.50                           | 1.00                              | 1.50                                | 2.30                                | 10                    |
| K89C3RFATB           | Entire Unit   | 10.10                          | 13.00                             | 15.50                               | 17.50                               | 200.9                 |
|                      | Inner Back  | 3.80                           | 5.80                              | 6.50                                | 7.50                                | 75.8                  |
|                      | Outer Back  | 2.90                           | 3.50                              | 5.00                                | 7.30                                | 57                    |
|                      | Seat  | 2.30                           | 2.80                              | 4.00                                | 3.50                                | 45.9                  |
|                      | Arm   | 1.40                           | 1.80                              | 2.00                                | 2.50                                | 28.2                  |
|                      | Accent  | 0.60                           | 1.00                              | 1.80                                | 2.80                                | 11.6                  |
| K89C3RXAILTB         | Entire Unit   | 8.30                           | 12.00                             | 14.00                               | 17.00                               | 164.9                 |
|                      | Inner Back  | 3.80                           | 5.80                              | 6.50                                | 7.50                                | 75.8                  |
|                      | Outer Back  | 2.90                           | 3.50                              | 5.00                                | 7.30                                | 57                    |
|                      | Seat  | 2.30                           | 2.80                              | 4.00                                | 3.50                                | 45.9                  |
|                      | Arm   | 1.20                           | 1.40                              | 1.50                                | 2.00                                | 12.2                  |
|                      | Accent  | 0.60                           | 1.00                              | 1.80                                | 2.80                                | 11.6                  |
| K89C3RCVAUILTB,      | Entire Unit   | 9.20                           | 13.00                             | 15.00                               | 18.00                               | 182.6                 |
| K89C3RCVAACWILTB,    | Inner Back  | 3.80                           | 5.80                              | 6.50                                | 7.50                                | 75.8                  |
| K89C3RCVAACPILTB,    | Outer Back  | 2.90                           | 3.50                              | 5.00                                | 7.30                                | 57                    |
| K89C3RCVAACITLTB,    | Seat  | 2.30                           | 2.80                              | 4.00                                | 3.50                                | 45.9                  |
| K89C3RCVAACSILTB     | Arms  | 1.30                           | 1.80                              | 2.50                                | 3.00                                | 25.5                  |
|                      | Accent  | 0.60                           | 1.00                              | 1.80                                | 2.80                                | 11.6                  |
| K89PE2LTB, K89PE2RTB | Entire Unit   | 5.20                           | 6.00                              | 7.00                                | 8.00                                | 103.5                 |
|                      | Inner Back  | 1.30                           | 1.80                              | 2.00                                | 2.50                                | 25.5                  |
|                      | Outer Back  | 1.20                           | 1.50                              | 2.00                                | 2.80                                | 24.4                  |
|                      | Seat  | 2.10                           | 2.50                              | 3.30                                | 3.30                                | 41.5                  |
|                      | Accent  | 0.90                           | 1.50                              | 2.00                                | 3.30                                | 18.8                  |
| K89PE3LTB, K89PE3RTB | Entire Unit   | 7.60                           | 9.00                              | 10.50                               | 12.00                               | 152.2                 |
|                      | Inner Back  | 2.50                           | 3.00                              | 3.50                                | 4.30                                | 49.3                  |
|                      | Outer Back  | 1.50                           | 2.00                              | 3.00                                | 4.30                                | 29.9                  |
|                      | Seat  | 2.90                           | 3.30                              | 4.50                                | 4.50                                | 57.6                  |
|                      | Accent  | 1.10                           | 1.50                              | 2.30                                | 3.80                                | 22.1                  |
| K89PE2RCVARUTB,      | Entire Unit   | 5.90                           | 7.00                              | 8.00                                | 9.00                                | 117.3                 |
| K89PE2RCVARACWTB,    | Inner Back  | 1.30                           | 1.80                              | 2.00                                | 2.50                                | 25.5                  |
| K89PE2RCVARACPTB,    | Outer Back  | 1.20                           | 1.50                              | 2.00                                | 2.80                                | 24.4                  |
| K89PE2RCVARACTTB,    | Seat  | 2.10                           | 2.50                              | 3.30                                | 3.30                                | 41.5                  |
| K89PE2RCVARACSTB     | Arm   | 1.30                           | 1.50                              | 1.80                                | 2.50                                | 25.5                  |
|                      | Accent  | 0.90                           | 1.50                              | 2.00                                | 3.30                                | 18.8                  |
| K89PE3RCVARUTB,      | Entire Unit   | 8.40                           | 10.00                             | 11.00                               | 13.00                               | 166.6                 |
| K89PE3RCVARACWTB,    | Inner Back  | 2.50                           | 3.00                              | 3.50                                | 4.30                                | 49.3                  |
| K89PE3RCVARACPTB,    | Outer Back  | 1.50                           | 2.00                              | 3.00                                | 4.30                                | 29.9                  |
| K89PE3RCVARACTTB,    | Seat  | 2.90                           | 3.30                              | 4.50                                | 4.50                                | 57.6                  |
| K89PE3RCVARACSTB     | Arms  | 1.30                           | 1.50                              | 1.80                                | 2.50                                | 25.5                  |
|                      | Accent  | 1.10                           | 1.50                              | 2.30                                | 3.80                                | 22.1                  |

# COM YARDAGE REQUIREMENTS

## COM YARDAGE REQUIREMENTS (54" WIDTH – CUT UP THE ROLL)

| MODEL                  | RAILROADED<br>Contact customer<br>service 800-634-9510<br>for ydg requirements | NON DIRECTIONAL<br>OR<br>SOLID | 1"-4" REPEAT                      | 5"-11" REPEAT                       | 12"-18" REPEAT                      | COL<br>SQUARE<br>FEET |
|------------------------|--|--------------------------------|-----------------------------------|-------------------------------------|-------------------------------------|-----------------------|
|                        |  |                                | 4" VERTICAL<br>X<br>4" HORIZONTAL | 11" VERTICAL<br>X<br>11" HORIZONTAL | 18" VERTICAL<br>X<br>18" HORIZONTAL |                       |
| K89PE2LCVALUTB,        | Entire Unit  | 5.90                           | 7.00                              | 8.00                                | 9.00                                | 117.3                 |
| K89PE2LCVALACWTB,      | Inner Back   | 1.30                           | 1.80                              | 2.00                                | 2.50                                | 25.5                  |
| K89PE2LCVALACPTB,      | Outer Back   | 1.20                           | 1.50                              | 2.00                                | 2.80                                | 24.4                  |
| K89PE2LCVALACCTTB,     | Seat   | 2.10                           | 2.50                              | 3.30                                | 3.30                                | 41.5                  |
| K89PE2LCVALACSTB       | Arm  | 1.30                           | 1.50                              | 1.80                                | 2.50                                | 25.5                  |
|                        | Accent   | 0.90                           | 1.50                              | 2.00                                | 3.30                                | 18.8                  |
| K89PE3LCVALUTB,        | Entire Unit  | 8.40                           | 10.00                             | 11.00                               | 13.00                               | 166.6                 |
| K89PE3LCVALACWTB,      | Inner Back   | 2.50                           | 3.00                              | 3.50                                | 4.30                                | 49.3                  |
| K89PE3LCVALACPTB,      | Outer Back   | 1.50                           | 2.00                              | 3.00                                | 4.30                                | 29.9                  |
| K89PE3LCVALACCTTB,     | Seat   | 2.90                           | 3.30                              | 4.50                                | 4.50                                | 57.6                  |
| K89PE3LCVALACSTB       | Arms   | 1.30                           | 1.50                              | 1.80                                | 2.50                                | 25.5                  |
|                        | Accent   | 1.10                           | 1.50                              | 2.30                                | 3.80                                | 22.1                  |
| K89PE3LILT, K89PE3LIRT | Entire Unit  | 7.00                           | 9.00                              | 11.00                               | 13.50                               | 139.5                 |
|                        | Inner Back   | 2.50                           | 3.00                              | 3.50                                | 4.30                                | 49.3                  |
|                        | Outer Back   | 1.50                           | 2.00                              | 3.00                                | 4.30                                | 29.9                  |
|                        | Seat   | 2.10                           | 3.30                              | 4.50                                | 4.50                                | 41.5                  |
|                        | Arm  | 1.20                           | 1.40                              | 1.50                                | 2.00                                | 12.2                  |
|                        | Accent   | 1.10                           | 1.50                              | 2.30                                | 3.80                                | 22.1                  |
| K89CP2LTB, K89CP2RTB   | Entire Unit  | 5.00                           | 7.00                              | 9.00                                | 10.00                               | 99.1                  |
|                        | Inner Back   | 2.00                           | 3.00                              | 3.50                                | 4.30                                | 40.4                  |
|                        | Outer Back   | 1.50                           | 2.00                              | 3.00                                | 4.30                                | 29.3                  |
|                        | Seat   | 1.90                           | 2.50                              | 2.80                                | 2.80                                | 38.2                  |
|                        | Accent   | 0.70                           | 1.30                              | 1.80                                | 2.80                                | 14.4                  |
| K89CP3LTB, K89CP3RTB   | Entire Unit  | 8.20                           | 10.50                             | 12.50                               | 14.50                               | 163.3                 |
|                        | Inner Back   | 3.00                           | 4.30                              | 4.80                                | 5.80                                | 59.8                  |
|                        | Outer Back   | 2.20                           | 2.80                              | 3.00                                | 5.80                                | 43.2                  |
|                        | Seat   | 2.60                           | 3.30                              | 4.00                                | 4.00                                | 52                    |
|                        | Accent   | 0.70                           | 1.80                              | 2.30                                | 3.80                                | 14.4                  |
| K89BE1                 | Entire Unit  | 2.00                           | 2.40                              | 3.00                                | 4.50                                | 40.4                  |
|                        | Seat   | 1.30                           | 1.50                              | 2.30                                | 2.30                                | 24.9                  |
|                        | Accent   | 0.90                           | 1.20                              | 1.80                                | 2.80                                | 17.7                  |
| K89BE2                 | Entire Unit  | 3.60                           | 4.00                              | 5.00                                | 7.00                                | 70.8                  |
|                        | Seat   | 2.40                           | 2.70                              | 3.80                                | 4.00                                | 47                    |
|                        | Accent   | 1.40                           | 1.60                              | 2.30                                | 4.00                                | 27.1                  |
| K89BE3                 | Entire Unit  | 5.10                           | 5.80                              | 6.80                                | 9.50                                | 101.3                 |
|                        | Seat   | 3.50                           | 3.80                              | 5.00                                | 5.30                                | 69.7                  |
|                        | Accent   | 1.70                           | 2.00                              | 3.00                                | 5.00                                | 33.8                  |