

---

# Grin

Product Specifications	312
Fabrics and Options	313
Contrasting Fabrics Specifications	314
Product Pages	315
COM Yardage Requirements	319

## GRIN PRODUCT SPECIFICATIONS

### SEAT AND BACK CONSTRUCTION

- Lounge - 1¼" of high grade polyurethane foam covers ½" molded plywood shell
- Guest and Stools - ¾" of high grade polyurethane foam covers ½" molded plywood shell

### CONTROL MECHANISM—LOUNGE

- Polished aluminum control mechanism and cylinder
- Static model features 360° swivel with auto-return
- Mobile model features 360° swivel

### BASE, CASTERS AND GLIDES

#### 4-Prong High Profile Polished Aluminum Base

- Silver polyethylene glides are standard
- Felt pad glides are available for an additional upcharge

#### 4-Prong Low Profile Polished Aluminum Base

- Silver polyethylene glides are standard
- Felt pad glides are available for an additional upcharge

#### 4-Prong Low Profile Mobile Polished Aluminum Base

- Black, hard double wheel casters, which work on multiple surfaces, are standard
- Soft casters are available for an additional upcharge

#### 4-Prong High Profile Wood Base

- Maple
- Non-marring nylon glides are standard and work on all floors

#### Sled Base—Lounge

- 2½" welded, tubular steel in matte black or polished
- Black polyethylene glides are standard and work on all floors

#### Sled Base—Guest and Stools

- ½" formed and welded, steel rod in matte black or polished
- Clear polyethylene glides are standard
- Felt glide option available for an upcharge

#### 4-Leg Wood Frame

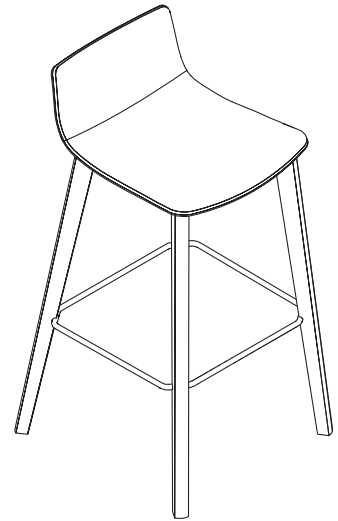
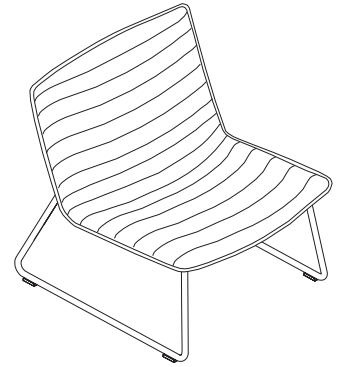
- Maple
- ½" tubular steel footrest in matte black or polished
- Non-marring nylon glides are standard and work on all floors

### UPHOLSTERY DETAIL

- Contrasting fabric available on all models
- Stitch options are available
- Due to stitch detail and dimensional design of the back and seat, horizontal stripes and large patterns are not recommended, as they will appear distorted or wavy across the front back and seat
- Due to the inherent characteristics of upholstery materials, loose comfort wrinkles may be present or appear over time

### FINISH

- Features a catalyzed top coat that resists denting, peeling, and reactions to chemicals
- Can be cleaned with a damp cloth
- When specifying Brighton, Natural, and Sonoma finish, variation in color is acceptable due to the nature of wood characteristics



**SURFACE MATERIALS**

See the Kimball Hospitality Surface Materials Reference Guide at [kimballhospitality.com](http://kimballhospitality.com) for a complete overview of our materials program, including:

- Characteristics of wood
- Special wood finishes
- Customer-specified laminate (CSL)
- Customer-specified paint (CSP)
- Fabric application and colorways
- Customer's own material (COM) process overview
- Alliance program

**ALLIANCE FABRIC PROGRAM**

Kimball Hospitality has analyzed each model to most accurately reflect the COM/COL yardage requirements shown on page 319.

The yardage requirement for each model is based on 54" W fabric and cutting the fabric up the roll.

If repeat is larger than 18", contact Customer Service to confirm the correct amount of yardage required. When ordering 10 or more chairs in the same COM, yardage requirements may be reduced.

Contact Customer Service.

**PRICE GRADES A-R**

See Surface Materials at [www.kimballhospitality.com](http://www.kimballhospitality.com) for a wide variety of graded-in fabrics from Arc-Com, Carnegie, CF Stinson, Designtex, Maharam, Mayer, Momentum, and Ultrafabrics.

**FABRIC SAMPLES**

If you need samples for presentation(s), contact our alliance partners directly at:

Arc-Com	800.223.5466	<a href="http://arc-com.com">arc-com.com</a>
Carnegie	800.727.6770	<a href="http://carnegiefabrics.com">carnegiefabrics.com</a>
CF Stinson	800.841.6279	<a href="http://cfstinson.com">cfstinson.com</a>
Designtex	800.221.1540	<a href="http://designtex.com">designtex.com</a>
Maharam	800.645.3943	<a href="http://maharam.com">maharam.com</a>
Mayer	800.428.4415	<a href="http://mayerfabrics.com">mayerfabrics.com</a>
Momentum	800.366.6839	<a href="http://memosamples.com">memosamples.com</a>
Ultrafabrics	877.309.6648	<a href="http://ultrafabricsllc.com">ultrafabricsllc.com</a>

**LOUNGE CASTERS**

**4-PRONG MOBILE LOW PROFILE BASE**

- C3 Hard (standard)
- C4 Soft (add \$33 list)

**LOUNGE & OTTOMAN GLIDES**

**4-PRONG HIGH PROFILE POLISHED ALUMINUM BASE**

- STD Hard (standard)
- C58 Soft (add \$37 list)

**GUEST & STOOL GLIDES**

**WOOD BASE**

- STD Hard (standard)

**SLED BASE**

- STD Hard (standard)
- C73 Soft (add \$22 list)

**SLED BASE FRAME COLORS**

- BK Black
- 497 Polished

**FINISHES**

AC	Autumn	NM	Natural
AD	Almond	PB	Portobello
BZ	Brazilwood	PC	Porcini
CI	Chai	PT	Portico
CL	Caramel	SK	Skyline
CW	Cordovan	SM	Sonoma
DW	Judicial	TF	Truffle
HN	Honey	WL	Willow
IM	Brighton	405	Designer White
KN	Kona	462	Cinder
MC	Amber	792	Sable
MH	Mocha	793	Acorn*

\*Acorn is the finish complement to Clear Walnut finish

**WOOD LEG FOOT REST COLORS**

- BK Black
- 497 Polished

**STITCH OPTION**

**NO STITCH**

**LOUNGE**



**HRZ\_150 (1½" WIDTH)**



**HRZ1\_250 (2½" WIDTH)**



**HRZ1\_600 (6" WIDTH)**



**GUEST**



**STOOL**



## TO ORDER CONTRASTING FABRIC, SPECIFY

### GRIN

#### Lounge Sled Base page 315

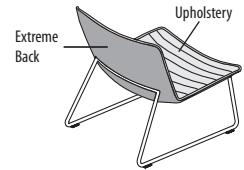
#### Lounge 4-Prong Low Profile Polished Aluminum Base with Auto Return page 315

#### Lounge 4-Prong Low Profile Mobile Base page 316

#### Lounge 4-Prong High Profile Polished Aluminum Base with Auto Return page 316

#### Lounge 4-Prong High Profile Wood Base with Auto Return page 316

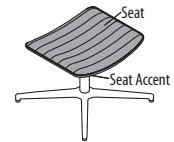
1. Model Number plus "X"
2. Front Back/Welt Cord Fabric Grade Number/Cover Number
3. Extreme Back Fabric Grade Number/Cover Number
4. Stitch Option (when applicable)
5. Finish (when applicable)
6. Glides or Casters (when applicable)



Contrasting Fabric Back View

#### Ottoman page 317

1. Model Number plus "X"
2. Seat Fabric Grade Number/Cover Number
3. Seat Accent Fabric Grade Number/Cover Number
4. Stitch Option
5. Paint (when applicable)
6. Finish (when applicable)
7. Glides (when applicable)



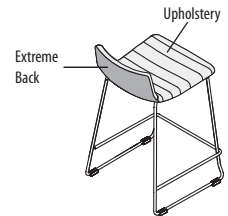
Contrasting Upholstery

#### Guest page 317

#### Counter page 318

#### Bar page 318

1. Model Number plus "X"
2. Front Back Fabric Grade Number/Cover Number
3. Extreme Back Fabric Grade Number/Cover Number
4. Stitch Option (when applicable)
5. Paint (when applicable)
6. Finish (when applicable)
7. Glides (when applicable)




Counter Contrasting  
Metal Base 2½" Stitch

**TO ORDER, SPECIFY:**

1. Model Number
2. Fabric Grade / Cover Number
3. Stitch Option (when applicable)
4. Finish (when applicable)
5. Casters/Glides (when applicable)

- See page 313 for Grin options
- See page 319 for COM fabric yardage

**LOUNGE  
SLED BASE**



**MODEL  
NO.**

**ALLIANCE PROGRAM PRICE GRADES**

		A	B	C	D	E	F	G	H	I
		J	K	L	M	N	O	P	Q	R
N49GMD1	\$	1750	1822	1880	1939	2005	2075	2133	2205	2278
		2350	2463	2691	2832	2907	2982	3054	3129	3200
N49GMND1	No Stitch	1710	1780	1834	1891	1954	2021	2076	2145	2214
		2284	2391	2609	2744	2815	2886	2956	3027	3094

**DIMENSIONS**

Width	27	Seat Height	13¾	Back Height	19¾	Weight	35
Depth	31	Seat Depth	20½	Back Width	27	Cubic Ft.	22.9
Height	30	Seat Width	27				

- Contrasting fabric option - specify X (i.e. N49GMD1X); see page 314. For list pricing, use your electronic specification tool or contact customer service
- The front back and welt cord will be the same fabric when the contrasting option is selected
- Due to stitch detail and dimensional design of the back and seat, horizontal stripes and large patterns are not recommended, as they will appear distorted or wavy across the back and seat
- Due to the inherent characteristics of certain upholstery materials, loose comfort wrinkles may be present or appear over time, especially with non-stretch vinyls and upholsteries
- Sled base model seat height is 1¾" -2" lower than the swivel base model

**LOUNGE  
4-PRONG  
LOW PROFILE  
POLISHED ALUMINUM  
BASE WITH AUTO RETURN**



Static

		A	B	C	D	E	F	G	H	I
		J	K	L	M	N	O	P	Q	R
N49GMS1	\$	1750	1822	1880	1939	2005	2075	2133	2205	2278
		2350	2463	2691	2832	2907	2982	3054	3129	3200
N49GMNS1	No Stitch	1710	1780	1834	1891	1954	2021	2076	2145	2214
		2284	2391	2609	2744	2815	2886	2956	3027	3094

**DIMENSIONS**

Width	27	Seat Height	15½	Back Height	19¾	Weight	34
Depth	28	Seat Depth	20½	Back Width	27	Cubic Ft.	22.9
Height	31¾	Seat Width	27				

- Contrasting fabric option - specify X (i.e., N49GMS1X); see page 314. For list pricing, use your electronic specification tool or contact customer service
- The front back and welt cord will be the same fabric when the contrasting option is selected
- Due to stitch detail and dimensional design of the back and seat, horizontal stripes and large patterns are not recommended, as they will appear distorted or wavy across the back and seat
- Due to the inherent characteristics of certain upholstery materials, loose comfort wrinkles may be present or appear over time, especially with non-stretch vinyls and upholsteries
- Swivel base model seat height is 1¾" -2" higher than the sled base model

**TO ORDER, SPECIFY:**

1. Model Number
2. Fabric Grade / Cover Number
3. Stitch Option (when applicable)
4. Finish (when applicable)
5. Casters/Glides (when applicable)

- See page 313 for Grin options
- See page 319 for COM fabric yardage

**LOUNGE  
4-PRONG  
LOW PROFILE  
MOBILE BASE**



Mobile

**MODEL  
NO.**

**ALLIANCE PROGRAM PRICE GRADES**

			A	B	C	D	E	F	G	H	I
			J	K	L	M	N	O	P	Q	R
N49GMSC1	Mobile	\$	1750	1822	1880	1939	2005	2075	2133	2205	2278
			2350	2463	2691	2832	2907	2982	3054	3129	3200
N49GMNSC1	No Stitch		1710	1780	1834	1891	1954	2021	2076	2145	2214
			2284	2391	2609	2744	2815	2886	2956	3027	3094

**DIMENSIONS**

Width	28	Seat Height	15	Back Height	20½	Weight	34
Depth	28½	Seat Depth	20½	Back Width	28	Cubic Ft.	22.9
Height	30¼	Seat Width	28				

- Contrasting fabric option - specify X (i.e. N49GMSC1X); see page 314. For list pricing, use your electronic specification tool or contact customer service
- The front back will be the same fabric when the contrasting option is selected
- Due to stitch detail and dimensional design of the back and seat, horizontal stripes and large patterns are not recommended, as they will appear distorted or wavy across the back and seat
- Due to the inherent characteristics of upholstery materials, loose comfort wrinkles may be present or appear over time

**LOUNGE  
4-PRONG  
HIGH PROFILE  
POLISHED ALUMINUM  
BASE WITH AUTO RETURN**



Polished Aluminum Base  
Static

			A	B	C	D	E	F	G	H	I
			J	K	L	M	N	O	P	Q	R
N49GMS1H	Polished Aluminum Base	\$	1750	1822	1880	1939	2005	2075	2133	2205	2278
			2350	2463	2691	2832	2907	2982	3054	3129	3200
N49GMNS1H	No Stitch		1710	1780	1834	1891	1954	2021	2076	2145	2214
			2284	2391	2609	2744	2815	2886	2956	3027	3094

**DIMENSIONS**

Width	28	Seat Height	16¼	Back Height	20¼	Weight	34
Depth	28½	Seat Depth	20½	Back Width	28	Cubic Ft.	22.9
Height	31½	Seat Width	28				

- Contrasting fabric option - specify X (i.e. N49GMS1HX); see page 314. For list pricing, use your electronic specification tool or contact customer service
- The front back will be the same fabric when the contrasting option is selected
- Due to stitch detail and dimensional design of the back and seat, horizontal stripes and large patterns are not recommended, as they will appear distorted or wavy across the back and seat
- Due to the inherent characteristics of upholstery materials, loose comfort wrinkles may be present or appear over time

**LOUNGE  
4-PRONG  
HIGH PROFILE  
WOOD BASE WITH  
AUTO RETURN**



Wood Base  
Static

			A	B	C	D	E	F	G	H	I
			J	K	L	M	N	O	P	Q	R
N49GMS1W	Wood Base	\$	2089	2161	2219	2278	2344	2414	2472	2544	2617
			2689	2802	3030	3171	3246	3321	3393	3468	3539
N49GMNS1W	No Stitch		2050	2120	2174	2231	2294	2361	2416	2485	2554
			2624	2731	2949	3084	3155	3226	3296	3367	3434

**DIMENSIONS**

Width	28	Seat Height	16¼	Back Height	20¼	Weight	34
Depth	28½	Seat Depth	20½	Back Width	28	Cubic Ft.	22.9
Height	32¼	Seat Width	28				

- Contrasting fabric option - specify X (i.e. N49GMS1WX); see page 314. For list pricing, use your electronic specification tool or contact customer service
- The front back will be the same fabric when the contrasting option is selected
- Due to stitch detail and dimensional design of the back and seat, horizontal stripes and large patterns are not recommended, as they will appear distorted or wavy across the back and seat
- Due to the inherent characteristics of upholstery materials, loose comfort wrinkles may be present or appear over time

**TO ORDER, SPECIFY:**

1. Model Number
2. Fabric Grade / Cover Number
3. Stitch Option (when applicable)
4. Paint (when applicable)
5. Finish (when applicable)
6. Glides (when applicable)

- See page 313 for Grin options
- See page 319 for COM fabric yardage

**OTTOMAN**



Sled Base  
Shown with 2½" Stitching



Swivel Base  
Shown with 2½" Stitching

**MODEL NO.**

**ALLIANCE PROGRAM PRICE GRADES**

		A	B	C	D	E	F	G	H	I
		J	K	L	M	N	O	P	Q	R
N49D1DM	Sled Base	\$ 1163	1209	1245	1283	1325	1370	1406	1452	1499
		1545	1616	1762	1851	1899	1947	1993	2040	2085
N49DN1DM	Sled Base, No Stitch	1104	1133	1157	1181	1208	1237	1260	1290	1320
		1349	1395	1489	1546	1577	1608	1637	1668	1697
N49D14LM	4-Prong Swivel Base	1163	1209	1245	1283	1325	1370	1406	1452	1499
		1545	1616	1762	1851	1899	1947	1993	2040	2085
N49DN14LM	4-Prong Swivel Base, No Stitch	1104	1133	1157	1181	1208	1237	1260	1290	1320
		1349	1395	1489	1546	1577	1608	1637	1668	1697

**DIMENSIONS**

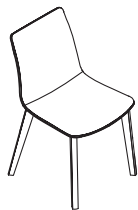
Width	21¼		Sled Base Weight	19.5
Depth	18½		Swivel Base Weight	19.7
Height	15½		Cubic Ft	8.2

- Contrasting fabric option – specify X (i.e., N49D1DMX); see page 314. For list pricing, use your electronic specification tool or contact customer service
- The seat and welt cord will be the same fabric when the contrasting option is selected
- Due to stitch detail and dimensional design of the seat, horizontal stripes and large patterns are not recommended, as they will appear distorted or wavy across the back and seat
- Due to the inherent characteristics of certain upholstery materials, loose comfort wrinkles may be present or appear over time, especially with non-stretch vinyls and upholsteries

**GUEST**



Sled



Wood Leg

		A	B	C	D	E	F	G	H	I
		J	K	L	M	N	O	P	Q	R
N49GUM	Metal	\$ 1017	1063	1099	1137	1179	1224	1260	1306	1353
		1399	1470	1616	1705	1753	1801	1847	1894	1939
N49GUNM	Metal, No Stitch	968	1005	1033	1063	1096	1131	1160	1196	1232
		1269	1325	1439	1510	1547	1584	1621	1658	1693
N49GUW	Wood	1186	1232	1268	1306	1348	1393	1429	1475	1522
		1568	1639	1785	1874	1922	1970	2016	2063	2108
N49GUNW	Wood, No Stitch	1137	1174	1202	1232	1265	1300	1329	1365	1401
		1438	1494	1608	1679	1716	1753	1790	1827	1862

**DIMENSIONS**

Width	19¼	Seat Height	18¼	Back Height	17	Weight (M)	25
Depth	22½	Seat Depth	17	Back Width	16¼	Weight (W)	24
Height	32¼	Seat Width	18¼			Cubic Ft	11.5

- Contrasting fabric option - specify X (i.e. N49GUMX); see page 314. For list pricing, use your electronic specification tool or contact customer service
- Available with 1½" and 2½" stitch options, unless No Stitch model is specified

# GRIN

## TO ORDER, SPECIFY:

1. Model Number
2. Fabric Grade / Cover Number
3. Stitch Option (when applicable)
4. Paint (when applicable)
5. Finish (when applicable)
6. Glides (when applicable)

- See page 313 for Grin options
- See page 319 for COM fabric yardage

### COUNTER



Sled



Wood Leg

### MODEL NO.

### ALLIANCE PROGRAM PRICE GRADES

			A	B	C	D	E	F	G	H	I
			J	K	L	M	N	O	P	Q	R
N49CUM	Metal	\$	1055	1084	1108	1132	1159	1188	1211	1241	1271
			1300	1346	1440	1497	1528	1559	1588	1619	1648
N49CUNM	Metal, No Stitch		1011	1034	1052	1071	1092	1114	1133	1156	1179
			1202	1238	1310	1355	1379	1403	1426	1450	1472
N49CUW	Wood		1290	1319	1343	1367	1394	1423	1446	1476	1506
			1535	1581	1675	1732	1763	1794	1823	1854	1883
N49CUNW	Wood, No Stitch		1246	1269	1287	1306	1327	1349	1368	1391	1414
			1437	1473	1545	1590	1614	1638	1661	1685	1707

### DIMENSIONS

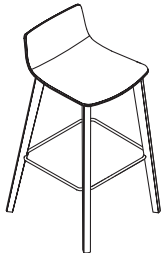
Width	18½	Seat Height	23¾	Back Height	7¼	Weight (M)	26
Depth	18¾	Seat Depth	15¾	Back Width	14¾	Weight (W)	24
Height	30¾	Seat Width	18¾			Cubic Ft	11.5

- Contrasting fabric option - specify X (i.e. N49CUMX); see page 314. For list pricing, use your electronic specification tool or contact customer service
- Available with 1½" and 2½" stitch options, unless No Stitch model is specified

### BAR



Sled



Wood Leg

			A	B	C	D	E	F	G	H	I
			J	K	L	M	N	O	P	Q	R
N49BUM	Metal	\$	1087	1116	1140	1164	1191	1220	1243	1273	1303
			1332	1378	1472	1529	1560	1591	1620	1651	1680
N49BUNM	Metal, No Stitch		1044	1067	1085	1104	1125	1147	1166	1189	1212
			1235	1271	1343	1388	1412	1436	1459	1483	1505
N49BUW	Wood		1323	1352	1376	1400	1427	1456	1479	1509	1539
			1568	1614	1708	1765	1796	1827	1856	1887	1916
N49BUNW	Wood, No Stitch		1279	1302	1320	1339	1360	1382	1401	1424	1447
			1470	1506	1578	1623	1647	1671	1694	1718	1740

### DIMENSIONS

Width	19¾	Seat Height	30½	Back Height	7¼	Weight (M)	29
Depth	18¾	Seat Depth	15¾	Back Width	14¾	Weight (W)	26
Height	36½	Seat Width	15¾			Cubic Ft	12.6

- Contrasting fabric option - specify X (i.e. N49BUMX); see page 314. For list pricing, use your electronic specification tool or contact customer service
- Available with 1½" and 2½" stitch options, unless No Stitch model is specified



## COM YARDAGE REQUIREMENTS

### COM YARDAGE REQUIREMENTS (54" WIDTH – CUT UP THE ROLL)

MODEL	RAILROADED Contact customer service 800-634-9510 for ydg requirements	NON DIRECTIONAL OR SOLID	1"-4" REPEAT	5"-11" REPEAT	12"-18" REPEAT	COL SQUARE FEET
			4" VERTICAL X 4" HORIZONTAL	11" VERTICAL X 11" HORIZONTAL	18" VERTICAL X 18" HORIZONTAL	
N49D14LM, N49D1DM	Complete	1.40	1.50	2.30	3.70	26.6
N49D14LMP, N49D1DMP	Upholstery	1.30	1.40	2.30	3.70	24.4
N49D14LMX, N49D1DMX	Seat	1.00	1.20	1.50	1.60	20
	Seat Accent	0.50	0.70	1.40	2.70	7.2
N49GMD1, N49GMS1, N49GMSC1, N49GMS1H, N49GMS1W		2.20	2.40	3.80	4.10	44
N49GMD1X, N49GMS1X, N49GMSC1X, N49GMS1HX, N49GMS1WX	Upholstery	1.40	1.60	2.20	2.60	28
	Extreme	1.00	1.20	1.90	2.20	20
N49GMD1P, N49GMS1P, N49GMSC1P, N49GMS1HP, N49GMS1WP	Upholstery	2.20	2.40	3.10	3.40	44
N49GUW, N49GUM	Complete	1.30	1.50	2.50	3.50	26.6
N49GUWX, N49GUMX	Upholstery	0.80	1.00	1.80	2.50	14.9
	Extreme back (include part under the seat)	0.80	1.00	1.30	2.00	14.9
N49BUW, N49BUM N49CUW, N49CUM	Complete	0.90	1.30	2.00	2.50	17.2
N49BUWX, N49BUMX, N49CUWX, N49CUMX	Upholstery	0.80	1.00	1.40	1.80	14.9
	Extreme back (include part under the seat)	0.60	0.80	1.00	1.80	12.2
N49GUNW, N49GUNM	Complete	1.10	1.40	2.00	2.70	22.1
N49GUNWX, N49GUNMX	Upholstery	0.70	0.80	1.00	1.80	13.8
	Extreme back (include part under the seat)	0.80	1.00	1.20	1.80	14.9
N49BUNW, N49BUNM, N49CUNW, N49CUNM	Complete	0.70	1.00	1.50	2.30	13.8
N49BUNWX, N49BUNMX, N49CUNWX, N49CUNMX	Upholstery	0.60	0.80	1.00	1.80	11.1
	Extreme back (include part under the seat)	0.60	0.80	1.00	1.80	12.2
N49GMND1, N49GMNS1H, N49GMNS1W, N49GMNS1, N49GMNSC1	Complete	2.10	2.50	3.50	4.00	42.6
N49GMND1X, N49GMNS1HX, N49GMNS1WX, N49GMNS1X, N49GMNSC1X	Upholstery	1.30	1.50	2.00	2.50	24.9
	Extreme back (include part under the seat)	1.00	1.30	2.00	2.80	19.9
N49DN1DM, N49DN14LM	Complete	0.80	1.00	2.30	3.20	16.6
N49DN1DMX, N49DN14LMX	Seat	0.70	0.80	1.00	1.30	14.4
	Seat Accent	0.50	0.60	1.70	2.70	10

GRIN

