
Eloquence

GUEST, BARIATRIC

Product Specifications	154
Fabrics and Options	155
Contrasting Fabrics Specifications	156
Product Pages	157

LOUNGE, FREESTANDING TABLES

Product Specifications	158
Fabrics and Options	159
Contrasting Fabrics Specifications	160
Product Pages	161

COM YARDAGE REQUIREMENTS	163
---------------------------------	-----

ELOQUENCE

ELOQUENCE PRODUCT SPECIFICATIONS—GUEST, BARIATRIC

FRAME CONSTRUCTION

- Constructed of beech with mortise and tenon joints on top rail and doweled joints on front and back rails
- Each joint is securely glued for maximum joint stability
- Features back legs cut from steam bent beech wood
- Non-marring nylon glides

ARMS

- Available with black protective polyurethane arm caps for added durability

SEAT CONSTRUCTION (N85SA, N85SB, N85SC, N85SAA, N85SAAA, N85SACA)

- 2" of high grade polyurethane foam covers a plywood panel with high tension strip webbing for comfort
- Corner blocks are screwed and glued in all 4 corners of the seat

SEAT CONSTRUCTION (N85SE)

- 2" of high grade polyurethane foam covers a solid seat panel
- Corner blocks are screwed and glued in all 4 corners of the seat

BACK CONSTRUCTION (ALL MODELS)

- $\frac{3}{4}$ " of high grade polyurethane foam covers the front of a contoured panel for support and comfort
- The outer (extreme) back features $\frac{1}{4}$ " of high grade polyurethane foam

CONTRASTING FABRICS


- Guest seating available with contrasting fabric

FINISH

- Features a catalyzed top coat that resists denting, peeling and reactions to chemicals
- Can be cleaned with a damp cloth
- When specifying Brighton, Natural, and Sonoma finish, variation in color is acceptable due to the nature of wood characteristics

WOOD SPECIES

- Beech



SURFACE MATERIALS

See the Kimball Hospitality Surface Materials Reference Guide at kimballhospitality.com for a complete overview of our materials program, including:

- Characteristics of wood
- Special wood finishes
- Customer-specified laminate (CSL)
- Customer-specified paint (CSP)
- Fabric application and colorways
- Customer's own material (COM) process overview
- Alliance program

ALLIANCE FABRIC PROGRAM

Kimball Hospitality has analyzed each model to most accurately reflect the COM/COL yardage requirements shown on page 163.

The yardage requirement for each model is based on 54" W fabric and cutting the fabric up the roll.

If repeat is larger than 18", contact Customer Service to confirm the correct amount of yardage required. When ordering 10 or more chairs in the same COM, yardage requirements may be reduced.

Contact Customer Service.

PRICE GRADES A-R

See Surface Materials at www.kimballhospitality.com for a wide variety of graded-in fabrics from Arc-Com, CF Stinson, Designtex, Maharam, Momentum, and Ultrafabrics.

FABRIC SAMPLES

If you need samples for presentation(s), contact our alliance partners directly at:

Arc-Com	800.223.5466	arc-com.com
Designtex	800.221.1540	designtex.com
CF Stinson	800.841.6279	cfstinson.com
Maharam	800.645.3943	maharam.com
Momentum	800.366.6839	memosamples.com
Ultrafabrics	877.309.6648	ultrafabricsllc.com

FINISHES

AC	Autumn	NM	Natural
AD	Almond	PB	Portobello
BZ	Brazilwood	PC	Porcini
CI	Chai	PT	Portico
CL	Caramel	SK	Skyline
CW	Cordovan	SM	Sonoma
DW	Judicial	TF	Truffle
HN	Honey	WL	Willow
IM	Brighton	405	Designer White
KN	Kona	462	Cinder
MC	Amber	792	Sable
MH	Mocha	793	Acorn*

*Acorn is the finish complement to Clear Walnut finish

LAMINATES

TABLES ONLY

AC2	Autumn 2	NM	Natural
AD	Almond	PB	Portobello
BZ	Brazilwood	PC	Porcini
CI	Chai	PT	Portico
CL	Caramel	SK	Skyline
CW	Cordovan	SM	Sonoma
DW	Judicial	TF	Truffle
HN2	Honey 2	WL	Willow
IM	Brighton	405	Designer White
KN	Kona	462	Cinder
MC	Amber	792	Sable
MH	Mocha	793	Acorn*

*Acorn is the finish and laminate complement to Clear Walnut finish

POLYURETHANE ARM CAPS

GUEST HALF UPHOLSTERED BACK




GUEST FULLY UPHOLSTERED BACK



GUEST WOOD BACK

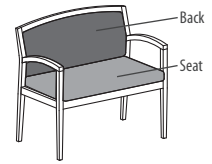


GUEST BARIATRIC FULLY UPHOLSTERED BACK



TO ORDER CONTRASTING FABRIC, SPECIFY**ELOQUENCE****Guest Half Upholstered Back page 157****Guest Fully Upholstered Back page 157****Guest Bariatric Fully Upholstered Back page 157**

1. Model Number plus "X"
2. Back Fabric Grade Number/Cover Number
3. Seat Fabric Grade Number/Cover Number
4. Finish Color



Contrasting Fabric

TO ORDER, SPECIFY:

1. Model Number
2. Fabric Grade Number
3. Cover Number
4. Finish Designator

- See page 155 for Eloquence options
- See page 163 for COM fabric yardage

GUEST HALF UPHOLSTERED BACK



MODEL NO.

ALLIANCE PROGRAM PRICE GRADES

			ALLIANCE PROGRAM PRICE GRADES									
			A	B	C	D	E	F	G	H	I	
			J	K	L	M	N	O	P	Q	R	
N85SA	\$		1095	1118	1135	1155	1175	1198	1215	1239	1262	
			1284	1320	1392	1437	1460	1484	1507	1531	1553	
N85SAT		Black Polyurethane Arm Caps	1200	1223	1240	1260	1280	1303	1320	1344	1367	
			1389	1425	1497	1542	1565	1589	1612	1636	1658	

DIMENSIONS

Width	22 ¹ / ₁₆	Seat Height	19 ¹ / ₂	Arm Height	27%	Weight	18
Depth	22 ¹ / ₂	Seat Depth	18	Back Height	14 ³ / ₂	Cubic Ft.	15.5
Height	34 ¹ / ₄	Seat Width	20 ¹ / ₄	Back Width	20 ¹ / ₄		

• Contrasting fabric option – specify X (i.e., N85SAX); see page 156. For list pricing, use your electronic specification tool or contact customer service

GUEST FULLY UPHOLSTERED BACK



			ALLIANCE PROGRAM PRICE GRADES									
			A	B	C	D	E	F	G	H	I	
			J	K	L	M	N	O	P	Q	R	
N85SB	\$		1171	1203	1227	1253	1282	1313	1337	1369	1401	
			1431	1481	1580	1642	1673	1706	1738	1770	1801	
N85SBT		Black Polyurethane Arm Caps	1274	1306	1330	1356	1385	1416	1440	1472	1504	
			1534	1584	1683	1745	1776	1809	1841	1873	1904	

DIMENSIONS

Width	22 ¹ / ₁₆	Seat Height	19 ¹ / ₂	Arm Height	27%	Weight	18
Depth	22 ¹ / ₂	Seat Depth	18	Back Height	14 ³ / ₂	Cubic Ft.	15.5
Height	34 ¹ / ₄	Seat Width	20 ¹ / ₄	Back Width	20 ¹ / ₄		

• Contrasting fabric option – specify X (i.e., N85SBX); see page 156. For list pricing, use your electronic specification tool or contact customer service

GUEST WOOD BACK




			ALLIANCE PROGRAM PRICE GRADES									
			A	B	C	D	E	F	G	H	I	
			J	K	L	M	N	O	P	Q	R	
N85SC	\$		1179	1202	1219	1239	1259	1282	1299	1323	1346	
			1368	1404	1476	1521	1544	1568	1591	1615	1637	
N85SCT		Black Polyurethane Arm Caps	1285	1308	1325	1345	1365	1388	1405	1429	1452	
			1474	1510	1582	1627	1650	1674	1697	1721	1743	

DIMENSIONS

Width	22 ¹ / ₁₆	Seat Height	19 ¹ / ₂	Arm Height	27%	Weight	18
Depth	22 ¹ / ₂	Seat Depth	18	Back Height	14 ³ / ₂	Cubic Ft.	15.5
Height	34 ¹ / ₄	Seat Width	20 ¹ / ₄	Back Width	20 ¹ / ₄		

GUEST BARIATRIC FULLY UPHOLSTERED BACK



			ALLIANCE PROGRAM PRICE GRADES									
			A	B	C	D	E	F	G	H	I	
			J	K	L	M	N	O	P	Q	R	
N85SE	\$		2078	2133	2175	2221	2270	2323	2365	2420	2475	
			2529	2614	2785	2892	2947	3004	3059	3114	3167	
N85SET		Black Polyurethane Arm Caps	2185	2240	2282	2328	2377	2430	2472	2527	2582	
			2636	2721	2892	2999	3054	3111	3166	3221	3274	

DIMENSIONS

Width	35 ¹ / ₄	Seat Height	19 ¹ / ₂	Arm Height	27%	Weight	33
Depth	22 ¹ / ₂	Seat Depth	18	Back Height	14 ³ / ₂	Cubic Ft.	24.5
Height	34 ¹ / ₄	Seat Width	33	Back Width	33		

• Meets 500 lb. weight load
 • Contrasting fabric option – specify X (i.e., N85SEX); see page 156. For list pricing, use your electronic specification tool or contact customer service

ELOQUENCE PRODUCT SPECIFICATIONS—LOUNGE, FREESTANDING TABLES

FRAME CONSTRUCTION

- Interior frame is constructed of plywood with tenon joints that are glued and screwed for maximum joint stability
- Exterior frame is constructed of beech with mortise and tenon joints
- Each joint is securely glued for maximum joint stability
- Non-marring nylon glides

SEAT CONSTRUCTION

- 4" of high grade polyurethane foam covers a plywood panel with high tension strip webbing for comfort

BACK CONSTRUCTION

- 2" of high grade polyurethane foam which is stretched over web sheet and attached to frame

ARM CONSTRUCTION

- ¾" of high grade polyurethane foam covers both the interior and exterior upholstery panel
- Available with black protective polyurethane arm caps for added durability

CONTRASTING FABRICS

- Available with contrasting fabric locations: back, seat, and arms/outer back

FINISH


- Features a catalyzed top coat that resists denting, peeling and reactions to chemicals
- Can be cleaned with a damp cloth
- When specifying Brighton, Natural, and Sonoma finish, variation in color is acceptable due to the nature of wood characteristics

WOOD SPECIES

- Beech

TABLES

- Veneer models feature ¾" grade A, slipmatched, European beech veneer tops with European beech façade rails and legs
- Laminate models feature ¾" particle board with laminate (HPL) top and European beech façade rails and legs



SURFACE MATERIALS

See the Kimball Hospitality Surface Materials Reference Guide at kimballhospitality.com for a complete overview of our materials program, including:

- Characteristics of wood
- Special wood finishes
- Customer-specified laminate (CSL)
- Customer-specified paint (CSP)
- Fabric application and colorways
- Customer's own material (COM) process overview
- Alliance program

ALLIANCE FABRIC PROGRAM

Kimball Hospitality has analyzed each model to most accurately reflect the COM/COL yardage requirements shown on page 163.

The yardage requirement for each model is based on 54" W fabric and cutting the fabric up the roll.

If repeat is larger than 18", contact Customer Service to confirm the correct amount of yardage required. When ordering 10 or more chairs in the same COM, yardage requirements may be reduced.

Contact Customer Service.

PRICE GRADES A-R

See Surface Materials at www.kimballhospitality.com for a wide variety of graded-in fabrics from Arc-Com, CF Stinson, Designtex, Maharam, Momentum, and Ultrafabrics.

FABRIC SAMPLES

If you need samples for presentation(s), contact our alliance partners directly at:

Arc-Com	800.223.5466	arc-com.com
Designtex	800.221.1540	designtex.com
CF Stinson	800.841.6279	cfstinson.com
Maharam	800.645.3943	maharam.com
Momentum	800.366.6839	memosamples.com
Ultrafabrics	877.309.6648	ultrafabricsllc.com

FINISHES

AC	Autumn	NM	Natural
AD	Almond	PB	Portobello
BZ	Brazilwood	PC	Porcini
CI	Chai	PT	Portico
CL	Caramel	SK	Skyline
CW	Cordovan	SM	Sonoma
DW	Judicial	TF	Truffle
HN	Honey	WL	Willow
IM	Brighton	405	Designer White
KN	Kona	462	Cinder
MC	Amber	792	Sable
MH	Mocha	793	Acorn*

LAMINATES

TABLES ONLY

AC2	Autumn 2	NM	Natural
AD	Almond	PB	Portobello
BZ	Brazilwood	PC	Porcini
CI	Chai	PT	Portico
CL	Caramel	SK	Skyline
CW	Cordovan	SM	Sonoma
DW	Judicial	TF	Truffle
HN2	Honey 2	WL	Willow
IM	Brighton	405	Designer White
KN	Kona	462	Cinder
MC	Amber	792	Sable
MH	Mocha	793	Acorn*


*Acorn is the finish and laminate complement to Clear Walnut finish

POLYURETHANE ARM CAPS


1 SEAT LOUNGE



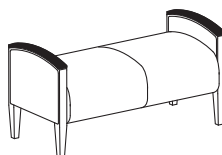
2 SEAT LOUNGE



3 SEAT LOUNGE



LOUNGE BENCH



TO ORDER CONTRASTING FABRIC, SPECIFY

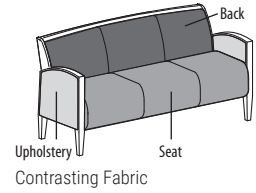
ELOQUENCE, LOUNGE

1 Seat Lounge page 161

2 Seat Lounge page 161

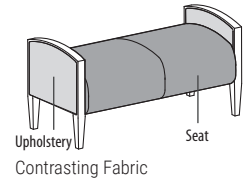
3 Seat Lounge page 161

1. Model Number plus "X"
2. Back Fabric Grade Number/Cover Number
3. Seat Fabric Grade Number/Cover Number
4. Upholstery (Arm) Fabric Grade Number/Cover Number
5. Finish Color



Lounge Bench page 161

1. Model Number plus "X"
2. Seat Fabric Grade Number/Cover Number
3. Upholstery (Arm) Fabric Grade Number/Cover Number
4. Finish Color



TO ORDER, SPECIFY:

1. Model Number
2. Fabric Grade Number
3. Cover Number
4. Finish Designator

- See page 159 for Eloquence options
- See page 163 for COM fabric yardage

1 SEAT LOUNGE



MODEL NO.

ALLIANCE PROGRAM PRICE GRADES


		ALLIANCE PROGRAM PRICE GRADES									
		A	B	C	D	E	F	G	H	I	
		J	K	L	M	N	O	P	Q	R	
N85LA		\$ 2628	2709	2770	2838	2910	2989	3050	3132	3213	
		3291	3417	3669	3826	3907	3991	4072	4154	4232	
N85LAT	Black Polyurethane Arm Caps	2770	2851	2912	2980	3052	3131	3192	3274	3355	
		3433	3559	3811	3968	4049	4133	4214	4296	4374	

DIMENSIONS

Width	27	Seat Height	19	Arm Height	27½	Weight	79
Depth	28¾	Seat Depth	19			Cubic Ft.	20.3
Height	34	Seat Width	22				

- Contrasting fabric option – specify X (i.e., N85LAX); see page 160. For list pricing, use your electronic specification tool or contact customer service

2 SEAT LOUNGE




		ALLIANCE PROGRAM PRICE GRADES									
		A	B	C	D	E	F	G	H	I	
		J	K	L	M	N	O	P	Q	R	
N85LB		\$ 3345	3462	3551	3648	3752	3865	3954	4071	4188	
		4301	4482	4845	5070	5187	5308	5425	5542	5655	
N85LBT	Black Polyurethane Arm Caps	3487	3604	3693	3790	3894	4007	4096	4213	4330	
		4443	4624	4987	5212	5329	5450	5567	5684	5797	

DIMENSIONS

Width	47¾	Seat Height	19	Arm Height	27½	Weight	105
Depth	28¾	Seat Depth	19			Cubic Ft.	34.7
Height	34	Seat Width	42½				

- Cushion is 1 piece with stitching
- Contrasting fabric option – specify X (i.e., N85LBX); see page 160. For list pricing, use your electronic specification tool or contact customer service

3 SEAT LOUNGE



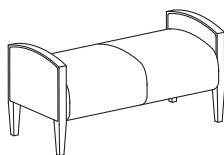
		ALLIANCE PROGRAM PRICE GRADES									
		A	B	C	D	E	F	G	H	I	
		J	K	L	M	N	O	P	Q	R	
N85LC		\$ 4136	4287	4402	4526	4662	4807	4922	5072	5223	
		5369	5603	6071	6362	6513	6669	6820	6970	7116	
N85LCT	Black Polyurethane Arm Caps	4280	4431	4546	4670	4806	4951	5066	5216	5367	
		5513	5747	6215	6506	6657	6813	6964	7114	7260	

DIMENSIONS

Width	68	Seat Height	19	Arm Height	27½	Weight	135
Depth	28¾	Seat Depth	19			Cubic Ft.	49.1
Height	34	Seat Width	62¾				

- Cushion is 1 piece with stitching
- Contrasting fabric option – specify X (i.e., N85LCX); see page 160. For list pricing, use your electronic specification tool or contact customer service

LOUNGE BENCH



		ALLIANCE PROGRAM PRICE GRADES									
		A	B	C	D	E	F	G	H	I	
		J	K	L	M	N	O	P	Q	R	
N85LD		\$ 2110	2182	2237	2297	2362	2432	2487	2560	2632	
		2702	2815	3040	3180	3252	3327	3400	3472	3542	
N85LDT	Black Polyurethane Arm Caps	2253	2325	2380	2440	2505	2575	2630	2703	2775	
		2845	2958	3183	3323	3395	3470	3543	3615	3685	

DIMENSIONS

Width	50¾	Seat Height	20¾	Arm Height	24¾	Weight	56
Depth	24¾	Seat Depth	24¾			Cubic Ft.	23.4
Height	24¾	Seat Width	45				

- Cushion is 1 piece with stitching
- Contrasting fabric option – specify X (i.e., N85LDX); see page 160. For list pricing, use your electronic specification tool or contact customer service

ELOQUENCE

TO ORDER, SPECIFY:

1. Model Number
2. Finish Designator

• See page 159 for Eloquence options

PERSONAL PULL-UP TABLE



MODEL NO. LIST PRICE

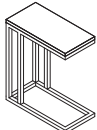
10N1622RTPUW	Wood	\$ 1162
10N1622RTPUL	Laminate	1162

DIMENSIONS

Width	22	Weight	32
Depth	13¾	Cubic Ft.	9.25
Height	28½		

- 50 lb. weight limit
- Specify metal finish (423) Concrete, (462) Cinder, (463) Iron, (501) Platinum Metallic, or (503) Satin Nickel Metallic
- Veneer species is maple
- Acorn is the laminate/wood complement to Clear Walnut finish

PERSONAL PULL-UP TABLE



White Marble

10N1120RTPU2SS	White Marble	\$ 819
10N1620RTPU2SB	Black Marble	819

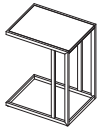
DIMENSIONS - WHITE MARBLE

Width	20	Weight	30
Depth	11	Cubic Ft.	5
Height	25		

DIMENSIONS - BLACK MARBLE

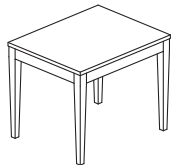
Width	20	Weight	30
Depth	16	Cubic Ft.	6.95
Height	25		

- 50 lb. weight limit
- White Marble model has a Platinum Metallic base; Black Marble model has a Cinder base
- 10N1620RTPU2SB top material is Porcelain with pattern Nero Marquina
- 10N1120RTPU2SS top material is Natural Marble species of Bianco Crown Marble
- Specify model number only



Black Marble

END TABLE



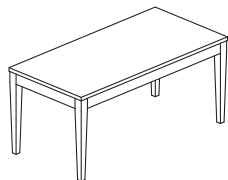
85N2024EN	Wood Top	\$ 998
85N2024ENLW	Laminate Top	998

DIMENSIONS

Width	21½	Weight	19
Depth	24⅞	Cubic Ft.	1.4
Height	20⅞		

- Some assembly required

MAGAZINE TABLE



85N2040MG	Wood Top	\$ 1147
85N2040MGLW	Laminate Top	1147

DIMENSIONS

Width	39⅞	Weight	26
Depth	19¾	Cubic Ft.	2.2
Height	18½		

- Some assembly required

COM YARDAGE REQUIREMENTS

COM YARDAGE REQUIREMENTS (54" WIDTH – CUT UP THE ROLL)

MODEL	RAILOADED Contact customer service 800-634-9510 for ydg requirements	NON DIRECTIONAL OR SOLID	1"-4" REPEAT	5"-11" REPEAT	12"-18" REPEAT	COL SQUARE FEET
			4" VERTICAL X 4" HORIZONTAL	11" VERTICAL X 11" HORIZONTAL	18" VERTICAL X 18" HORIZONTAL	
N85LA, N85LAT		2.80	4.90	5.80	7.00	56
N85LAX, N85LATX	Back	0.90	1.00	1.20	1.10	18
	Seat	1.10	1.20	1.80	2.30	22
	Outer Shell	1.90	3.10	3.90	5.00	38
N85LB, N85LBT		4.00	7.60	8.90	10.80	80
N85LBX, N85LBTX	Back	1.00	2.00	2.20	2.10	20
	Seat	1.30	2.20	2.80	3.30	26
	Outer Shell	2.10	3.80	4.80	6.00	42
N85LC, N85LCT		5.30	10.40	11.30	13.80	106
N85LCX, N85LCTX	Back	1.80	2.90	3.10	3.20	36
	Seat	1.90	3.50	3.10	4.80	38
	Outer Shell	2.70	4.60	5.70	7.00	54
N85LD, N85LDT		2.60	4.40	6.40	6.30	52
N85LDX, N85LDTX	Seat	1.70	3.40	4.00	4.30	34
	Outer Shell	1.10	1.30	2.60	2.40	22
N85SA, N85SAT		0.90	1.50	2.30	2.40	18
N85SAX, N85SATX	Back	0.50	0.70	1.30	1.40	10
	Seat	0.90	1.10	1.20	1.10	18
N85SB, N85SBT		1.20	1.60	2.60	3.00	24
N85SBX, N85SBTX	Back	0.60	0.80	1.40	2.00	12
	Seat	0.90	1.10	1.20	1.10	18
N85SC, N85SCT		0.80	1.00	1.10	1.00	17
N85SE, N85SET		2.00	2.20	2.60	3.00	40
N85SEX, N85SETX	Back	1.20	1.40	1.40	2.00	24
	Seat	0.90	1.10	1.20	1.10	18

