

---

# Tessera

Product Specifications	366
Product Options	367
Grommet Location Options for Conference Tops	370
Product Pages	374

**TESSERA PRODUCT SPECIFICATIONS**

**WORKSURFACE**

- Veneer surfaces are 1 $\frac{3}{8}$ " plain sliced slipmatched cherry (Amber, Autumn, Cordovan, Judicial, Mocha, Truffle) or maple veneer (Brighton, Caramel, Honey, Natural), quarter cut walnut veneer (Almond, Portobello, Sable), or quarter cut oak veneer (Sonoma). All veneer component surfaces feature a 3mm wood rim
- Laminate surfaces are 1 $\frac{3}{8}$ " HPL (high pressure laminate)
- Rims are available in 3mm softened profile
- Grain direction runs left-to-right unless otherwise noted
- CSL not available

**PEDESTAL RECESSED FAÇADE**

- Flat profile in veneer or laminate that matches the chassis material
- Recessed façade is 1 $\frac{3}{8}$ " thick on top of pedestal

**FINISH APPLICATION**

- All Veneer surfaces feature a semi-open pore matte finish

**CHASSIS CONSTRUCTION**

- All joints are securely fastened by screws, L-brackets, dowels, and concealed fasteners to ensure maximum strength
- Adjustable leveling glides are standard on all casegoods
- Laminate height adjustable desks without wire manager have horizontal grain on outer shroud

**CORD MANAGEMENT**

- Round grommets and racetrack grommets are optional on worksurfaces
- Undersurface wire managers are available for additional cable management requirements
- Cords can be routed out the bottom side of the pedestal
- Leather strap can hold wires and attach to a leg in Florence colors Almond Biscotti, Terra, Mezza Luna, and Struzzo
- Leather sleeve with zipper in 3 heights: standard, bar, counter for housing cords in Florence colors Almond Biscotti, Terra, Mezza Luna and Struzzo

**LEGS**

- Tapered wood legs
- Contrasting leg option available in Designer White (405), Cinder (462), Platinum Metallic (501), and Satin Nickel Metallic (503) paint
- Conference table will have apron rail match leg paint color

**BENCHES (STANDARD HEIGHT)**

- Available in wood and laminate wood grain finishes, solid laminate colors
- Legs and apron rail will match and can be specified different from the top
- Upholstered options available
- 72" recommended to be used with 84" length table (1 per side)
- 60" recommended to be used with 72" length table (1 per side)
- 54" recommended to be used with 120" length table (1 per side)
- 48" recommended to be used with 108" length table (2 per side)
- 42" recommended to be used with 96" length table (2 per side)

TESSERA

DIMENSION KEY	
D	Depth
W	Width
H	Height
A	Overhang: Approach Side
KW	Kneespace Width

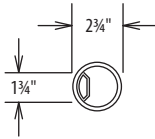
**GROMMET OPTIONS—WORKSURFACE**

If no grommet is desired, specify an X (No Grommet)

**Round Grommet,  
Nylon Plastic**

\$30 list for each grommet

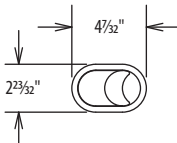
- G1L Left
- G1R Right
- G1LR Left & Right
- G1C Center
- G1A Left, Right & Center



**Racetrack Grommet,  
Satin Nickel Metallic**

\$35 list for each grommet

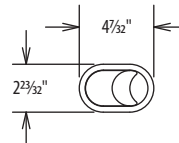
- G11SNL Left
- G11SNR Right
- G11SNLR Left & Right
- G11SNC Center
- G11SNA Left, Right & Center



**Racetrack Grommet,  
Platinum Metallic**

\$35 list for each grommet

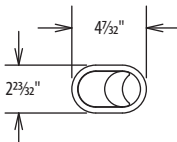
- G11PLL Left
- G11PLR Right
- G11PLLR Left & Right
- G11PLC Center
- G11PLA Left, Right & Center



**Racetrack Grommet,  
Cinder**

\$35 list for each grommet

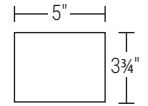
- G11MBL Left
- G11MBR Right
- G11MBLR Left & Right
- G11MBC Center
- G11MBA Left, Right & Center



**Cutout Option for 1 Touch Pivoting Power  
Grommet**

\$30 list upcharge per cutout location

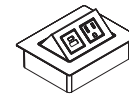
- CUT-G17L Left
- CUT-G17R Right
- CUT-G17LR Left & Right
- CUT-G17C Center
- CUT-G17A Left, Right & Center



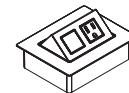
• Reference pages 309-312 for cutout locations of CUT-G17



**NACG17AELPGB, NACG17AELPGS, and  
NACG17AELPGW (Sold Separately)**



**NACG17BELPGB, NACG17BELPGS, and  
NACG17BELPGW (Sold Separately)**



**NACG17CELPGB, NACG17CELPGS, and  
NACG17CELPGW (Sold Separately)**

• Reference page 341 for pricing and details

# TESSERA - CONFIGURATION OPTIONS

## GROMMET OPTIONS – CONFERENCE

If no grommet is desired, specify an X (No Grommet)

### Round Grommet Option, Black

\$90 list upcharge per grommet location


- G10C Center
- G10E End
- G10LR Left, Right
- G10A All
- G10CE Center, End

- Reference pages 303-306 for grommet locations



**NACG10EL**  
(Sold Separately)

- NACG10EL electrical grommet is available as a substitute for G10 grommet, if desired
- Reference page 340 for pricing and details



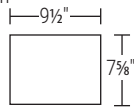
**NACG10AELPGB, NACG10AELPGW,  
NACG10AELPGG, NACG10BELPGB,  
NACG10BELPGW, and NACG10AELPGG**  
(Sold Separately)

- NACG10A and NACG10B power/USB grommet is available as a substitute for G10 grommet, if desired
- Reference Electrical Addendum for pricing and details

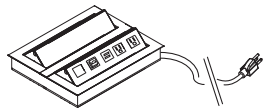
### Cutout Option for 1 Touch Double Pivoting Power Grommet

\$30 list upcharge per cutout location

- CUT-G15C Center
- CUT-G15E End
- CUT-G15LR Left, Right
- CUT-G15A All
- CUT-G15CE Center, End



- Reference page 371 for cutout locations of CUT-G15



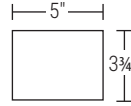
**NACG15AELPGS, NACG15AELPGB, and  
NACG15AELPGW**  
(Sold Separately)

- Reference page 340 for pricing and details

### Cutout Option for 1 Touch Pivoting Power Grommet

\$30 list upcharge per cutout location

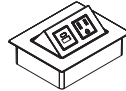
- CUT-G17C Center
- CUT-G17E End
- CUT-G17LR Left & Right
- CUT-G17A All
- CUT-G17CE Center, End



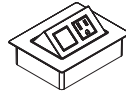
- Reference page 372 for cutout locations of CUT-G17



**NACG17AELPGB, NACG17AELPGS, and  
NACG17AELPGW** (Sold Separately)



**NACG17BELPGB, NACG17BELPGS, and  
NACG17BELPGW** (Sold Separately)



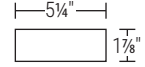
**NACG17CELPGB, NACG17CELPGS, and  
NACG17CELPGW** (Sold Separately)

- Reference page 341 for pricing and details

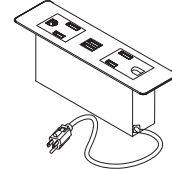
### Cutout Option for G23 Power Grommet

\$30 list upcharge per cutout location

- CUT-G23C Center
- CUT-G23E End
- CUT-G23LR Left, Right
- CUT-G23A All
- CUT-G23CE Center, End



- Reference page 373 for cutout locations of CUT-G23



**NACG23ELB** (Sold Separately)  
**NACG23ELS** (Sold Separately)

- Reference page 342 for pricing and details

**LEG FINISH/  
PAINT OPTIONS**

- AC Autumn
- AD Almond
- CL Caramel
- CW Cordovan
- DW Judicial
- HN Honey
- IM Brighton
- MC Amber
- MH Mocha
- NM Natural
- PB Portobello
- SM Sonoma
- TF Truffle
- 792 Sable
- 405 Designer White
- 423 Concrete
- 462 Cinder
- 463 Iron
- 501 Platinum Metallic
- 503 Satin Nickel Metallic

**ADJUSTABLE HEIGHT  
LEG PAINT**

- 462 Cinder
- 501 Platinum Metallic

**WOOD FINISHES**

- AC Autumn
- AD Almond
- CL Caramel
- CW Cordovan
- DW Judicial
- HN Honey
- IM Brighton
- MC Amber
- MH Mocha
- NM Natural
- PB Portobello
- SM Sonoma
- TF Truffle
- 792 Sable

**LAMINATES**

**WOODGRAIN LAMINATE\***

- AC2 Autumn 2
- AD Almond
- ADH Almond Horizontal
- BZ Brazilwood
- CI Chai
- CL Caramel
- CW Cordovan
- DW Judicial
- HN2 Honey 2
- IM Brighton
- KN Kona
- MC Amber
- MH Mocha
- NM Natural
- PB Portobello
- PBH Portobello Horizontal
- PC Porcini
- PT Portico
- PTH Portico Horizontal
- SK Skyline
- SKH Skyline Horizontal
- SM Sonoma
- SMH Sonoma Horizontal
- TF Truffle
- WL Willow
- 792 Sable
- 792H Sable Horizontal
- 793 Acorn

\*Not available on the accent sliding door of the laminate/wood models

**SOLID LAMINATE**

- 405 Designer White
  - 419 Wallaby
  - 425 Shadow
  - 440 Cloud
  - 457 Dapple
  - 461 Graphite
  - 462 Cinder
  - 478 Platinum Grey
  - 488 Frosty White
  - 491 Designer White Linear
  - 491H Designer White Linear Horizontal
  - 492 Cinder Linear
  - 492H Cinder Linear Horizontal
- CSL not available

**GALLERY LAMINATE**

- Grade 1 – 5% upcharge
  - G1001 Citadel
  - G1011 Pepperdust
  - Grade 2 – 6% upcharge
  - G1002 Planked Raw Oak
  - G1003 Evening Notte
  - G1004 Kirsche
  - G1005 Midnight Run
  - G1006 Sepia Walnut
  - G1007 Serotina
  - G1008 Timeless
  - G1009 White Nebbia
  - G1012 Phantom Ecru
- See page 13 for Gallery program details and upcharges

**CONCRETE  
(WALL PANELS ONLY)**

- 90 Grey Concrete

**STONE  
(WALL PANELS ONLY)**

- 40 Bianca Carrara Marble
- 41 Nero Marquina Marble
- 43 Turkish Silver Travertine

**COMPOSITE  
(WALL PANELS ONLY)**

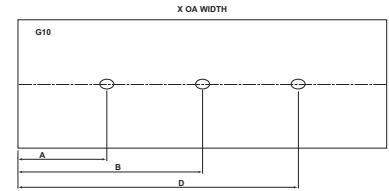
- 405 Designer White
- 423 Concrete
- 462 Cinder
- 463 Iron
- 501 Platinum Metallic
- 503 Satin Nickel Metallic

**HPL PATTERN LAMINATES  
(WALL PANELS ONLY)**

- Grade A
- 821 Elemental Concrete
- Grade C
- 826 Calacatta Marble
- 827 Black Fusion
- Grade C is 30% upcharge

# GROMMET LOCATIONS FOR TESSERA CONFERENCE TOPS

- G10 grommets are shipped installed
- NACG10EL, NACG10AELPG\*, and NACG10BELPG\* electrical grommets are available as a substitute for G10 grommet, if desired
- G10 Round Grommet



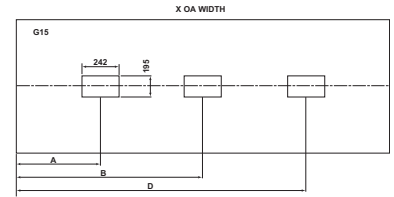
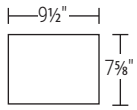
TESSERA

**TABLE LENGTH (IN)**

GROMMET LOCATION/ OPTIONS	72"				84"				96"				108"				120"			
	A	B	C	D	A	B	C	D	A	B	C	D	A	B	C	D	A	B	C	D
<b>G10C CENTER</b>	-	36"	-	-	-	41 <sup>1</sup> / <sub>16</sub> "	-	-	-	47 <sup>1</sup> / <sub>16</sub> "	-	-	-	53 <sup>1</sup> / <sub>16</sub> "	-	-	-	59 <sup>1</sup> / <sub>16</sub> "	-	-
<b>G10E END</b>	17 <sup>1</sup> / <sub>8</sub> "	-	-	-	20 <sup>1</sup> / <sub>8</sub> "	-	-	-	23 <sup>1</sup> / <sub>8</sub> "	-	-	-	26 <sup>1</sup> / <sub>8</sub> "	-	-	-	29 <sup>1</sup> / <sub>8</sub> "	-	-	-
<b>G10LR LEFT, RIGHT</b>	17 <sup>1</sup> / <sub>8</sub> "	-	-	54 <sup>1</sup> / <sub>16</sub> "	20 <sup>1</sup> / <sub>8</sub> "	-	-	63 <sup>1</sup> / <sub>16</sub> "	23 <sup>1</sup> / <sub>8</sub> "	-	-	72 <sup>1</sup> / <sub>16</sub> "	26 <sup>1</sup> / <sub>8</sub> "	-	-	81 <sup>1</sup> / <sub>4</sub> "	29 <sup>1</sup> / <sub>8</sub> "	-	-	90 <sup>1</sup> / <sub>4</sub> "
<b>G10A ALL</b>	17 <sup>1</sup> / <sub>8</sub> "	36"	-	54 <sup>1</sup> / <sub>16</sub> "	20 <sup>1</sup> / <sub>8</sub> "	41 <sup>1</sup> / <sub>16</sub> "	-	63 <sup>1</sup> / <sub>16</sub> "	23 <sup>1</sup> / <sub>8</sub> "	47 <sup>1</sup> / <sub>16</sub> "	-	72 <sup>1</sup> / <sub>16</sub> "	26 <sup>1</sup> / <sub>8</sub> "	53 <sup>1</sup> / <sub>16</sub> "	-	81 <sup>1</sup> / <sub>4</sub> "	29 <sup>1</sup> / <sub>8</sub> "	59 <sup>1</sup> / <sub>16</sub> "	-	90 <sup>1</sup> / <sub>4</sub> "
<b>G10CE CENTER, END</b>	17 <sup>1</sup> / <sub>8</sub> "	36"	-	-	20 <sup>1</sup> / <sub>8</sub> "	41 <sup>1</sup> / <sub>16</sub> "	-	-	23 <sup>1</sup> / <sub>8</sub> "	47 <sup>1</sup> / <sub>16</sub> "	-	-	26 <sup>1</sup> / <sub>8</sub> "	53 <sup>1</sup> / <sub>16</sub> "	-	-	29 <sup>1</sup> / <sub>8</sub> "	59 <sup>1</sup> / <sub>16</sub> "	-	-

# GROMMET LOCATIONS FOR TESSERA CONFERENCE TOPS

• CUT-G15 option



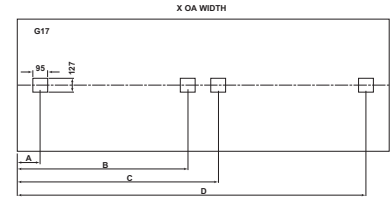
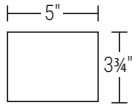
## TABLE LENGTH (IN)

GROMMET LOCATION/ OPTIONS	72"				84"				96"				108"				120"			
	A	B	C	D	A	B	C	D	A	B	C	D	A	B	C	D	A	B	C	D
<b>G15C CENTER</b>	A	B	C	D	A	B	C	D	A	B	C	D	A	B	C	D	A	B	C	D
	-	36"	-	-	-	41 15/16"	-	-	-	47 15/16"	-	-	-	53 15/16"	-	-	-	59 15/16"	-	-
<b>G15E END</b>	A	B	C	D	A	B	C	D	A	B	C	D	A	B	C	D	A	B	C	D
	15 1/8"	-	-	-	18 1/8"	-	-	-	21 1/8"	-	-	-	24 1/8"	-	-	-	27 1/8"	-	-	-
<b>G15LR LEFT, RIGHT</b>	A	B	C	D	A	B	C	D	A	B	C	D	A	B	C	D	A	B	C	D
	15 1/8"	-	-	56 1/16"	18 1/8"	-	-	65 1/16"	21 1/8"	-	-	74 1/16"	24 1/8"	-	-	83 1/4"	27 1/8"	-	-	92 1/4"
<b>G15A ALL</b>	A	B	C	D	A	B	C	D	A	B	C	D	A	B	C	D	A	B	C	D
	15 1/8"	36"	-	56 1/16"	18 1/8"	41 15/16"	-	65 1/16"	21 1/8"	47 15/16"	-	74 1/16"	24 1/8"	53 15/16"	-	83 1/4"	27 1/8"	59 15/16"	-	92 1/4"
<b>G15CE CENTER, END</b>	A	B	C	D	A	B	C	D	A	B	C	D	A	B	C	D	A	B	C	D
	15 1/8"	36"	-	-	18 1/8"	41 15/16"	-	-	21 1/8"	47 15/16"	-	-	24 1/8"	53 15/16"	-	-	27 1/8"	59 15/16"	-	-

TESSERA

# GROMMET LOCATIONS FOR TESSERA CONFERENCE TOPS

- For G17, the center grommet location consists of 2 grommet cutouts (upcharge will reflect 2 grommet cutouts)
- CUT-G17 option



TESSERA

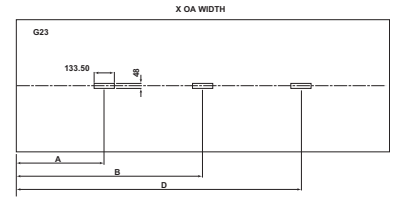
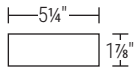
**TABLE LENGTH (IN)**

GROMMET LOCATION/ OPTIONS	72"				84"				96"				108"				120"			
	A	B	C	D	A	B	C	D	A	B	C	D	A	B	C	D	A	B	C	D
<b>G17C CENTER</b>	-	32 1/16"	39 15/16"	-	-	38 1/16"	45 1/8"	-	-	44"	51 1/8"	-	-	50"	57 1/8"	-	-	56"	63 3/8"	-
<b>G17E END</b>	A	B	C	D	A	B	C	D	A	B	C	D	A	B	C	D	A	B	C	D
	6"	-	-	-	6"	-	-	-	6"	-	-	-	6"	-	-	-	6"	-	-	-
<b>G17LR LEFT, RIGHT</b>	A	B	C	D	A	B	C	D	A	B	C	D	A	B	C	D	A	B	C	D
	6"	-	-	66"	6"	-	-	77 15/16"	6"	-	-	89 15/16"	6"	-	-	101 7/8"	6"	-	-	113 3/8"
<b>G17A ALL</b>	A	B	C	D	A	B	C	D	A	B	C	D	A	B	C	D	A	B	C	D
	6"	32 1/16"	39 15/16"	66"	6"	38 1/16"	45 1/8"	77 15/16"	6"	44"	51 1/8"	89 15/16"	6"	50"	57 1/8"	101 7/8"	6"	56"	63 3/8"	113 3/8"
<b>G17CE CENTER, END</b>	A	B	C	D	A	B	C	D	A	B	C	D	A	B	C	D	A	B	C	D
	6"	32 1/16"	39 15/16"	-	6"	38 1/16"	45 1/8"	-	6"	44"	51 1/8"	-	6"	50"	57 1/8"	-	6"	56"	63 3/8"	-



# GROMMET LOCATIONS FOR TESSERA CONFERENCE TOPS

• CUT-G23 option



GROMMET LOCATION/ OPTIONS	TABLE LENGTH (IN)																			
	72"				84"				96"				108"				120"			
	A	B	C	D	A	B	C	D	A	B	C	D	A	B	C	D	A	B	C	D
<b>G23C CENTER</b>	-	36"	-	-	-	41 1/16"	-	-	-	47 1/16"	-	-	-	53 1/16"	-	-	-	59 1/16"	-	-
<b>G23E END</b>	A	B	C	D	A	B	C	D	A	B	C	D	A	B	C	D	A	B	C	D
	16 1/16"	-	-	-	19 1/16"	-	-	-	22 1/16"	-	-	-	25 1/16"	-	-	-	28 1/16"	-	-	-
<b>G23LR LEFT, RIGHT</b>	A	B	C	D	A	B	C	D	A	B	C	D	A	B	C	D	A	B	C	D
	16 1/16"	-	-	55 1/16"	19 1/16"	-	-	64 1/4"	22 1/16"	-	-	73 1/4"	25 1/16"	-	-	82 1/4"	28 1/16"	-	-	91 3/16"
<b>G23A ALL</b>	A	B	C	D	A	B	C	D	A	B	C	D	A	B	C	D	A	B	C	D
	16 1/16"	36"	-	55 1/16"	19 1/16"	41 1/16"	-	64 1/4"	22 1/16"	47 1/16"	-	73 1/4"	25 1/16"	53 1/16"	-	82 1/4"	28 1/16"	59 1/16"	-	91 3/16"
<b>G23CE CENTER, END</b>	A	B	C	D	A	B	C	D	A	B	C	D	A	B	C	D	A	B	C	D
	16 1/16"	36"	-	-	19 1/16"	41 1/16"	-	-	22 1/16"	47 1/16"	-	-	25 1/16"	53 1/16"	-	-	28 1/16"	59 1/16"	-	-

TESSERA

# TESSERA

## PRODUCT SPECIFICATIONS

- Legs are solid wood (Beech)
- Legs shipped KD in same box


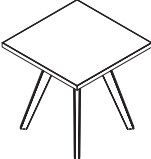

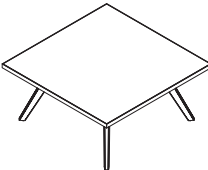
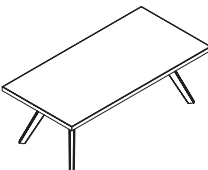
## TO ORDER, SPECIFY:

1. Model Number
2. Leg Color
3. Finish/Laminate Color

## SAMPLE MODEL NUMBERS:

59N24ENRDW 501 MH  
59N24ENRDLW 501 MH

- See pages 367-369 for all options available in Tessera

	MODEL NO./DESCRIPTION	LIST PRICE	DIMENSIONS					CARTONED WEIGHT	CUBIC FEET	
			D	W	H	A	KW			
<b>TESSERA END TABLE</b>										
 	<b>ROUND</b>									
	59N24ENRDW	Wood	\$ 2103	24	24	23 $\frac{3}{4}$	-	-	83 lbs.	14.2
	59N24ENRDLW	Laminate	1791	24	24	23 $\frac{3}{4}$	-	-	83 lbs.	14.2
	<b>SQUARE</b>									
	59N2424ENSQW	Wood	\$ 2247	24	24	23 $\frac{3}{4}$	-	-	55 lbs.	14.2
	59N2424ENSQW	Laminate	1933	24	24	23 $\frac{3}{4}$	-	-	55 lbs.	14.2
	<ul style="list-style-type: none"> <li>• No grommet cutouts available</li> <li>• 1<math>\frac{1}{2}</math>" thick top</li> </ul>									
<b>TESSERA COFFEE TABLE</b>										
 	<b>ROUND</b>									
	59N36MGRDW	Wood	\$ 2446	36 $\frac{1}{2}$	36 $\frac{1}{2}$	16 $\frac{3}{4}$	-	-	55 lbs.	21.6
	59N36MGRDLW	Laminate	2132	36 $\frac{1}{2}$	36 $\frac{1}{2}$	16 $\frac{3}{4}$	-	-	55 lbs.	21.6
	<b>SQUARE</b>									
	59N3636MGSQW	Wood	\$ 2588	36 $\frac{1}{2}$	36 $\frac{1}{2}$	16 $\frac{3}{4}$	-	-	65 lbs.	21.6
	59N3636MGSQW	Laminate	2275	36 $\frac{1}{2}$	36 $\frac{1}{2}$	16 $\frac{3}{4}$	-	-	65 lbs.	21.6
	<ul style="list-style-type: none"> <li>• No grommet cutouts available</li> <li>• 1<math>\frac{1}{2}</math>" thick top</li> </ul>									
<b>TESSERA MAGAZINE TABLE</b>										
	59N2448MGW	Wood	\$ 2446	24	48	16 $\frac{3}{4}$	-	-	77 lbs.	19.7
	59N2448MGLW	Laminate	2132	24	48	16 $\frac{3}{4}$	-	-	77 lbs.	19.7
	<ul style="list-style-type: none"> <li>• No grommet cutouts available</li> <li>• 1<math>\frac{1}{2}</math>" thick top</li> </ul>									

**PRODUCT SPECIFICATIONS**

- Legs are solid wood (Beech)
- Legs shipped KD in same box
- Apron rail on conference tables shipped attached
- See pages 377-378 for coordinating benches

**TO ORDER, SPECIFY:**

1. Model Number
2. Grommet
3. Leg Color
4. Finish/Laminate Color

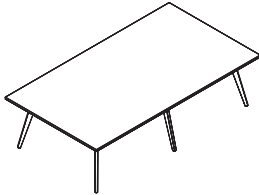
**SAMPLE MODEL NUMBERS:**

59N6012029TRTW X 501 MH  
 59N6012029TRLW X 501 MH

- See pages 367-369 for all options available in Tessera

MODEL NO./DESCRIPTION	LIST PRICE	DIMENSIONS					CARTONED WEIGHT	CUBIC FEET
		D	W	H	A	KW		
59N6012029TRTW Wood	\$ 8378	60	120	28%	-	-	309 lbs.	25.2
59N6012029TRLW Laminate	8007	60	120	28%	-	-	309 lbs.	25.2
59N6010829TRTW Wood	\$ 8297	60	108	28%	-	-	281 lbs.	22.8
59N6010829TRLW Laminate	7528	60	108	28%	-	-	281 lbs.	22.8
59N609629TRTW Wood	\$ 8103	60	96	28%	-	-	252 lbs.	20.4
59N609629TRLW Laminate	7374	60	96	28%	-	-	252 lbs.	20.4
59N608429TRTW Wood	\$ 6292	60	84	28%	-	-	222 lbs.	18.0
59N608429TRLW Laminate	5557	60	84	28%	-	-	222 lbs.	18.0
59N607229TRTW Wood	\$ 6109	60	72	28%	-	-	194 lbs.	15.6
59N607229TRLW Laminate	5287	60	72	28%	-	-	194 lbs.	15.6
59N5412029TRTW Wood	\$ 7998	54	120	28%	-	-	283 lbs.	22.9
59N5412029TRLW Laminate	7668	54	120	28%	-	-	283 lbs.	22.9
59N5410829TRTW Wood	\$ 7928	54	108	28%	-	-	257 lbs.	20.7
59N5410829TRLW Laminate	7240	54	108	28%	-	-	257 lbs.	20.7
59N549629TRTW Wood	\$ 7753	54	96	28%	-	-	230 lbs.	18.5
59N549629TRLW Laminate	7102	54	96	28%	-	-	230 lbs.	18.5
59N548429TRTW Wood	\$ 5964	54	84	28%	-	-	202 lbs.	16.4
59N548429TRLW Laminate	5308	54	84	28%	-	-	202 lbs.	16.4
59N547229TRTW Wood	\$ 5801	54	72	28%	-	-	176 lbs.	14.2
59N547229TRLW Laminate	5066	54	72	28%	-	-	176 lbs.	14.2

**CONFERENCE TABLE WORKSURFACE HEIGHT**



- Regulation ping pong size 60"x108"
- Apron rail color will match specified leg color
- 72 and 84" wide models will have a total of 4 legs. 96, 108, and 120" wide models have 6 legs

# TESSERA

## PRODUCT SPECIFICATIONS

- Apron rail ships attached
- Legs shipped KD in same box
- Apron rail on conference tables shipped attached
- See pages 377-378 for coordinating benches

## TO ORDER, SPECIFY:

1. Model Number
2. Grommet
3. Leg Color
4. Finish/Laminate Color

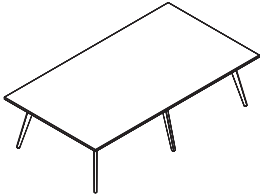
## SAMPLE MODEL NUMBERS:

59N4812029TRTW X 501 PT  
59N4812029TRLW X 501 PT

- See pages 367-369 for all options available in Tessera

MODEL NO./DESCRIPTION	LIST PRICE	DIMENSIONS					CARTONED WEIGHT	CUBIC FEET
		D	W	H	A	KW		
59N4812029TRTW Wood	\$ 7660	48	120	28%	-	-	258 lbs.	20.6
59N4812029TRLW Laminate	7366	48	120	28%	-	-	258 lbs.	20.6
59N4810829TRTW Wood	\$ 7598	48	108	28%	-	-	233 lbs.	18.7
59N4810829TRLW Laminate	6982	48	108	28%	-	-	233 lbs.	18.7
59N489629TRTW Wood	\$ 7442	48	96	28%	-	-	208 lbs.	16.7
59N489629TRLW Laminate	6861	48	96	28%	-	-	208 lbs.	16.7
59N488429TRTW Wood	\$ 5672	48	84	28%	-	-	183 lbs.	14.7
59N488429TRLW Laminate	5085	48	84	28%	-	-	183 lbs.	14.7
59N487229TRTW Wood	\$ 5525	48	72	28%	-	-	157 lbs.	12.8
59N487229TRLW Laminate	4869	48	72	28%	-	-	157 lbs.	12.8
59N4212029TRTW Wood	\$ 7451	42	120	28%	-	-	228 lbs.	18.4
59N4212029TRLW Laminate	6706	42	120	28%	-	-	228 lbs.	18.4
59N4210829TRTW Wood	\$ 7304	42	108	28%	-	-	206 lbs.	16.6
59N4210829TRLW Laminate	6599	42	108	28%	-	-	206 lbs.	16.6
59N429629TRTW Wood	\$ 7163	42	96	28%	-	-	184 lbs.	14.4
59N429629TRLW Laminate	6500	42	96	28%	-	-	184 lbs.	14.4
59N428429TRTW Wood	\$ 5410	42	84	28%	-	-	161 lbs.	13.1
59N428429TRLW Laminate	4786	42	84	28%	-	-	161 lbs.	13.1
59N427229TRTW Wood	\$ 5280	42	72	28%	-	-	139 lbs.	11.4
59N427229TRLW Laminate	4694	42	72	28%	-	-	139 lbs.	11.4

### CONFERENCE TABLE WORKSURFACE HEIGHT



- Regulation ping pong size 60"x108"
- Apron rail color will match specified leg color
- 72 and 84" wide models will have a total of 4 legs. 96, 108, and 120" wide models have 6 legs

**PRODUCT SPECIFICATIONS**

- Apron rail ships attached
- Legs shipped KD in same carton

**TO ORDER, SPECIFY:**

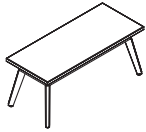
1. Model Number
2. Leg Color
3. Fabric Grade/Color
4. Wood or Laminate Color

**SAMPLE MODEL NUMBER:**

59N1872BN1F 501 L8 82008

- See pages 367-369 for all options available in Tessera
- See page 378 for COM fabric yardage

	MODEL NO./DESCRIPTION	LIST PRICE	DIMENSIONS					CARTONED WEIGHT	CUBIC FEET
			D	W	H	A	KW		
<b>BENCH</b>	59N1872BN1W Wood	\$ 3135	18½	72	17½	–	–	69 lbs.	5.2
	59N1872BN1L Laminate	3069	18½	72	17½	–	–	69 lbs.	5.2



**ALLIANCE GRADE / LIST PRICE**

	MODEL NO./DESCRIPTION	LIST PRICE	A	B	C	D	E	F	G	H	I
			J	K	L	M	N	O	P	Q	R
59N1872BN1F	Fabric	\$	3416	3469	3511	3554	3602	3653	3695	3748	3800
			3853	3935	4101	4204	4258	4312	4365	4420	4471

59N1860BN1W	Wood	\$ 2874	18½	60	17½	–	–	62 lbs.	4.4
59N1860BN1L	Laminate	2807	18½	60	17½	–	–	62 lbs.	4.4

**ALLIANCE GRADE / LIST PRICE**

	MODEL NO./DESCRIPTION	LIST PRICE	A	B	C	D	E	F	G	H	I
			J	K	L	M	N	O	P	Q	R
59N1860BN1F	Fabric	\$	3155	3208	3250	3293	3341	3392	3434	3487	3539
			3592	3674	3840	3943	3997	4051	4104	4159	4210

59N1854BN1W	Wood	\$ 2612	18½	54	17½	–	–	55 lbs.	4.0
59N1854BN1L	Laminate	2546	18½	54	17½	–	–	55 lbs.	4.0

**ALLIANCE GRADE / LIST PRICE**

	MODEL NO./DESCRIPTION	LIST PRICE	A	B	C	D	E	F	G	H	I
			J	K	L	M	N	O	P	Q	R
59N1854BN1F	Fabric	\$	2893	2946	2988	3031	3079	3130	3172	3225	3277
			3330	3412	3578	3681	3735	3789	3842	3897	3948

- 72" recommended to be used with 84" length table (1 per side)
- 60" recommended to be used with 72" length table (1 per side)
- 54" recommended to be used with 120" length table (2 per side)
- 48" recommended to be used with 108" length table (2 per side)
- 42" recommended to be used with 96" length table (2 per side)
- Apron rail color will match specified leg color

# TESSERA

## PRODUCT SPECIFICATIONS

- Apron rail ships attached
- Legs shipped KD in same carton

## TO ORDER, SPECIFY:

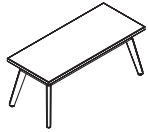
1. Model Number
2. Leg Color
3. Fabric Grade/Color
4. Wood or Laminate Color

## SAMPLE MODEL NUMBER:

59N1848BN1F 501 L8 82008

- See pages 367-369 for all options available in Tessera

MODEL NO./DESCRIPTION	LIST PRICE	DIMENSIONS					CARTONED WEIGHT	CUBIC FEET
		D	W	H	A	KW		
<b>BENCH (CONTINUED)</b>								
59N1848BN1W Wood	\$ 2482	18½	48	17½	–	–	49 lbs.	3.6
59N1848BN1L Laminate	2416	18½	48	17½	–	–	49 lbs.	3.6



## ALLIANCE GRADE / LIST PRICE

	LIST PRICE	A	B	C	D	E	F	G	H	I
		J	K	L	M	N	O	P	Q	R
59N1848BN1F Fabric	\$ 2720	2747	2767	2789	2813	2839	2859	2886	2912	
	2939	2979	3063	3114	3141	3168	3195	3222	3247	

59N1842BN1W Wood	\$ 2351	18½	42	17½	–	–	42 lbs.	3.2
59N1842BN1L Laminate	2286	18½	42	17½	–	–	42 lbs.	3.2

## ALLIANCE GRADE / LIST PRICE

	LIST PRICE	A	B	C	D	E	F	G	H	I
		J	K	L	M	N	O	P	Q	R
59N1842BN1F Fabric	\$ 2589	2616	2636	2658	2682	2708	2728	2755	2781	
	2808	2848	2932	2983	3010	3037	3064	3091	3116	

- 72" recommended to be used with 84" length table (1 per side)
- 60" recommended to be used with 72" length table (1 per side)
- 54" recommended to be used with 120" length table (2 per side)
- 48" recommended to be used with 108" length table (2 per side)
- 42" recommended to be used with 96" length table (2 per side)
- Apron rail color will match specified leg color

## COM YARDAGE REQUIREMENTS (54" WIDTH – CUT UP THE ROLL)

MODEL	RAILROADED Contact customer service 800-482-1717 for ydg requirements	NON DIRECTIONAL OR SOLID	1"-4" REPEAT 4" VERTICAL X 4" HORIZONTAL	5"-11" REPEAT 11" VERTICAL X 11" HORIZONTAL	12"-18" REPEAT 18" VERTICAL X 18" HORIZONTAL	COL SQUARE FEET
59N1872BN1F		1.50	1.80	2.80	4.60	30
59N1860BN1F		1.50	1.80	2.80	4.60	29
59N1854BN1F		1.50	1.80	2.80	4.60	29
59N1848BN1F		0.90	1.20	1.90	3.00	17
59N1842BN1F		0.90	1.20	1.90	3.00	17

**PRODUCT SPECIFICATIONS**

- Conference tops available in wood or laminate
- Apron rail comes attached
- Legs shipped KD in same carton
- See pages 377-378 for coordinating benches

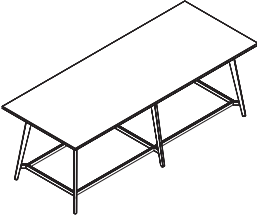
**TO ORDER, SPECIFY:**

1. Model Number
2. Grommet
3. Leg Color
4. Finish/Laminate Color

**SAMPLE MODEL NUMBERS:**

59N4812041TRTW X 501 PT  
 59N4812041TRTLW X 501 PT

- See pages 367-369 for all options available in Tessler

	MODEL NO./DESCRIPTION	LIST PRICE	DIMENSIONS			A	KW	CARTONED WEIGHT	CUBIC FEET
			D	W	H				
<p><b>CONFERENCE TABLE BAR HEIGHT</b></p> 	59N4812041TRTW Wood	\$ 12870	48	119%	41		561 lbs.	20.6	
	59N4812041TRTLW Laminate	12374	48	119%	41		561 lbs.	20.6	
	59N4810841TRTW Wood	\$ 12766	48	107%	41		525 lbs.	22.3	
	59N4810841TRTLW Laminate	11731	48	107%	41		525 lbs.	22.3	
	59N489641TRTW Wood	\$ 12503	48	95%	41		488 lbs.	20.4	
	59N489641TRTLW Laminate	11526	48	95%	41		488 lbs.	20.4	
	59N488441TRTW Wood	\$ 9530	48	84	41		452 lbs.	14.7	
	59N488441TRTLW Laminate	8543	48	84	41		452 lbs.	14.7	
	59N487241TRTW Wood	\$ 9282	48	72	41		416 lbs.	12.8	
	59N487241TRTLW Laminate	8182	48	72	41		416 lbs.	12.8	
	59N4212041TRTW Wood	\$ 12518	42	119%	41		527 lbs.	18.4	
	59N4212041TRTLW Laminate	11267	42	119%	41		527 lbs.	18.4	
	59N4210841TRTW Wood	\$ 12272	42	107%	41		494 lbs.	19.9	
	59N4210841TRTLW Laminate	11088	42	107%	41		494 lbs.	19.9	
	59N429641TRTW Wood	\$ 12035	42	95%	41		460 lbs.	18.1	
	59N429641TRTLW Laminate	10923	42	95%	41		460 lbs.	18.1	
	59N428441TRTW Wood	\$ 9090	42	84	41		424 lbs.	13.1	
	59N428441TRTLW Laminate	8042	42	84	41		424 lbs.	13.1	
	59N427241TRTW Wood	\$ 8871	42	72	41		400 lbs.	11.4	
	59N427241TRTLW Laminate	7888	42	72	41		400 lbs.	11.4	

- Apron rail color will match specified leg color
- Footrail can be specified in paint colors Designer White (405), Concrete (423), Cinder (462), Iron (463), Platinum Metallic (501), and Satin Nickel Metallic (503)
- 72" and 84" wide models will have a total of 4 legs. 96", 108", and 120" wide models have 6 legs
- If specifying G17 grommet, a braided cord is available. See Tables price list.

# TESSERA

## PRODUCT SPECIFICATIONS

- Conference tops available in wood or laminate
- Apron rail comes attached
- Legs shipped KD in same carton
- See pages 377-378 for coordinating benches

## TO ORDER, SPECIFY:

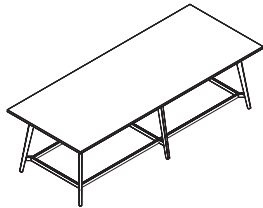
1. Model Number
2. Grommet
3. Leg Color
4. Finish/Laminate Color

## SAMPLE MODEL NUMBERS:

59N4812035TRTW X 501 PT  
59N4812035TRLW X 501 PT

- See pages 367-369 for all options available in Tessera

MODEL NO./DESCRIPTION	LIST PRICE	DIMENSIONS				CARTONED WEIGHT	CUBIC FEET
		D	W	H	A		
<b>CONFERENCE TABLE COUNTER HEIGHT</b>							
59N4812035TRTW Wood	\$ 12254	48	119 $\frac{1}{2}$	34 $\frac{1}{16}$		514 lbs.	20.6
59N4812035TRLW Laminate	11784	48	119 $\frac{1}{2}$	34 $\frac{1}{16}$		514 lbs.	20.6
59N4810835TRTW Wood	\$ 12156	48	107 $\frac{1}{2}$	34 $\frac{1}{16}$		481 lbs.	18.7
59N4810835TRLW Laminate	11172	48	107 $\frac{1}{2}$	34 $\frac{1}{16}$		481 lbs.	18.7
59N489635TRTW Wood	\$ 11907	48	95 $\frac{1}{2}$	34 $\frac{1}{16}$		446 lbs.	20.4
59N489635TRLW Laminate	10978	48	95 $\frac{1}{2}$	34 $\frac{1}{16}$		446 lbs.	20.4
59N488435TRTW Wood	\$ 9075	48	84	34 $\frac{1}{16}$		414 lbs.	14.7
59N488435TRLW Laminate	8135	48	84	34 $\frac{1}{16}$		414 lbs.	14.7
59N487235TRTW Wood	\$ 8840	48	72	34 $\frac{1}{16}$		400 lbs.	12.8
59N487235TRLW Laminate	7791	48	72	34 $\frac{1}{16}$		400 lbs.	12.8
59N4212035TRTW Wood	\$ 11922	42	119 $\frac{1}{2}$	34 $\frac{1}{16}$		482 lbs.	18.4
59N4212035TRLW Laminate	10730	42	119 $\frac{1}{2}$	34 $\frac{1}{16}$		482 lbs.	18.4
59N4210835TRTW Wood	\$ 11686	42	107 $\frac{1}{2}$	34 $\frac{1}{16}$		451 lbs.	16.6
59N4210835TRLW Laminate	10558	42	107 $\frac{1}{2}$	34 $\frac{1}{16}$		451 lbs.	16.6
59N429635TRTW Wood	\$ 11462	42	95 $\frac{1}{2}$	34 $\frac{1}{16}$		419 lbs.	18.1
59N429635TRLW Laminate	10402	42	95 $\frac{1}{2}$	34 $\frac{1}{16}$		419 lbs.	18.1
59N428435TRTW Wood	\$ 8656	42	84	34 $\frac{1}{16}$		387 lbs.	13.1
59N428435TRLW Laminate	7659	42	84	34 $\frac{1}{16}$		387 lbs.	13.1
59N427235TRTW Wood	\$ 8448	42	72	34 $\frac{1}{16}$		320 lbs.	11.4
59N427235TRLW Laminate	7511	42	72	34 $\frac{1}{16}$		320 lbs.	11.4



- Apron rail color will match specified leg color
- Footrail can be specified in paint colors Designer White (405), Concrete (423), Cinder (462), Iron (463), Platinum Metallic (501), and Satin Nickel Metallic (503)
- 72" and 84" wide models will have a total of 4 legs. 96", 108", and 120" wide models have 6 legs
- If specifying G17 grommet, a braided cord is available. See Tables price list.