

---

# Reno

Product Specifications	522
Fabrics and Options	523
Contrasting Fabrics Specifications	524
Product Pages	525
COM Yardage Requirements	537

## RENO PRODUCT SPECIFICATIONS

### FRAME CONSTRUCTION

- Interior frame is constructed of plywood with tenon joints that are glued and screwed for maximum joint stability
- Seat joints are supported by corner blocks with high tensile screws
- Reno Slim models feature a reduced footprint – see model dimensions for details

### SEAT CONSTRUCTION

- Seat cushions are attached and feature 6" of high grade polyurethane foam, which is custom shaped and fabricated, and placed on high tension strip webbing

### BACK CONSTRUCTION

- 5" of high grade polyurethane foam, which is custom shaped and stretched over web sheet and attached to frame

### ARM CONSTRUCTION

- Armrest frames are wrapped with high grade polyurethane foam and slipcovered
- The frame is attached to the unit with 3 bolts per arm

### WOOD ARM CONSTRUCTION

- Arms are molded of linear laminated hard maple veneers

### CUP HOLDER

- Available on standard Reno upholstered arm

### CONTRASTING FABRICS

- Available with 3 contrasting fabric locations: back, seat, and arms

### LEGS

- Die-cast zinc legs are Platinum Metallic plated, Satin Nickel Metallic plated or Cinder powder coat paint and have nylon glides
- Wood legs are constructed of maple with nylon glides
- When specifying Brighton, Natural, and Sonoma finish, variation in color is acceptable due to the nature of wood characteristics

### HANDLE AND CASTERS

#### N32BB AND N32DD

- Handle featured on mobile lounge is die-cast zinc that is Platinum Metallic plated, Satin Nickel Metallic plated or Cinder powder coat paint
- Heavy-duty black double wheel casters

### TABLET ARM

- ¾" thick black 3D Laminate with MDF core or ¾" thick maple
- Attached with ¼" steel base plate and screws that mounts over ¾" metal insert rod and fits into structure of arm
- Tablet height is 28" from floor to top of tablet surface
- Allows for 360° swivel and writing surface of 21" W x 13½" D

### BENCHES

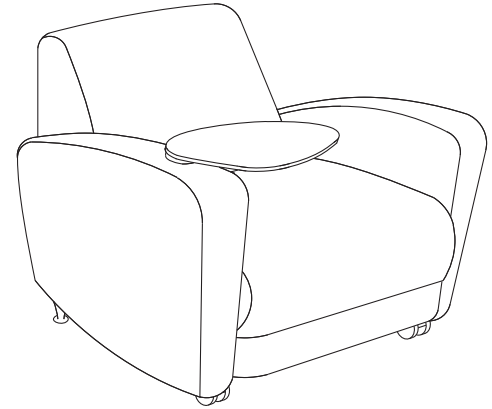
- 8" of foam covers a ½" plywood panel on top of fiberboard frame
- Black, double wheel, roll control casters are standard and work on all floors

### POWER GROMMET

- G23 black or silver grommet is available in right, left or both sides of the back for an additional upcharge
- Features 2 electrical receptacles and 2 power USB ports

### TABLES

- Grade A slipmatched maple (Brighton, Caramel, Honey, Natural), or cherry veneer (Amber, Autumn, Cordovan, Judicial, Mocha, Truffle) or laminate
- All Veneer surfaces feature a semi-open poor matte finish
- Die-cast zinc legs with nylon glides
- 3 power grommets available; specify cutout option and order electrical grommet model separately. See page 797 for details and pricing
- Optional glass and solid surface kits available; reference page 518 in the Tables Price List



**SURFACE MATERIALS**

See the Kimball Hospitality Surface Materials Reference Guide at [kimballhospitality.com](http://kimballhospitality.com) for a complete overview of our materials program, including:

- Characteristics of wood
- Special wood finishes
- Customer-specified laminate (CSL)
- Customer-specified paint (CSP)
- Fabric application and colorways
- Customer's own material (COM) process overview
- Alliance program

**ALLIANCE FABRIC PROGRAM**

Kimball Hospitality has analyzed each model to most accurately reflect the COM/COL yardage requirements shown on page 537.

The yardage requirement for each model is based on 54" W fabric and cutting the fabric up the roll.

If repeat is larger than 18", contact Customer Service to confirm the correct amount of yardage required. When ordering 10 or more chairs in the same COM, yardage requirements may be reduced.

Contact Customer Service.

**PRICE GRADES A-R**

See Surface Materials at [www.kimballhospitality.com](http://www.kimballhospitality.com) for a wide variety of graded-in fabrics from Arc-Com, CF Stinson, Designtex, Maharam, Momentum, and Ultrafabrics.

**FABRIC SAMPLES**

If you need samples for presentation(s), contact our alliance partners directly at:

Arc-Com	800.223.5466	<a href="http://arc-com.com">arc-com.com</a>
Designtex	800.221.1540	<a href="http://designtex.com">designtex.com</a>
CF Stinson	800.841.6279	<a href="http://cfstinson.com">cfstinson.com</a>
Maharam	800.645.3943	<a href="http://maharam.com">maharam.com</a>
Momentum	800.366.6839	<a href="http://memosamples.com">memosamples.com</a>
Ultrafabrics	877.309.6648	<a href="http://ultrafabricsllc.com">ultrafabricsllc.com</a>

**LOUNGE  
POWER GROMMET OPTIONS**

(\$505 list upcharge per location)

G23BL	Black, Left
G23BR	Black, Right
G23BLR	Black, Left & Right
G23SL	Silver, Left
G23SR	Silver, Right
G23SLR	Silver, Left & Right
X	No Grommet

**TABLES  
SURFACE  
GROMMETS/CUTOUTS**

(\$25 list upcharge per location)

CUT-G12C	G12 Cutout, Center
CUT-G17C	G17 Cutout, Center
CUT-G23C	G23 Cutout, Center
X	No Grommet

**TABLES  
SIDE GROMMETS/CUTOUTS**

(\$25 list upcharge per location)

CUT-G23C	G23 Cutout
X	No Grommet

If specifying cutout, reference page 797 for pricing and details to order power grommet.

**FINISHES  
(WOOD ARMS, LEGS AND  
TABLES)**

AC	Autumn	NM	Natural
AD	Almond*	PB	Portobello*
BZ	Brazilwood	PC	Porcini
CI	Chai	PT	Portico*
CL	Caramel	SK	Skyline*
CW	Cordovan	SM	Sonoma*
DW	Judicial	TF	Truffle
HN	Honey	WL	Willow
IM	Brighton	405	Designer White*
KN	Kona	462	Cinder*
MC	Amber	792	Sable*
MH	Mocha	793	Acorn* <sup>†</sup>

\*Not available on tables

<sup>†</sup>Acorn is the finish and laminate complement to Clear Walnut finish

**LAMINATES  
(TABLES ONLY)**

AC2	Autumn 2	SM	Sonoma
AD	Almond	TF	Truffle
BZ	Brazilwood	WL	Willow
CI	Chai	405	Designer White
CL	Caramel	419	Wallaby
CW	Cordovan	425	Shadow
DW	Judicial	440	Cloud
HN2	Honey 2	457	Dapple
IM	Brighton	461	Graphite
KN	Kona	462	Cinder
MC	Amber	478	Platinum Grey
MH	Mocha	488	Frosty White
NM	Natural	491	Designer White Linear
PB	Portobello	492	Cinder Linear
PC	Porcini	792	Sable
PT	Portico	793	Acorn <sup>†</sup>
SK	Skyline		

**GALLERY LAMINATE  
(TABLES ONLY)**

Grade 1 – 5% upcharge	
G1001	Citadel
G1011	Pepperdust
Grade 2 – 6% upcharge	
G1002	Planked Raw Oak
G1003	Evening Notte
G1004	Kirsche
G1005	Midnight Run
G1006	Sepia Walnut
G1007	Serotina
G1008	Timeless
G1009	White Nebbia
G1012	Phantom Ecru

See page 20 for Gallery program details and upcharges

**CUP HOLDER OPTIONS**

(\$70 list upcharge per location)

CPL	Cup Holder, Left
CPR	Cup Holder, Right
CPLR	Cup Holder, Left & Right

- Cannot have cup holder and tablet on same arm

**TABLET ARM**

T	3D Laminate, Black	WNM	Wood, Natural
WAC	Wood, Autumn	WPB	Wood, Portobello
WAD	Wood, Almond	WPC	Wood, Porcini
WBZ	Wood, Brazilwood	WPT	Wood, Portico
WCI	Wood, Chai	WSK	Wood, Skyline
WCL	Wood, Caramel	WSM	Wood, Sonoma
WCW	Wood, Cordovan	WTF	Wood, Truffle
WDW	Wood, Judicial	WWL	Wood, Willow
WHN	Wood, Honey	W405	Wood, Designer White
WIM	Wood, Brighton	W462	Wood, Cinder
WKN	Wood, Kona	W792	Wood, Sable
WMC	Wood, Amber	W793	Wood, Acorn <sup>†</sup>
WMH	Wood, Mocha		

**PAINT COLORS  
(LEGS AND HANDLE)**

423	Concrete
462	Cinder
463	Iron
501	Platinum Metallic
503	Satin Nickel Metallic

## TO ORDER CONTRASTING FABRIC, SPECIFY

### RENO

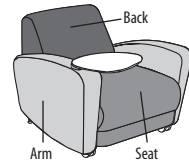
#### 1 Seat Lounge page 525

#### Mobile 1 Seat Lounge page 525

#### 2½ Seat Lounge page 526

#### 3 Seat Lounge page 526

1. Model Number plus "X"
2. Back Fabric Grade Number/Cover Number
3. Seat Fabric Grade Number/Cover Number
4. Arm Fabric Grade Number/Cover Number
5. Power Grommet
6. Tablet and Finish (when applicable)
7. Cup Holder
8. Paint (when applicable)
9. Wood Leg Finish (when applicable)



Contrasting Fabric

#### 1 Seat Lounge Wood Arms page 527

#### 2½ Seat Lounge Wood Arms page 527

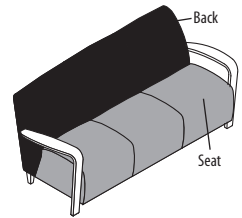
#### 3 Seat Lounge Wood Arms page 528

#### 1 Seat Lounge Wood Arms - Slim page 532

#### 2½ Seat Lounge Wood Arms - Slim page 532

#### 3 Seat Lounge Wood Arms - Slim page 533

1. Model Number plus "X"
2. Back Fabric Grade Number/Cover Number
3. Seat Fabric Grade Number/Cover Number
4. Power Grommet
5. Paint (when applicable)
6. Wood Leg Finish (when applicable)
7. Glides



Contrasting Upholstery

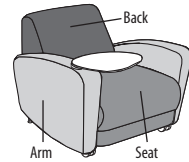
#### 1 Seat Lounge - Slim page 529

#### Mobile 1 Seat Lounge - Slim page 529

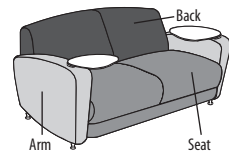
#### 2½ Seat Lounge - Slim page 530

#### 3 Seat Lounge - Slim page 531

1. Model Number plus "X"
2. Back Fabric Grade Number/Cover Number
3. Seat Fabric Grade Number/Cover Number
4. Arm Fabric Grade Number/Cover Number
5. Power Grommet
6. Tablet and Finish (when applicable)
7. Paint (when applicable)
8. Wood Leg Finish (when applicable)



Contrasting Fabric



Contrasting Fabric

**TO ORDER, SPECIFY:**

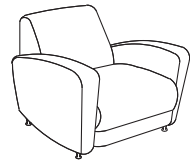
1. Model Number
2. Fabric Grade / Cover Number
3. Power Grommet
4. Cup Holder
5. Tablet and Finish (when applicable)
6. Paint (when applicable)
7. Wood Leg Finish (when applicable)

- See page 523 for Reno options
- See pages 537-538 for COM fabric yardage


**1 SEAT LOUNGE**

**MODEL NO.**

**ALLIANCE PROGRAM PRICE GRADES**



Metal Legs



Wood Legs

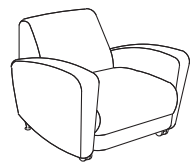
		ALLIANCE PROGRAM PRICE GRADES									
		A	B	C	D	E	F	G	H	I	
		J	K	L	M	N	O	P	Q	R	
N32AAM	Metal Legs	\$ 2147	2289	2397	2515	2642	2779	2887	3029	3171	
		3309	3529	3970	4245	4387	4534	4676	4818	4955	
N32AAW	Wood Legs	2289	2431	2539	2657	2784	2921	3029	3171	3313	
		3451	3671	4112	4387	4529	4676	4818	4960	5097	
N32CCMR	Metal Legs, Tablet Right Arm	2599	2741	2849	2967	3094	3231	3339	3481	3623	
		3761	3981	4422	4697	4839	4986	5128	5270	5407	
N32CCML	Metal Legs, Tablet Left Arm	2599	2741	2849	2967	3094	3231	3339	3481	3623	
		3761	3981	4422	4697	4839	4986	5128	5270	5407	
N32CCWR	Wood Legs, Tablet Right Arm	2742	2884	2992	3110	3237	3374	3482	3624	3766	
		3904	4124	4565	4840	4982	5129	5271	5413	5550	
N32CCWL	Wood Legs, Tablet Left Arm	2742	2884	2992	3110	3237	3374	3482	3624	3766	
		3904	4124	4565	4840	4982	5129	5271	5413	5550	

**DIMENSIONS**


Width	34½	Arm Height	27	Seat Width	22	Weight	83
Depth	34½	Seat Height	19			Tablet Weight	95
Height	33	Seat Depth	21¼			Cubic Ft.	32

• Contrasting fabric option – specify X (i.e., N32AAMX); see page 524. For list pricing, use your electronic specification tool or contact customer service

**MOBILE 1 SEAT LOUNGE**



Metal Legs



Wood Legs

		ALLIANCE PROGRAM PRICE GRADES									
		A	B	C	D	E	F	G	H	I	
		J	K	L	M	N	O	P	Q	R	
N32BBM	Metal Legs	\$ 2327	2469	2577	2695	2822	2959	3067	3209	3351	
		3489	3709	4150	4425	4567	4714	4856	4998	5135	
N32BBW	Wood Legs	2470	2612	2720	2838	2965	3102	3210	3352	3494	
		3632	3852	4293	4568	4710	4857	4999	5141	5278	
N32DDMR	Metal Legs, Tablet Right Arm	2764	2906	3014	3132	3259	3396	3504	3646	3788	
		3926	4146	4587	4862	5004	5151	5293	5435	5572	
N32DDML	Metal Legs, Tablet Left Arm	2764	2906	3014	3132	3259	3396	3504	3646	3788	
		3926	4146	4587	4862	5004	5151	5293	5435	5572	
N32DDWR	Wood Legs, Tablet Right Arm	2905	3047	3155	3273	3400	3537	3645	3787	3929	
		4067	4287	4728	5003	5145	5292	5434	5576	5713	
N32DDWL	Wood Legs, Tablet Left Arm	2905	3047	3155	3273	3400	3537	3645	3787	3929	
		4067	4287	4728	5003	5145	5292	5434	5576	5713	

**DIMENSIONS**

Width	34½	Arm Height	27	Seat Width	22	Weight	83
Depth	34½	Seat Height	19			Tablet Weight	95
Height	33	Seat Depth	21¼			Cubic Ft.	32

- Contrasting fabric option – specify X (i.e., N32BBMX); see page 524. For list pricing, use your electronic specification tool or contact customer service
- Features a handle on the back for ease of mobility
- Paint finish option represents handle on wood leg models and legs and handle on metal leg models

# RENO


## TO ORDER, SPECIFY:

1. Model Number
2. Fabric Grade / Cover Number
3. Power Grommet
4. Cup Holder


5. Tablet and Finish (when applicable)
6. Paint (when applicable)
7. Wood Leg Finish (when applicable)

- See page 523 for Reno options
- See pages 537-538 for COM fabric yardage

### 2½ SEAT LOUNGE



Metal Legs



Wood Legs

### MODEL NO.

### ALLIANCE PROGRAM PRICE GRADES


			A	B	C	D	E	F	G	H	I
			J	K	L	M	N	O	P	Q	R
N32HHM	Metal Legs	\$	2977	3238	3436	3652	3886	4138	4336	4597	4858
			5110	5515	6325	6829	7090	7360	7621	7882	8134
N32HHW	Wood Legs		3120	3381	3579	3795	4029	4281	4479	4740	5001
			5253	5658	6468	6972	7233	7503	7764	8025	8277
N32JJMR	Metal Legs, Tablet Right Arm		3429	3690	3888	4104	4338	4590	4788	5049	5310
			5562	5967	6777	7281	7542	7812	8073	8334	8586
N32JJML	Metal Legs, Tablet Left Arm		3429	3690	3888	4104	4338	4590	4788	5049	5310
			5562	5967	6777	7281	7542	7812	8073	8334	8586
N32JJMB	Metal Legs, Tablet Both Arms		3882	4143	4341	4557	4791	5043	5241	5502	5763
			6015	6420	7230	7734	7995	8265	8526	8787	9039
N32JJWR	Wood Legs, Tablet Right Arm		3571	3832	4030	4246	4480	4732	4930	5191	5452
			5704	6109	6919	7423	7684	7954	8215	8476	8728
N32JJWL	Wood Legs, Tablet Left Arm		3571	3832	4030	4246	4480	4732	4930	5191	5452
			5704	6109	6919	7423	7684	7954	8215	8476	8728
N32JJWB	Wood Legs, Tablet Both Arms		4025	4286	4484	4700	4934	5186	5384	5645	5906
			6158	6563	7373	7877	8138	8408	8669	8930	9182

### DIMENSIONS


Width	67½	Arm Height	27	Seat Width	55¼	Weight	125
Depth	34½	Seat Height	19			Tablet Weight	137
Height	33	Seat Depth	21¼			Cubic Ft.	56.1
						Weight with Tablet Both Arms	149

• Contrasting fabric option – specify X (i.e., N32JJMRX); see page 524. For list pricing, use your electronic specification tool or contact customer service

### 3 SEAT LOUNGE



Metal Legs



Wood Legs

			A	B	C	D	E	F	G	H	I
			J	K	L	M	N	O	P	Q	R
N32LLM	Metal Legs	\$	3608	3866	4062	4276	4507	4756	4952	5210	5468
			5718	6118	6919	7418	7676	7943	8201	8459	8708
N32LLW	Wood Legs		3750	4008	4204	4418	4649	4898	5094	5352	5610
			5860	6260	7061	7560	7818	8085	8343	8601	8850
N32MMMR	Metal Legs, Tablet Right Arm		4059	4317	4513	4727	4958	5207	5403	5661	5919
			6169	6569	7370	7869	8127	8394	8652	8910	9159
N32MMML	Metal Legs, Tablet Left Arm		4059	4317	4513	4727	4958	5207	5403	5661	5919
			6169	6569	7370	7869	8127	8394	8652	8910	9159
N32MMMB	Metal Legs, Tablet Both Arms		4513	4771	4967	5181	5412	5661	5857	6115	6373
			6623	7023	7824	8323	8581	8848	9106	9364	9613
N32MMWR	Wood Legs, Tablet Right Arm		4202	4460	4656	4870	5101	5350	5546	5804	6062
			6312	6712	7513	8012	8270	8537	8795	9053	9302
N32MMWL	Wood Legs, Tablet Left Arm		4202	4460	4656	4870	5101	5350	5546	5804	6062
			6312	6712	7513	8012	8270	8537	8795	9053	9302
N32MMWB	Wood Legs, Tablet Both Arms		4657	4915	5111	5325	5556	5805	6001	6259	6517
			6767	7167	7968	8467	8725	8992	9250	9508	9757

### DIMENSIONS

Width	78	Arm Height	27	Seat Width	66¼	Weight	148
Depth	34½	Seat Height	19			Tablet Weight	160
Height	33	Seat Depth	21¼			Cubic Ft.	69.4
						Weight with Tablet Both Arms	172

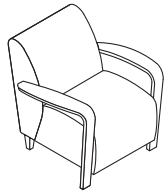
• Contrasting fabric option – specify X (i.e., N32MMMRX); see page 524. For list pricing, use your electronic specification tool or contact customer service

**TO ORDER, SPECIFY:**


1. Model Number
2. Fabric Grade Number
3. Cover Number
4. Power Grommet
5. Paint (when applicable)
6. Finish Designator (when applicable)
7. Glides

- See page 523 for Reno options
- See pages 537-538 for COM fabric yardage

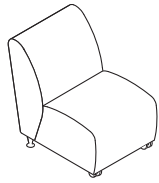
**1 SEAT LOUNGE  
WOOD ARMS**



Wood Arms



Armless – Metal Legs



Armless – Metal Legs – Mobile

**MODEL  
NO.**

**ALLIANCE PROGRAM PRICE GRADES**

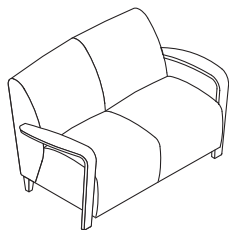
		A	B	C	D	E	F	G	H	I
		J	K	L	M	N	O	P	Q	R
N32TAAW	Wood Legs	\$ 2837	2918	2979	3047	3119	3198	3259	3341	3422
		3500	3626	3878	4035	4116	4200	4281	4363	4441
N32MAAM	Armless – Metal Legs	1915	1996	2057	2125	2197	2276	2337	2419	2500
		2578	2704	2956	3113	3194	3278	3359	3441	3519
N32MAAW	Armless – Wood Legs	2058	2139	2200	2268	2340	2419	2480	2562	2643
		2721	2847	3099	3256	3337	3421	3502	3584	3662
N32MBBM	Armless – Metal Legs – Mobile	2094	2175	2236	2304	2376	2455	2516	2598	2679
		2757	2883	3135	3292	3373	3457	3538	3620	3698
N32MBBW	Armless – Wood Legs – Mobile	2237	2318	2379	2447	2519	2598	2659	2741	2822
		2900	3026	3278	3435	3516	3600	3681	3763	3841

**DIMENSIONS**

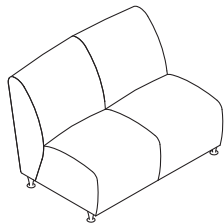
Width	32	Seat Height	19	Arm Height	27	Armless Weight	52
Armless Width	23	Seat Depth	21¼			Arm Weight	65
Depth	34½	Seat Width	22½			Armless Cubic Ft.	28.0
Height	33					Arm Cubic Ft.	32.0

- Contrasting fabric option – specify X (i.e., N32TAAWX); see page 524. For list pricing, use your electronic specification tool or contact customer service
- Cup holder not available

**2½ SEAT LOUNGE  
WOOD ARMS**



Wood Arms



Armless – Metal Legs

		A	B	C	D	E	F	G	H	I
		J	K	L	M	N	O	P	Q	R
N32THHW	Wood Legs	\$ 3651	3843	3988	4146	4318	4503	4648	4839	5031
		5215	5512	6106	6476	6667	6865	7057	7248	7433
N32MHHM	Armless – Metal Legs	2731	2923	3068	3226	3398	3583	3728	3919	4111
		4295	4592	5186	5556	5747	5945	6137	6328	6513
N32MHHW	Armless – Wood Legs	2873	3065	3210	3368	3540	3725	3870	4061	4253
		4437	4734	5328	5698	5889	6087	6279	6470	6655

**DIMENSIONS**

Width	65	Seat Height	19	Arm Height	27	Armless Weight	97
Armless Width	56	Seat Depth	21¼			Arm Weight	110
Depth	34½	Seat Width	55½			Armless Cubic Ft.	49.7
Height	33					Arm Cubic Ft.	56.1

- Contrasting fabric option – specify X (i.e., N32THHWX); see page 524. For list pricing, use your electronic specification tool or contact customer service
- Cup holder not available

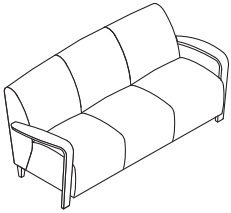
# RENO

## TO ORDER, SPECIFY:

1. Model Number
2. Fabric Grade Number
3. Cover Number
4. Power Grommet
5. Paint (when applicable)
6. Finish Designator (when applicable)
7. Glides

- See page 523 for Reno options
- See pages 537-538 for COM fabric yardage

### 3 SEAT LOUNGE WOOD ARMS



Wood Arms

### MODEL NO.

### ALLIANCE PROGRAM PRICE GRADES

			A	B	C	D	E	F	G	H	I
			J	K	L	M	N	O	P	Q	R
N32TLLW	Wood Legs	\$	4245	4410	4536	4672	4821	4980	5106	5271	5436
			5596	5852	6365	6685	6850	7021	7186	7351	7511

### DIMENSIONS

Width	75½	Seat Height	19	Arm Height	27	Weight	133
Depth	34½	Seat Depth	21¼			Cubic Ft.	69.4
Height	33	Seat Width	66				

- Contrasting fabric option – specify X (i.e., N32TLLWX); see page 524. For list pricing, use your electronic specification tool or contact customer service
- Cup holder not available




**TO ORDER, SPECIFY:**


1. Model Number
2. Fabric Grade Number
3. Cover Number
4. Power Grommet
5. Tablet and Finish (when applicable)
6. Paint (when applicable)
7. Wood Leg Finish (when applicable)

- See page 523 for Reno options
- See pages 537-538 for COM fabric yardage

**1 SEAT LOUNGE - SLIM**



Wood Legs



Wood Legs

**MODEL NO.**

**ALLIANCE PROGRAM PRICE GRADES**


		A	B	C	D	E	F	G	H	I
		J	K	L	M	N	O	P	Q	R
N32SAAM	Metal Legs	\$ 2147	2289	2397	2515	2642	2779	2887	3029	3171
		3309	3529	3970	4245	4387	4534	4676	4818	4955
N32SAAW	Wood Legs	2289	2431	2539	2657	2784	2921	3029	3171	3313
		3451	3671	4112	4387	4529	4676	4818	4960	5097
N32SCCMR	Metal Legs, Tablet Right Arm	2599	2741	2849	2967	3094	3231	3339	3481	3623
		3761	3981	4422	4697	4839	4986	5128	5270	5407
N32SCCML	Metal Legs, Tablet Left Arm	2599	2741	2849	2967	3094	3231	3339	3481	3623
		3761	3981	4422	4697	4839	4986	5128	5270	5407
N32SCCWR	Wood Legs, Tablet Right Arm	2742	2884	2992	3110	3237	3374	3482	3624	3766
		3904	4124	4565	4840	4982	5129	5271	5413	5550
N32SCCWL	Wood Legs, Tablet Left Arm	2742	2884	2992	3110	3237	3374	3482	3624	3766
		3904	4124	4565	4840	4982	5129	5271	5413	5550

**DIMENSIONS**


Width	32	Arm Height	27	Seat Width	22	Weight	74
Depth	31	Seat Height	19			Tablet Weight	87
Height	33	Seat Depth	21¼			Cubic Ft.	32.0

- Contrasting fabric option – specify X (i.e., N32SCCMRX); see page 524. For list pricing, use your electronic specification tool or contact customer service
- Cup holder not available

**MOBILE 1 SEAT LOUNGE - SLIM**



Metal Legs



Wood Legs

		A	B	C	D	E	F	G	H	I
		J	K	L	M	N	O	P	Q	R
N32SBBM	Metal Legs	\$ 2327	2469	2577	2695	2822	2959	3067	3209	3351
		3489	3709	4150	4425	4567	4714	4856	4998	5135
N32SBBW	Wood Legs	2470	2612	2720	2838	2965	3102	3210	3352	3494
		3632	3852	4293	4568	4710	4857	4999	5141	5278
N32SDDMR	Metal Legs, Tablet Right Arm	2764	2906	3014	3132	3259	3396	3504	3646	3788
		3926	4146	4587	4862	5004	5151	5293	5435	5572
N32SDDML	Metal Legs, Tablet Left Arm	2764	2906	3014	3132	3259	3396	3504	3646	3788
		3926	4146	4587	4862	5004	5151	5293	5435	5572
N32SDDWR	Wood Legs, Tablet Right Arm	2905	3047	3155	3273	3400	3537	3645	3787	3929
		4067	4287	4728	5003	5145	5292	5434	5576	5713
N32SDDWL	Wood Legs, Tablet Left Arm	2905	3047	3155	3273	3400	3537	3645	3787	3929
		4067	4287	4728	5003	5145	5292	5434	5576	5713

**DIMENSIONS**

Width	32	Arm Height	27	Seat Width	22	Weight	74
Depth	31	Seat Height	19			Tablet Weight	87
Height	33	Seat Depth	21¼			Cubic Ft.	32.0

- Contrasting fabric option – specify X (i.e., N32SDDMRX); see page 524. For list pricing, use your electronic specification tool or contact customer service
- Features a handle on the back for ease of mobility
- Paint finish option represents handle on wood leg models and legs and handle on metal leg models
- Cup holder not available

# RENO

## TO ORDER, SPECIFY:


1. Model Number
2. Fabric Grade Number
3. Cover Number
4. Power Grommet
5. Tablet and Finish (when applicable)
6. Paint (when applicable)
7. Wood Leg Finish (when applicable)

- See page 523 for Reno options
- See pages 537-538 for COM fabric yardage


### 2½ SEAT LOUNGE - SLIM

#### MODEL NO.

#### ALLIANCE PROGRAM PRICE GRADES



Metal Legs



Wood Legs

			A	B	C	D	E	F	G	H	I
			J	K	L	M	N	O	P	Q	R
N32SHHM	Metal Legs	\$	2977	3238	3436	3652	3886	4138	4336	4597	4858
			5110	5515	6325	6829	7090	7360	7621	7882	8134
N32SHHW	Wood Legs		3120	3381	3579	3795	4029	4281	4479	4740	5001
			5253	5658	6468	6972	7233	7503	7764	8025	8277
N32SJMR	Metal Legs, Tablet Right Arm		3429	3690	3888	4104	4338	4590	4788	5049	5310
			5562	5967	6777	7281	7542	7812	8073	8334	8586
N32SJJML	Metal Legs, Tablet Left Arm		3429	3690	3888	4104	4338	4590	4788	5049	5310
			5562	5967	6777	7281	7542	7812	8073	8334	8586
N32SJJMB	Metal Legs, Tablet Both Arms		3882	4143	4341	4557	4791	5043	5241	5502	5763
			6015	6420	7230	7734	7995	8265	8526	8787	9039
N32SJJWR	Wood Legs, Tablet Right Arm		3571	3832	4030	4246	4480	4732	4930	5191	5452
			5704	6109	6919	7423	7684	7954	8215	8476	8728
N32SJJWL	Wood Legs, Tablet Left Arm		3571	3832	4030	4246	4480	4732	4930	5191	5452
			5704	6109	6919	7423	7684	7954	8215	8476	8728
N32SJJWB	Wood Legs, Tablet Both Arms		4025	4286	4484	4700	4934	5186	5384	5645	5906
			6158	6563	7373	7877	8138	8408	8669	8930	9182

#### DIMENSIONS

Width	65	Arm Height	27	Seat Width	55¼	Weight	117
Depth	31	Seat Height	19			Cubic Ft.	56.0
Height	33	Seat Depth	21¼			Tablet Weight	129
						Cubic Ft	56.1
						Weight with Tablet Both Arms	141

- Contrasting fabric option – specify X (i.e., N32SHMX); see page 524. For list pricing, use your electronic specification tool or contact customer service
- Cup holder not available

**TO ORDER, SPECIFY:**


1. Model Number
2. Fabric Grade Number
3. Cover Number
4. Power Grommet
5. Tablet and Finish (when applicable)
6. Paint (when applicable)
7. Wood Leg Finish (when applicable)

- See page 523 for Reno options
- See pages 537-538 for COM fabric yardage


**3 SEAT LOUNGE - SLIM**

**MODEL NO.**

**ALLIANCE PROGRAM PRICE GRADES**



Metal Legs



Wood Legs

MODEL NO.			A	B	C	D	E	F	G	H	I
			J	K	L	M	N	O	P	Q	R
			N32SLLM	Metal Legs	\$	3608	3866	4062	4276	4507	4756
			5718	6118	6919	7418	7676	7943	8201	8459	8708
N32SLLW	Wood Legs		3750	4008	4204	4418	4649	4898	5094	5352	5610
			5860	6260	7061	7560	7818	8085	8343	8601	8850
N32SMMMR	Metal Legs, Tablet Right Arm		4059	4317	4513	4727	4958	5207	5403	5661	5919
			6169	6569	7370	7869	8127	8394	8652	8910	9159
N32SMMML	Metal Legs, Tablet Left Arm		4059	4317	4513	4727	4958	5207	5403	5661	5919
			6169	6569	7370	7869	8127	8394	8652	8910	9159
N32SMMMB	Metal Legs, Tablet Both Arms		4513	4771	4967	5181	5412	5661	5857	6115	6373
			6623	7023	7824	8323	8581	8848	9106	9364	9613
N32SMMWR	Wood Legs, Tablet Right Arm		4202	4460	4656	4870	5101	5350	5546	5804	6062
			6312	6712	7513	8012	8270	8537	8795	9053	9302
N32SMMWL	Wood Legs, Tablet Left Arm		4202	4460	4656	4870	5101	5350	5546	5804	6062
			6312	6712	7513	8012	8270	8537	8795	9053	9302
N32SMMWB	Wood Legs, Tablet Both Arms		4657	4915	5111	5325	5556	5805	6001	6259	6517
			6767	7167	7968	8467	8725	8992	9250	9508	9757

**DIMENSIONS**

Width	75½	Arm Height	27	Seat Width	66¼	Weight	139
Depth	31	Seat Height	19			Cubic Ft.	69.4
Height	33	Seat Depth	21¼			Tablet Weight	151
						Cubic Ft.	69.4
						Weight with Tablet Both Arms	163

- Contrasting fabric option – specify X (i.e., N32SLLMX); see page 524. For list pricing, use your electronic specification tool or contact customer service
- Cup holder not available

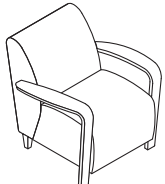
# RENO

## TO ORDER, SPECIFY:

1. Model Number
2. Fabric Grade Number
3. Cover Number
4. Power Grommet
5. Paint (when applicable)
6. Wood Leg Finish (when applicable)

- See page 523 for Reno options
- See pages 537-538 for COM fabric yardage

### 1 SEAT LOUNGE WOOD ARMS - SLIM



Wood Arms

### MODEL NO.

### ALLIANCE PROGRAM PRICE GRADES

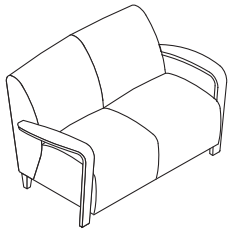
			A	B	C	D	E	F	G	H	I
			J	K	L	M	N	O	P	Q	R
N32STAAW	Arms - Wood Leg	\$	2837	2918	2979	3047	3119	3198	3259	3341	3422
			3500	3626	3878	4035	4116	4200	4281	4363	4441

### DIMENSIONS

Width	29	Seat Height	19	Arm Height	27	Weight	63
Depth	31	Seat Depth	21¼			Cubic Ft.	32.0
Height	33	Seat Width	22½				

• Contrasting fabric option – specify X (i.e., N32STAAWX); see page 524. For list pricing, use your electronic specification tool or contact customer service

### 2½ SEAT LOUNGE WOOD ARMS - SLIM



Wood Arms

			A	B	C	D	E	F	G	H	I
			J	K	L	M	N	O	P	Q	R
N32STHHW	Arms - Wood Leg	\$	3651	3843	3988	4146	4318	4503	4648	4839	5031
			5215	5512	6106	6476	6667	6865	7057	7248	7433

### DIMENSIONS

Width	62	Seat Height	19	Arm Height	27	Weight	100
Depth	31	Seat Depth	21¼			Cubic Ft.	56.1
Height	33	Seat Width	55½				

• Contrasting fabric option – specify X (i.e., N32STHHWX); see page 524. For list pricing, use your electronic specification tool or contact customer service

**LOUNGE TO ORDER, SPECIFY:**

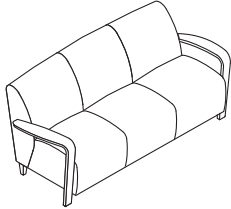
1. Model Number
2. Fabric Grade Number
3. Cover Number
4. Power Grommet
5. Paint (when applicable)
6. Wood Leg Finish (when applicable)

**PULL-UP TABLE TO ORDER, SPECIFY:**

1. Model Number
2. Laminate or Finish
3. Paint

- See page 523 for Reno options
- See pages 537-538 for COM fabric yardage

**3 SEAT LOUNGE WOOD ARMS - SLIM**



Wood Arms

**MODEL NO.**

**ALLIANCE PROGRAM PRICE GRADES**

		A	B	C	D	E	F	G	H	I
		J	K	L	M	N	O	P	Q	R
N32STLLW	Arms	\$ 4245	4410	4536	4672	4821	4980	5106	5271	5436
		5596	5852	6365	6685	6850	7021	7186	7351	7511

**DIMENSIONS**

Width	73	Seat Height	19	Arm Height	27	Weight	121
Depth	31	Seat Depth	21¼			Cubic Ft.	69.4
Height	33	Seat Width	66½				

- Contrasting fabric option – specify X (i.e., N32STLLWX); see page 524. For list pricing, use your electronic specification tool or contact customer service

**PERSONAL PULL-UP TABLE**



**MODEL NO.**

**LIST PRICE**

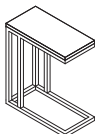
10N1622RTPUW	Wood	\$ 1162
10N1622RTPUL	Laminate	1162

**DIMENSIONS**

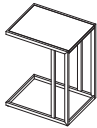
Width	22	Weight	32
Depth	13¾	Cubic Ft.	9.25
Height	28½		

- 50 lb. weight limit
- Specify metal finish (423) Concrete, (462) Cinder, (463) Iron, (501) Platinum Metallic, or (503) Satin Nickel Metallic
- Veneer species is maple
- Acorn is the laminate/wood complement to Clear Walnut finish

**PERSONAL PULL-UP TABLE**



White Marble



Black Marble

10N1120RTPU2SS	White Marble	\$ 819
10N1620RTPU2SB	Black Marble	819

**DIMENSIONS - WHITE MARBLE**

Width	20	Weight	30
Depth	11	Cubic Ft.	5
Height	25		

**DIMENSIONS - BLACK MARBLE**

Width	20	Weight	30
Depth	16	Cubic Ft.	6.95
Height	25		

- 50 lb. weight limit
- White Marble model has a Platinum Metallic base; Black Marble model has a Cinder base
- 10N1620RTPU2SB top material is Porcelain with pattern Nero Marquina
- 10N1120RTPU2SS top material is Natural Marble species of Bianco Crown Marble
- Specify model number only

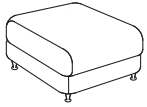
# RENO

## TO ORDER, SPECIFY:

1. Model Number
2. Fabric Grade Number
3. Cover Number
4. Paint (when applicable)
5. Wood Leg Finish (when applicable)

- See page 523 for Reno options
- See pages 537-538 for COM fabric yardage

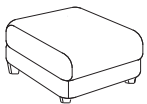
### 1 SEAT BENCH



Metal Legs



Wood Legs



Mobile

### MODEL NO.

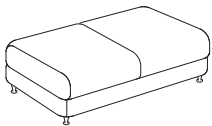
### ALLIANCE PROGRAM PRICE GRADES

		A	B	C	D	E	F	G	H	I
		J	K	L	M	N	O	P	Q	R
N32KKM	Metal Legs	\$ 811	851	880	913	948	986	1015	1054	1094
		1131	1192	1314	1389	1428	1469	1508	1547	1585
N32KKW	Wood Legs	956	996	1025	1058	1093	1131	1160	1199	1239
		1276	1337	1459	1534	1573	1614	1653	1692	1730
N32KKC	Mobile	1046	1086	1115	1148	1183	1221	1250	1289	1329
		1366	1427	1549	1624	1663	1704	1743	1782	1820

### DIMENSIONS

Width	24	Weight	28
Depth	24	Cubic Ft.	13.5
Height	17½		

### 2½ SEAT BENCH



Metal Legs



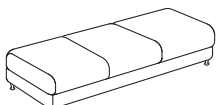
Wood Legs

		A	B	C	D	E	F	G	H	I
		J	K	L	M	N	O	P	Q	R
N32HKM	Metal Legs	\$ 1806	1904	1979	2061	2149	2244	2319	2418	2516
		2612	2765	3071	3261	3360	3462	3560	3659	3754
N32HKW	Wood Legs	1951	2049	2124	2206	2294	2389	2464	2563	2661
		2757	2910	3216	3406	3505	3607	3705	3804	3899

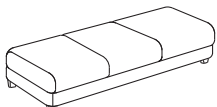
### DIMENSIONS

Width	56	Weight	57
Depth	24	Cubic Ft.	16.9
Height	17½		

### 3 SEAT BENCH



Metal Legs



Wood Legs

		A	B	C	D	E	F	G	H	I
		J	K	L	M	N	O	P	Q	R
N32LKM	Metal Legs	\$ 2097	2190	2261	2337	2421	2510	2581	2673	2766
		2856	3000	3288	3467	3560	3656	3749	3841	3931
N32LKW	Wood Legs	2242	2335	2406	2482	2566	2655	2726	2818	2911
		3001	3145	3433	3612	3705	3801	3894	3986	4076

### DIMENSIONS

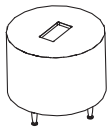
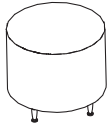
Width	68	Weight	68
Depth	24	Cubic Ft.	17.3
Height	17½		

**TO ORDER, SPECIFY:**

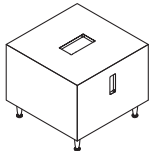
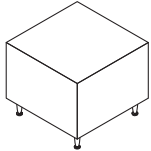
1. Model Number
2. Surface Grommet
3. Side Grommet (when applicable)
4. Wood/Laminate Finish
5. Paint (when applicable)
6. Finish

• See page 523 for Reno options

**END TABLE**



Optional Surface Grommet Location



Optional Surface and Side Grommet Locations

**MODEL NO.**

**LIST PRICE**

**ROUND**

N32T24ENW	Wood	\$ 1594
N32T24ENL	Laminate	1342

**DIMENSIONS (Round Models)**

Diameter	24	Weight	35
Height	20 <sup>1</sup> / <sub>16</sub>	Cubic Ft.	11.0

- Side grommet not available on round models
- Optional surface grommet cutout available in G12, G17, and G23 cutout

**SQUARE**

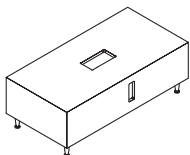
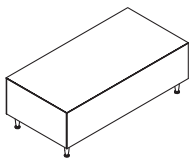
N32T2424ENW	Wood	\$ 1594
N32T2424ENL	Laminate	1342

**DIMENSIONS (Square Models)**

Width	24	Weight	55
Depth	24	Cubic Ft.	12.6
Height	20 <sup>1</sup> / <sub>16</sub>		

- Optional surface grommet cutout available in G12, G17, and G23 cutout
- Optional side grommet cutout on square table available in G23 cutout
- Some assembly required; feet are field installed
- Power grommet sold separately; reference page 797 for pricing and details
- Optional glass and solid surface kits available; reference page 518 in the Tables Price List

**MAGAZINE TABLE**



Optional Surface and Side Grommet Locations

N32T2448MGW	Wood	\$ 1709
N32T2448MGL	Laminate	1464

**DIMENSIONS**

Width	48	Weight	77
Depth	24	Cubic Ft.	19.1
Height	16 <sup>1</sup> / <sub>16</sub>		

- Optional surface grommet cutout available in G12, G17, and G23 cutout
- Optional side grommet cutout available in G23 cutout
- Some assembly required; feet are field installed
- Power grommet sold separately; reference page 797 for pricing and details
- Optional glass and solid surface kits available; reference page 518 in the Tables Price List

RENO

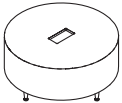
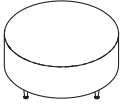
# RENO

## TO ORDER, SPECIFY:

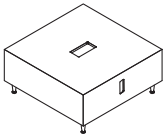
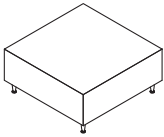
1. Model Number
2. Surface Grommet
3. Side Grommet (when applicable)
4. Wood/Laminate Finish
5. Paint (when applicable)
6. Finish

• See page 523 for Reno options

### COFFEE TABLE



Optional Surface Grommet Location



Optional Surface and Side Grommet Locations

### MODEL NO.

### LIST PRICE

#### ROUND

N32T36MGW	Wood	\$ 1778
N32T36MGL	Laminate	1534

#### DIMENSIONS (Round Models)

Diameter	36 <sup>1</sup> / <sub>16</sub>	Weight	55
Height	16 <sup>1</sup> / <sub>16</sub>	Cubic Ft.	18.6

- Side grommet not available on round models
- Optional surface grommet cutout available in G12, G17, and G23 cutout

#### SQUARE

N32T3636MGW	Wood	\$ 1778
N32T3636MGL	Laminate	1534

#### DIMENSIONS (Square Models)

Width	36	Weight	65
Depth	36	Cubic Ft.	15
Height	16 <sup>1</sup> / <sub>16</sub>		

- Optional surface grommet cutout available in G12, G17, and G23 cutout
- Optional side grommet cutout on square table available in G23 cutout
- Some assembly required; feet are field installed
- Power grommet sold separately; reference page 797 for pricing and details
- Optional glass and solid surface kits available; reference page 518 in the Tables Price List



## COM YARDAGE REQUIREMENTS

### COM YARDAGE REQUIREMENTS (54" WIDTH – CUT UP THE ROLL)

MODEL	RAILROADED Contact customer service 800-634-9510 for ydg requirements	NON DIRECTIONAL OR SOLID	1"-4" REPEAT	5"-11" REPEAT	12"-18" REPEAT	COL SQUARE FEET	
			4" VERTICAL X 4" HORIZONTAL	11" VERTICAL X 11" HORIZONTAL	18" VERTICAL X 18" HORIZONTAL		
N32AAM, N32AAW, N32BBM, N32BBW, N32CCML, N32CCMR, N32CCWL, N32CCWR, N32DDMR, N32DDML, N32DDWR, N32DDWL			4.90	5.60	7.30	8.90	98
N32SAAM, N32SAAW, N32SBBM, N32SBBW, N32SCCML, N32SCCMR, N32SCCWL, N32SCCWR, N32SDDMR, N32SDDML, N32SDDWR, N32SDDWL			5.00	6.40	6.90	8.30	100
N32HHM, N32HHW, N32JJMR, N32JJML, N32JJMB, N32JJWR, N32JJWL, N32JJWB			9.00	10.00	10.70	12.30	179
N32SHHM, N32SHHW, N32SJMR, N32SJML, N32SJMB, N32SJWR, N32SJWL, N32SJWB			9.30	10.80	10.90	13.20	185
N32LLM, N32LLW, N32MMMR, N32MMML, N32MMMB, N32MMWR, N32MMWL, N32MMWB			8.90	13.50	14.70	16.90	177
N32SLLM, N32SLLW, N32SMMMR, N32SMMML, N32SMMMB, N32SMMWR, N32SMMWL, N32SMMWB			8.60	10.90	15.50	17.80	171
N32AAMX, N32AAWX, N32BBMX, N32BBWX, N32CCMLX, N32CCMRX, N32CCWLX, N32CCWRX, N32DDMRX, N32DDMLX, N32DDWRX, N32DDWLX	Arm Seat Back	2.80 1.20 2.00	3.40 1.80 2.20	3.80 2.10 2.50	6.00 2.40 2.20	56 24 40	
N32SAAMX, N32SAAWX, N32SBBMX, N32SBBWX, N32SCCMLX, N32SCCMRX, N32SCCWLX, N32SCCWRX, N32SDDMRX, N32SDDMLX, N32SDDWRX, N32SDDWLX	Arm Seat Back	3.00 1.60 1.90	3.10 1.70 2.00	3.40 2.40 2.10	4.00 3.40 2.40	60 32 38	
N32HHMX, N32HHWX, N32JJMRX, N32JJMLX, N32JJMBX, N32JJWRX, N32JJWLX, N32JJWBX	Arm Seat Back	2.80 2.90 3.90	3.40 3.40 4.20	3.80 3.90 5.00	6.00 2.90 5.20	56 58 78	
N32SHHMx, N32SHHWX, N32SJMRX, N32SJMLX, N32SJMBX, N32SJWRX, N32SJWLX, N32SJWBX	Arm Seat Back	3.00 3.70 3.70	3.10 3.90 3.90	3.40 4.90 4.10	4.00 6.20 5.10	60 74 74	
N32LLMX, N32LLWX, N32MMMRX, N32MMMLX, N32MMMBX, N32MMWRX, N32MMWLX, N32MMWBX	Arm Seat Back	2.80 3.40 3.90	3.40 4.80 6.30	3.80 5.00 7.40	6.00 6.40 6.20	56 68 78	
N32SLLMX, N32SLLWX, N32SMMMRX, N32SMMMLX, N32SMMMBX, N32SMMWRX, N32SMMWLX, N32SMMWBX	Arm Seat Back	3.00 3.40 3.70	3.10 4.60 3.80	3.40 7.30 5.80	4.00 9.40 6.40	60 68 74	

RENO

## COM YARDAGE REQUIREMENTS

### COM YARDAGE REQUIREMENTS (54" WIDTH – CUT UP THE ROLL)

MODEL	RAILROADED Contact customer service 800-634-9510 for ydg requirements	NON DIRECTIONAL OR SOLID	1"-4" REPEAT	5"-11" REPEAT	12"-18" REPEAT	COL SQUARE FEET
			4" VERTICAL X 4" HORIZONTAL	11" VERTICAL X 11" HORIZONTAL	18" VERTICAL X 18" HORIZONTAL	
N32KKC, N32KKM, N32KKW		1.60	2.30	3.40	4.80	32
N32HKM, N32HKW		3.40	4.60	5.10	7.20	68
N32LKM, N32LKW		3.20	3.70	7.00	7.20	64
N32THHW, N32MHHM, N32MHHW		6.60	7.00	8.20	7.50	132
N32MBBM, N32TAAW, N32MBBW		2.80	3.00	4.20	4.40	56
N32MBBMX, N32MBBW, X, N32TAAWX	Seat Back	1.30 1.90	2.10 2.00	2.50 2.30	2.70 2.50	26 38
N32MHHMX, N32MHHW, X, N32THHWX	Seat Back	3.10 3.60	3.50 3.90	3.70 5.30	4.20 4.50	62 72
N32TLLW		5.70	6.10	10.60	8.00	113.5
N32TLLWX	Seat Back	2.40 3.60	3.30 3.70	5.00 6.60	4.20 4.50	48 72
N32STA AW		2.70	2.80	4.00	4.40	54
N32STH HW		6.40	6.80	7.80	7.50	127.5
N32STL LW		5.40	5.70	10.20	7.50	107.5
N32STA AWX	Seat Back	1.30 1.70	2.10 1.80	2.40 2.20	2.70 2.40	26 34
N32STH HWX	Seat Back	3.20 3.40	3.50 3.60	3.70 4.50	4.20 4.40	64 68
N32STL LWX	Seat Back	2.40 3.40	3.30 3.40	4.90 5.90	4.20 4.40	48 68

RENO