

---

# Superkool

Product Specifications	560
Fabrics and Options	561
Contrasting Fabric	562
Product Pages	563
COM Yardage Requirements	569

## SUPERKOOL

### SUPERKOOL PRODUCT SPECIFICATIONS

#### FEATURES

- Extensive line offering low and high back seating in lounge and side models
- Lounge chairs and ottomans are offered with three base options:
  - Metal sled base
  - Maple wood 4-leg base
  - 4-Star base (swivels on chairs)
- Side chairs are a smaller scale chair than lounges; they are available in four base options:
  - Metal sled base
  - Beech wood 4-leg base
  - 4-Star swivel base
  - 5-Star adjustable height base with casters

#### SEAT AND BACK CONSTRUCTION

- Seat and back are fully upholstered

#### BASES

- 4-Star base swivels 360° and features a chrome finish
- Four leg base is solid hardwood and available in a variety of wood finishes
- Plastic glides are standard on 4-star swivel base and sled bases
- Side chairs are offered in 5-star adjustable height, swivel tilt base with casters, along with the other bases shown

#### CONTRASTING UPHOLSTERY

- Contrasting upholstery may be specified on high back models: upper back, lower back, arms and seat

#### OTTOMANS

- Feature a "roundish," upholstered cushion to complement lounge chairs
- Offered in sled, 4-leg, and 4-star base models

#### ROUND TABLES

- Round tables are available in three heights and feature a chrome, 4-star base
- Tops are solid maple hardwood and available in Frosty White paint or wood finishes



## **SURFACE MATERIALS**

See the Kimball Hospitality Surface Materials Reference Guide at [kimballhospitality.com](http://kimballhospitality.com) for a complete overview of our materials program, including:

- Characteristics of wood
- Special wood finishes
- Customer specified laminate (CSL)
- Customer specified paint (CSP)
- Fabric application and colorways
- Customer's own material (COM) process overview
- Alliance program

### **ALLIANCE FABRIC PROGRAM**

Kimball Hospitality has analyzed each model to most accurately reflect the COM/COL yardage requirements shown on page 569.

The yardage requirement for each model is based on 54" wide fabric and cutting the fabric up the roll.

If repeat is larger than 18", contact Customer Service to confirm the correct amount of yardage required. When ordering 10 or more chairs in the same COM, yardage requirements may be reduced.

Contact Customer Service.

### **PRICE GRADES A-R**

See Surface Materials at [www.kimballhospitality.com](http://www.kimballhospitality.com) for a wide variety of graded-in fabrics from Arc-Com, CF Stinson, Designtex, Maharam, Momentum, and Ultrafabrics.

### **FABRIC SAMPLES**

If you need samples for presentation(s), contact our alliance partners directly at:

Arc-Com	800.223.5466	<a href="http://arc-com.com">arc-com.com</a>
Designtex	800.221.1540	<a href="http://designtex.com">designtex.com</a>
CF Stinson	800.841.6279	<a href="http://cfstinson.com">cfstinson.com</a>
Maharam	800.645.3943	<a href="http://maharam.com">maharam.com</a>
Momentum	800.366.6839	<a href="http://memosamples.com">memosamples.com</a>
Ultrafabrics	877.309.6648	<a href="http://ultrafabricsllc.com">ultrafabricsllc.com</a>

## **WOOD FINISHES**

### **PRICE GROUP 1**

MC	Amber Cherry
CC	Cordoba Cherry
MH	Mocha Cherry
SC	Sedona Cherry
IM	Brighton Maple
TM	Huntington Maple
ES	Espresso Walnut
MW	Midtown Walnut
TW	Tribeca Walnut
UW	Urban Walnut
AD	Almond Straight Grain
CO	Canyon Straight Grain
DF	Driftwood Straight Grain
YO	Monterey Straight Grain
PB	Portobello Straight Grain
792	Sable Straight Grain
NW	Tuscan Straight Grain

IMPORTANT: Wood finishes applied to solid hardwood are complementary to the same wood finish applied to wood veneer, but not an exact match  
Contact Customer Service for more information

## **PAINT**

### **TABLES**

488 Frosty White

## **NON-PAINT**

### **SLED AND SWIVEL BASES**

490 Chrome

## **THREAD**

MATCH	CLOSEST MATCH
WHITE	721Q_WHITE
BLACK	744Q_BLACK
RED	757Q_RED
ORANGE	755Q_ORANGE
GOLD	763Q_LT BROWN
GREEN	799Q_DK GREEN
DK JADE	781Q_DK JADE
NAVY	765Q_NAVY
BROWN	793Q_SADDLE

## **CASTERS**

### **5-STAR ADJUSTABLE BASE ONLY**

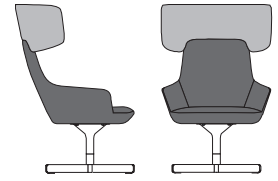
C36 Black, dual-wheel caster

## TO ORDER CONTRASTING FABRIC, SPECIFY

### SUPERKOOL

#### High Back Lounge Chair page 563

1. Model Number plus "X"
2. Upper Back Upholstery Grade
3. Upper Back Upholstery Number
4. Lower Back, Seat, and Arms Upholstery Grade
5. Lower Back, Seat, and Arms Upholstery Number
6. Metal Finish Designator (Sled and Swivel models only)
7. Wood Finish Price Group (Wood 4-Leg models only)
8. Wood finish designator (Wood 4-Leg models only)
9. Decorative Stitching Thread Color



Contrasting Fabric may be specified on upper back, lower back, arms, and seat

#### High Back Side Chair page 565

1. Model Number plus "X"
2. Upper Back Upholstery Grade
3. Upper Back Upholstery Number
4. Lower Back, Seat, and Arms Upholstery Grade
5. Lower Back, Seat, and Arms Upholstery Number
6. Metal Finish Designator (Sled and Swivel models only)
7. Wood Finish Price Group (Wood 4-Leg models only)
8. Wood finish designator (Wood 4-Leg models only)
9. Decorative Stitching Thread Color
10. Casters designator (5-Star Adjustable Height Base models only)

**TO ORDER, SPECIFY:**


1. Model Number
2. Upper Back Upholstery Grade
3. Upper Back Upholstery Number
4. Lower Back, Seat, and Arms Upholstery Grade
5. Lower Back, Seat, and Arms Upholstery Number
6. Metal Finish Designator (Sled and Swivel models only)
7. Wood Finish Price Group (Wood 4-Leg models only)
8. Wood Finish Designator (Wood 4-Leg models only)
9. Decorative Stitching Thread Color

- See page 561 for Superkool options
- See page 569 for COM fabric yardage

**HIGH BACK LOUNGE CHAIR**

**MODEL NO.**

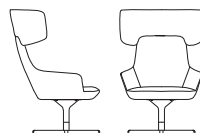
**ALLIANCE PROGRAM PRICE GRADES**



Metal Sled Base



Wood 4-Leg Base



4-Star Swivel Base

		A	B	C	D	E	F	G	H	I
		J	K	L	M	N	O	P	Q	R
KC2L1MHB	Metal Sled Base	\$ 2749	2840	2912	2983	3058	3149	3201	3299	3380
		3464	3601	3874	4046	4082	4114	4157	4199	4387
KC2L1WHB	Wood 4-Leg Base	3022	3113	3185	3256	3331	3422	3474	3572	3653
		3737	3874	4147	4319	4355	4387	4430	4472	4660
KC2L1STHB	4-Star Swivel Base	2889	2980	3052	3123	3198	3289	3341	3439	3520
		3604	3741	4014	4186	4222	4254	4297	4339	4527

**DIMENSIONS**

Width	28 <sup>1</sup> / <sub>6</sub>	Seat Height	17 <sup>1</sup> / <sub>2</sub>	Arm Height	20 <sup>1</sup> / <sub>2</sub>	Weight
Depth	31 <sup>1</sup> / <sub>6</sub>	Seat Depth	20 <sup>1</sup> / <sub>2</sub>			Cubic Ft.
Height	42	Seat Width	22 <sup>1</sup> / <sub>6</sub>			

• Contrasting fabric option – specify X (i.e., KC2L1MHBX); see page 562. For list pricing, use your electronic specification tool or contact customer service

# SUPERKOOOL

**TO ORDER, SPECIFY:**

1. Model Number
2. Back, Seat, and Arms Upholstery Grade
3. Back, Seat, and Arms Upholstery Number
4. Metal Finish Designator (Sled and Swivel models only)
5. Wood Finish Price Group (Wood 4-Leg models only)
6. Wood Finish Designator (Wood 4-Leg models only)
7. Decorative Stitching Thread Color

- See page 561 for Superkool options
- See page 569 for COM fabric yardage


**LOW BACK LOUNGE CHAIR**

**MODEL NO.**

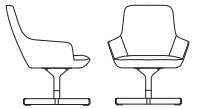
**ALLIANCE PROGRAM PRICE GRADES**



Metal Sled Base



Wood 4-Leg Base



4-Star Swivel Base

			A	B	C	D	E	F	G	H	I
			J	K	L	M	N	O	P	Q	R
KC2L1MLB	Metal Sled Base	\$	2426	2489	2539	2588	2640	2703	2739	2807	2863
			2921	3016	3205	3324	3349	3371	3401	3430	3560
KC2L1WLB	Wood 4-Leg Base		2566	2629	2679	2728	2780	2843	2879	2947	3003
			3061	3156	3345	3464	3489	3511	3541	3570	3700
KC2L1STLB	4-Star Swivel Base		2562	2625	2675	2724	2776	2839	2875	2943	2999
			3057	3152	3341	3460	3485	3507	3537	3566	3696

**DIMENSIONS**

Width	27 <sup>1</sup> / <sub>16</sub>	Seat Height	17 <sup>1</sup> / <sub>2</sub>	Arm Height	20 <sup>1</sup> / <sub>2</sub>	Weight
Depth	28 <sup>9</sup> / <sub>16</sub>	Seat Depth	20 <sup>1</sup> / <sub>2</sub>			Cubic Ft.
Height	33 <sup>3</sup> / <sub>16</sub>	Seat Width	22 <sup>1</sup> / <sub>2</sub>			

**TO ORDER, SPECIFY:**

1. Model Number
2. Upper Back Upholstery Grade
3. Upper Back Upholstery Number
4. Lower Back, Seat, and Arms Upholstery Grade
5. Lower Back, Seat, and Arms Upholstery Number
6. Metal Finish Designator (Sled and Swivel models only)
7. Wood Finish Price Group (Wood 4-Leg models only)
8. Wood Finish Designator (Wood 4-Leg models only)
9. Decorative Stitching Thread Color
10. Casters Designator (5-Star Adjustable Height Base models only)

- See page 561 for Superkool options
- See page 569 for COM fabric yardage

**HIGH BACK SIDE CHAIR**

**MODEL NO.**

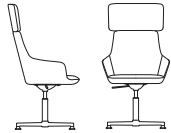
**ALLIANCE PROGRAM PRICE GRADES**



Metal Sled Base



Wood 4-Leg Base



4-Star Swivel Base



5-Star Adjustable Height Base with Casters

		A	B	C	D	E	F	G	H	I
		J	K	L	M	N	O	P	Q	R
KC2G1MHB	Metal Sled Base	\$ 2243	2334	2406	2477	2552	2643	2695	2793	2874
		2958	3095	3368	3540	3576	3608	3651	3693	3881
KC2G1WHB	Wood 4-Leg Base	2617	2708	2780	2851	2926	3017	3069	3167	3248
		3332	3469	3742	3914	3950	3982	4025	4067	4255
KC2G14STHB	4-Star Swivel Base	2378	2469	2541	2612	2687	2778	2830	2928	3009
		3093	3230	3503	3675	3711	3743	3786	3828	4016
KC2G15STHB	5-Star Adjustable Height Base with Casters	2615	2706	2778	2849	2924	3015	3067	3165	3246
		3330	3467	3740	3912	3948	3980	4023	4065	4253

**DIMENSIONS**

Width	24¼	Seat Height	19½	Arm Height	23½	Weight	
Depth	28⅝	Adjustable Height		Adjustable Height		Cubic Ft.	
Height	42	Seat Height	19½-23⅝	Arm Height	23½-27½		
Adjustable Height		Seat Depth	17				
Height	42-46	Seat Width	19½				

• Contrasting fabric option – specify X (i.e., KC2G1MHBX); see page 562. For list pricing, use your electronic specification tool or contact customer service

# SUPERKOOOL

**TO ORDER, SPECIFY:**


1. Model Number
2. Back, Seat, and Arms Upholstery Grade
3. Back, Seat, and Arms Upholstery Number
4. Metal Finish Designator (Sled and Swivel models only)
5. Wood Finish Price Group (Wood 4-Leg models only)
6. Wood Finish Designator (Wood 4-Leg models only)
7. Decorative Stitching Thread Color

- See page 561 for Superkool options
- See page 569 for COM fabric yardage


**LOW BACK SIDE CHAIR**

**MODEL NO.**

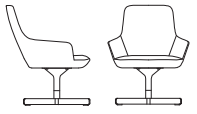
**ALLIANCE PROGRAM PRICE GRADES**



Metal Sled Base



Wood 4-Leg Base



4-Star Swivel Base



5-Star Adjustable Height Base with Casters

MODEL NO.	Description	Price	A	B	C	D	E	F	G	H	I
			J	K	L	M	N	O	P	Q	R
KC2G1MLB	Metal Sled Base	\$	1906	1969	2019	2068	2120	2183	2219	2287	2343
			2401	2496	2685	2804	2829	2851	2881	2910	3040
KC2G1WLB	Wood 4-Leg Base		2360	2423	2473	2522	2574	2637	2673	2741	2797
			2855	2950	3139	3258	3283	3305	3335	3364	3494
KC2G14STLB	4-Star Swivel Base		2090	2153	2203	2252	2304	2367	2403	2471	2527
			2585	2680	2869	2988	3013	3035	3065	3094	3224
KC2G15STLB	5-Star Adjustable Height Base with Casters		2254	2317	2367	2416	2468	2531	2567	2635	2691
			2749	2844	3033	3152	3177	3199	3229	3258	3388

**DIMENSIONS**

Width	24¾	Seat Height	19%	Arm Height	23½	Weight	
Depth	25%	Adjustable Height		Adjustable Height		Cubic Ft.	
Height	32½	Seat Height	19%-23%	Arm Height	23½-27½		
Adjustable Height		Seat Depth	17				
Height	32½-36½	Seat Width	19½				



**TO ORDER, SPECIFY:**

1. Model Number
2. Upholstery Grade
3. Upholstery Number
4. Metal Finish Designator (Sled and 4-Star models only)
5. Wood Finish Price Group (Wood 4-Leg models only)
6. Wood Finish Designator (Wood 4-Leg models only)
7. Decorative Stitching Thread Color

• See page 561 for Superkool options

**OTTOMAN**



Metal Sled Base



Wood 4-Leg Base



4-Star Metal Base

**MODEL NO.**

**ALLIANCE PROGRAM PRICE GRADES**

			A	B	C	D	E	F	G	H	I
			J	K	L	M	N	O	P	Q	R
KC20M	Metal Sled Base	\$	1288	1323	1351	1378	1407	1442	1462	1500	1531
			1563	1616	1721	1787	1801	1813	1830	1846	1918
KC20W	Wood 4-Leg Base		1071	1106	1134	1161	1190	1225	1245	1283	1314
			1346	1399	1504	1570	1584	1596	1613	1629	1701
KC20ST	4-Star Metal Base		1423	1458	1486	1513	1542	1577	1597	1635	1666
			1698	1751	1856	1922	1936	1948	1965	1981	2053

**DIMENSIONS**

Width	20¼
Depth	20¼
Height	16½

Weight  
Cubic Ft.

# SUPERKOOOL

**TO ORDER, SPECIFY:**

• See page 561 for Superkool options

**Painted Top**

1. Model Number
2. Paint Designator
3. Base Finish Designator

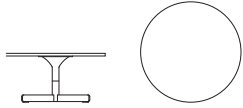
**Wood Finished Top**

1. Model Number
2. Wood Finish Price Group
3. Wood Finish Designator
4. Base Finish Designator

**ROUND COFFEE TABLE**

**MODEL NO.**

**LIST PRICE**

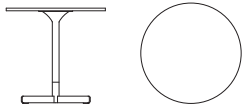


KC23015RDP	Painted Top	\$ 2714
KC23015RDW	Wood Finished Top	2850

**DIMENSIONS**

Diameter	29½	Weight
Height	14½	Cubic Ft.

**ROUND WORKSURFACE HEIGHT TABLE**

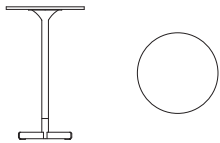


KC23029RDP	Painted Top	\$ 1895
KC23029RDW	Wood Finished Top	2028

**DIMENSIONS**

Diameter	29½	Weight
Height	28½	Cubic Ft.

**ROUND BAR HEIGHT TABLE**



KC22440RDP	Painted Top	\$ 2031
KC22440RDW	Wood Finished Top	2163

**DIMENSIONS**

Diameter	23¾	Weight
Height	40¾	Cubic Ft.

## COM YARDAGE REQUIREMENTS

### COM YARDAGE REQUIREMENTS (54" WIDTH – CUT UP THE ROLL)

MODEL	RAILROADED Contact customer service 800-634-9510 for ydg requirements	NON DIRECTIONAL OR SOLID	1"-4" REPEAT	5"-11" REPEAT	12"-18" REPEAT	COL SQUARE FEET
			4" VERTICAL X 4" HORIZONTAL	11" VERTICAL X 11" HORIZONTAL	18" VERTICAL X 18" HORIZONTAL	
KC2G14STHB	Entire Unit	1.60	2.40	2.80	5.50	32.7
	Lower Back/Seat/Arms	1.40	2.00	2.50	4.80	27.1
	Upper Back	0.50	0.70	0.80	1.60	10
KC2G14STLB	Entire Unit	1.40	2.00	2.50	4.80	27.1
KC2G15STHB	Entire Unit	1.60	2.40	2.80	5.50	32.7
	Lower Back/Seat/Arms	1.40	2.00	2.50	4.80	27.1
	Upper Back	0.50	0.70	0.80	1.60	10
KC2G15STLB	Entire Unit	1.40	2.00	2.50	4.80	27.1
KC2G1MHB	Entire Unit	1.60	2.40	2.80	5.50	32.7
	Lower Back/Seat/Arms	1.40	2.00	2.50	4.80	27.1
	Upper Back	0.50	0.70	0.80	1.60	10
KC2G1MLB	Entire Unit	1.40	2.00	2.50	4.80	27.1
KC2G1WHB	Entire Unit	1.60	2.40	2.80	5.50	32.7
	Lower Back/Seat/Arms	1.40	2.00	2.50	4.80	27.1
	Upper Back	0.50	0.70	0.80	1.60	10
KC2G1WLB	Entire Unit	1.40	2.00	2.50	4.80	27.1
KC2L1MHB	Entire Unit	2.40	3.20	4.10	6.00	48.7
	Lower Back/Seat/Arms	1.80	2.30	3.00	5.30	36
	Upper Back	0.90	1.20	1.40	1.60	17.2
KC2L1MLB	Entire Unit	1.80	2.30	2.90	5.30	36.5
KC2L1STHB	Entire Unit	2.40	3.20	4.10	6.00	48.7
	Lower Back/Seat/Arms	1.80	2.30	3.00	5.30	36
	Upper Back	0.90	1.20	1.40	1.60	17.2
KC2L1STLB	Entire Unit	1.80	2.30	2.90	5.30	36.5
KC2L1WHB	Entire Unit	2.40	3.20	4.10	6.00	48.7
	Lower Back/Seat/Arms	1.80	2.30	3.00	5.30	36
	Upper Back	0.90	1.20	1.40	1.60	17.2
KC2L1WLB	Entire Unit	1.80	2.30	2.90	5.30	36.5
KC2OM	Entire Unit	0.80	1.30	1.30	3.00	16
KC2OST	Entire Unit	0.80	1.30	1.30	3.00	16
KC2OW	Entire Unit	0.80	1.30	1.30	3.00	16

