

---

# Nate & Natty

Product Specifications	452
Fabrics and Options	453
Contrasting Fabrics Specifications	454
Product Pages	455
COM Yardage Requirements	458

## NATE & NATTY PRODUCT SPECIFICATIONS

### CONSTRUCTION

- Understructure on stools provides added strength and stability, as well as a footrest for the user

### SEAT AND BACK

- Conference chairs feature a larger seat and back than side chairs and stools
- Side chairs and stools feature a smaller seat and back than conference chairs

### CONTRASTING UPHOLSTERY

- Upholstery is applied to all models over molded foam back and slab seat foam assembly
- All models can be specified in one fabric or with a contrasting back and seat

### DECORATIVE STITCHING

- Decorative stitching is standard
- Specify thread to be the closest match to upholstery or select a contrasting thread color

### CONFERENCE CHAIRS WITH SWIVEL BASE

- Height-adjustable, low-profile, four-star, polished aluminum base
- Polished knee-tilt control with tilt lock
- Nylon glides with polished covers or hard 65mm black dual-wheel casters with a polished center are standard; soft casters are available (upcharge applies)
- Auto-return mechanism allows user to swivel up to 90° in either direction and returns to center when the user stands

### SIDE CHAIRS WITH SWIVEL BASE

- Height-adjustable, low-profile, four-star, polished aluminum base
- Nylon glides with polished covers or hard 65mm black dual-wheel casters with a polished center are standard; soft casters are available (upcharge applies)
- Auto-return mechanism allows user to swivel up to 90° in either direction and returns to center when the user stands

### SIDE CHAIRS WITH SPIDER BASE

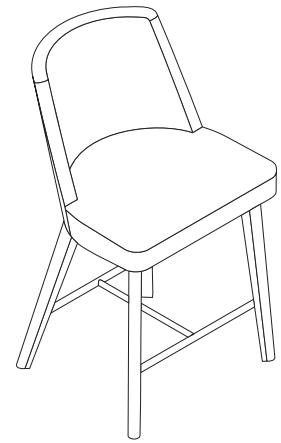
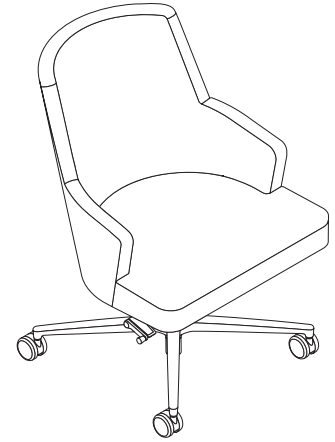
- High-profile polished aluminum base with auto-return mechanism
- Nylon glides with polished covers
- Desk height

### SIDE CHAIRS AND STOOLS WITH WOOD LEGS

- Beech wood legs available in wood finishes
- Chrome footrest understructure on stools
- Nylon glides
- Available in desk, counter, or bar height

### SIDE CHAIRS AND STOOLS WITH METAL LEGS

- Metal legs available in cinder or chrome
- Footrest understructure on stools matches finish selected for legs
- Black, nylon ball glides
- Available in desk, counter, or bar height



## SURFACE MATERIALS

See the Kimball Hospitality Surface Materials Reference Guide at [kimballhospitality.com](http://kimballhospitality.com) for a complete overview of our materials program, including:

- Characteristics of wood
- Special wood finishes
- Customer specified laminate (CSL)
- Customer specified paint (CSP)
- Fabric application and colorways
- Customer's own material (COM) process overview
- Alliance program

### ALLIANCE FABRIC PROGRAM

Kimball Hospitality has analyzed each model to most accurately reflect the COM/COL yardage requirements shown on page 458.

The yardage requirement for each model is based on 54" wide fabric and cutting the fabric up the roll.

If repeat is larger than 18", contact Customer Service to confirm the correct amount of yardage required. When ordering 10 or more chairs in the same COM, yardage requirements may be reduced.

Contact Customer Service.

### PRICE GRADES A-R

See Surface Materials at [www.kimballhospitality.com](http://www.kimballhospitality.com) for a wide variety of graded-in fabrics from Arc-Com, CF Stinson, Designtex, Maharam, Momentum, and Ultrafabrics.

### FABRIC SAMPLES

If you need samples for presentation(s), contact our alliance partners directly at:

Arc-Com	800.223.5466	<a href="http://arc-com.com">arc-com.com</a>
Designtex	800.221.1540	<a href="http://designtex.com">designtex.com</a>
CF Stinson	800.841.6279	<a href="http://cfstinson.com">cfstinson.com</a>
Maharam	800.645.3943	<a href="http://maharam.com">maharam.com</a>
Momentum	800.366.6839	<a href="http://memosamples.com">memosamples.com</a>
Ultrafabrics	877.309.6648	<a href="http://ultrafabricsllc.com">ultrafabricsllc.com</a>

## WOOD FINISHES

### PRICE GROUP 1

MC	Amber Cherry
CC	Cordoba Cherry
MH	Mocha Cherry
SC	Sedona Cherry
IM	Brighton Maple
TM	Huntington Maple
ES	Espresso Walnut
MW	Midtown Walnut
TW	Tribeca Walnut
UW	Urban Walnut
AD	Almond Straight Grain
CO	Canyon Straight Grain
DF	Driftwood Straight Grain
YO	Monterey Straight Grain
PB	Portobello Straight Grain
792	Sable Straight Grain
NW	Tuscan Straight Grain

IMPORTANT: Wood finishes applied to solid hardwood are complementary to the same wood finish applied to wood veneer, but not an exact match  
Contact Customer Service for more information

### THREAD

MATCH	CLOSEST MATCH
WHITE	721Q_WHITE
BLACK	744Q_BLACK
RED	757Q_RED
ORANGE	755Q_ORANGE
GOLD	763Q_LT BROWN
GREEN	799Q_DK GREEN
DK JADE	781Q_DK JADE
NAVY	765Q_NAVY
BROWN	793Q_SADDLE

### BASE FINISH

497	Polished Aluminum
-----	-------------------

### GLIDES/CASTERS

C61	49mm nylon glides with polished cover
C62	Hard 65mm polished/black dual wheel casters for use on carpet
C63	Soft 65mm polished/black dual wheel for use on hard floors (\$30 upcharge)

### FOOTREST

490	Chrome
-----	--------

### LEGS/FOOTREST

462	Cinder
490	Chrome

## TO ORDER CONTRASTING FABRIC, SPECIFY

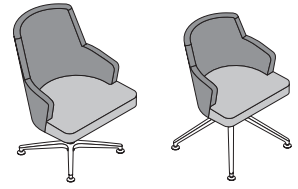
### NATE & NATTY

**Desk Height Conference Chair with Swivel Base page 455**

**Desk Height Side Chair with Swivel Base page 455**

**Desk Height Side Chair with Spider Base page 455**

1. Model Number plus "X"
2. Back Upholstery Grade
3. Back Upholstery Number
4. Seat Upholstery Grade
5. Seat Upholstery Number
6. Decorative Stitching Thread Color
7. Base Finish
8. Glides/Casters



Contrasting Fabric may be specified on back and seat

**Desk Height Side Chair with Wood Leg page 456**

**Counter Height Stool with Wood Leg page 456**

**Bar Height Stool with Wood Leg page 456**

1. Model Number plus "X"
2. Back Upholstery Grade
3. Back Upholstery Number
4. Seat Upholstery Grade
5. Seat Upholstery Number
6. Decorative Stitching Thread Color
7. Legs Wood Finish Price Group
8. Legs Wood Finish Designator
9. Footrest (omit for chairs)

**Desk Height Side Chair with Metal Leg page 457**

**Counter Height Stool with Metal Leg page 457**

**Bar Height Stool with Metal Leg page 457**

1. Model Number plus "X"
2. Back Upholstery Grade
3. Back Upholstery Number
4. Seat Upholstery Grade
5. Seat Upholstery Number
6. Decorative Stitching Thread Color
7. Legs/Footrest Finish

**TO ORDER, SPECIFY:**

1. Model Number
2. Back Upholstery Grade
3. Back Upholstery Number
4. Seat Upholstery Grade
5. Seat Upholstery Number
6. Decorative Stitching Thread Color
7. Base Finish
8. Glides/Casters

- See page 453 for Nate & Natty options
- See page 458 for COM fabric yardage

**DESK HEIGHT CONFERENCE CHAIR WITH SWIVEL BASE**

**MODEL NO. ALLIANCE PROGRAM PRICE GRADES**



Armless

			A	B	C	D	E	F	G	H	I
			J	K	L	M	N	O	P	Q	R
K85CFXAHAKT	Armless	\$	1827	1895	1947	2000	2055	2120	2160	2230	2290
			2352	2452	2652	2777	2805	2827	2860	2890	3027
K85CFUAHAKT	Arms		2019	2104	2169	2235	2303	2385	2434	2522	2597
			2675	2799	3049	3205	3239	3267	3308	3345	3517

**DIMENSIONS**

Width	25½	Seat Width Front Edge	25	Arm Depth	16	Weight
Depth	27½	Seat Width Between Arms	20½	Arm Height from Floor	24-28	Cubic Ft.
Height	35¼-39¼	Seat Depth	17¼	Arm Height from Seat	6½	
Seat Height	17½-21¼	Back Height from Seat	19	Arm Width	2½	

- Contrasting fabric option – specify X (i.e., K85CFXAHAKTX); see page 454. For list pricing, use your electronic specification tool or contact customer service
- Upholstered back, seat, and arms
- Height adjustable, four-star base with knee tilt control: polished aluminum
- Nylon glides with polished cover or hard 65mm polished/black dual wheel casters

**DESK HEIGHT SIDE CHAIR WITH SWIVEL BASE**



Armless

			A	B	C	D	E	F	G	H	I
			J	K	L	M	N	O	P	Q	R
K85MPXAHA4SB	Armless	\$	1476	1527	1568	1608	1650	1701	1731	1785	1831
			1879	1956	2109	2206	2226	2244	2269	2292	2398
K85MPUAHA4SB	Arms		1624	1687	1737	1786	1838	1899	1937	2003	2059
			2117	2211	2399	2517	2543	2564	2595	2623	2752

**DIMENSIONS**

Width	21½	Seat Width Front Edge	21½	Arm Depth	9	Weight
Depth	24½	Seat Width Between Arms	18½	Arm Height from Floor	23-27¼	Cubic Ft.
Height	29½-34¼	Seat Depth	17	Arm Height from Seat	7½	
Seat Height	16-20¼	Back Height from Seat	13¼	Arm Width	1¼	

- Contrasting fabric option – specify X (i.e., K85MPXAHA4SBX); see page 454. For list pricing, use your electronic specification tool or contact customer service
- Upholstered back, seat, and arms
- Height adjustable swivel base: polished aluminum
- Nylon glides with polished cover or hard 65mm polished/black dual wheel casters

**DESK HEIGHT SIDE CHAIR WITH SPIDER BASE**



Armless

			A	B	C	D	E	F	G	H	I
			J	K	L	M	N	O	P	Q	R
K85SDXASB	Armless	\$	1545	1596	1637	1677	1719	1770	1800	1854	1900
			1948	2025	2178	2275	2295	2313	2338	2361	2467
K85SDUASB	Arms		1693	1756	1806	1855	1907	1968	2006	2072	2128
			2186	2280	2468	2586	2612	2633	2664	2692	2821

**DIMENSIONS**

Width	21¼	Seat Width Front Edge	21½	Arm Depth	9	Weight
Depth	24½	Seat Width Between Arms	18½	Arm Height from Floor	25¼	Cubic Ft.
Height	32	Seat Depth	17	Arm Height from Seat	7½	
Seat Height	18¼	Back Height from Seat	13¼	Arm Width	1¼	

- Contrasting fabric option – specify X (i.e., K85SDXASBX); see page 454. For list pricing, use your electronic specification tool or contact customer service
- Upholstered back, seat, and arms
- Spider base with auto return: polished aluminum
- Nylon glides with polished cover

# NATE & NATTY

## TO ORDER, SPECIFY:

1. Model Number
2. Back Upholstery Grade
3. Back Upholstery Number
4. Seat Upholstery Grade
5. Seat Upholstery Number

6. Decorative Stitching Thread Color
7. Legs Wood Finish Price Group
8. Legs Wood Finish Designator
9. Footrest (omit for chairs)

- See page 453 for Nate & Natty options
- See page 458 for COM fabric yardage

### DESK HEIGHT SIDE CHAIR WITH WOOD LEG



Armless



Arms

### MODEL NO.

### ALLIANCE PROGRAM PRICE GRADES

			A	B	C	D	E	F	G	H	I
			J	K	L	M	N	O	P	Q	R
K85SDXAWL	Armless	\$	1551	1602	1643	1683	1725	1776	1806	1860	1906
			1954	2031	2184	2281	2301	2319	2344	2367	2473
K85SDUAWL	Arms		1698	1761	1811	1860	1912	1973	2011	2077	2133
			2191	2285	2473	2591	2617	2638	2669	2697	2826

### DIMENSIONS

Width	21¾	Seat Width Front Edge	21½	Arm Depth	9	Weight
Depth	22	Seat Width Between Arms	18½	Arm Height from Floor	24	Cubic Ft.
Height	31¾	Seat Depth	17	Arm Height from Seat	6	
Seat Height	18½	Back Height from Seat	13¾	Arm Width	1¾	

- Contrasting fabric option – specify X (i.e., K85SDXAWLX); see page 454. For list pricing, use your electronic specification tool or contact customer service
- Upholstered back, seat, and arms
- Four wood legs
- Nylon glides

### COUNTER HEIGHT STOOL WITH WOOD LEG



Armless



Arms

			A	B	C	D	E	F	G	H	I
			J	K	L	M	N	O	P	Q	R
K85CSXAWL	Armless	\$	1727	1777	1816	1856	1897	1946	1975	2028	2073
			2120	2195	2344	2438	2458	2475	2499	2522	2625
K85CSUAWL	Arms		1871	1932	1979	2026	2077	2135	2171	2234	2288
			2344	2434	2614	2726	2752	2771	2801	2828	2951

### DIMENSIONS

Width	21¾	Seat Width Front Edge	21½	Arm Depth	9	Weight
Depth	22	Seat Width Between Arms	17	Arm Height from Floor	31¾	Cubic Ft.
Height	36	Back Height from Seat	12	Arm Height from Seat	7½	
Seat Height	24¾	Foot Rail from Floor	7¼	Arm Width	1¾	
Seat Depth	17	Foot Rail from Seat	18			

- Contrasting fabric option – specify X (i.e., K85CSXAWLX); see page 454. For list pricing, use your electronic specification tool or contact customer service
- Upholstered back, seat, and arms
- Four wood legs
- Chrome footrest understructure on stools
- Nylon glides

### BAR HEIGHT STOOL WITH WOOD LEG



Armless



Arms

			A	B	C	D	E	F	G	H	I
			J	K	L	M	N	O	P	Q	R
K85BSXAWL	Armless	\$	1747	1797	1836	1876	1917	1966	1995	2048	2093
			2140	2215	2364	2458	2478	2495	2519	2542	2645
K85BSUAWL	Arms		1892	1953	2000	2047	2098	2156	2192	2255	2309
			2365	2455	2635	2747	2773	2792	2822	2849	2972

### DIMENSIONS

Width	21¾	Seat Width Front Edge	21½	Arm Depth	9	Weight
Depth	22	Seat Width Between Arms	17	Arm Height from Floor	37¾	Cubic Ft.
Height	42	Back Height from Seat	12	Arm Height from Seat	7½	
Seat Height	30¾	Foot Rail from Floor	13¾	Arm Width	1¾	
Seat Depth	17	Foot Rail from Seat	18			

- Contrasting fabric option – specify X (i.e., K85BSXAWLX); see page 454. For list pricing, use your electronic specification tool or contact customer service
- Upholstered back, seat, and arms
- Four wood legs
- Chrome footrest understructure on stools
- Nylon glides

**TO ORDER, SPECIFY:**

1. Model Number
2. Back Upholstery Grade
3. Back Upholstery Number
4. Seat Upholstery Grade
5. Seat Upholstery Number
6. Decorative Stitching Thread Color
7. Legs/Footrest Finish

- See page 453 for Nate & Natty options
- See page 458 for COM fabric yardage

**DESK HEIGHT SIDE CHAIR WITH METAL LEG**

**MODEL NO.**

**ALLIANCE PROGRAM PRICE GRADES**



Armless



Arms

		A	B	C	D	E	F	G	H	I
		J	K	L	M	N	O	P	Q	R
K85SDXAMLG	Armless	\$ 1304	1355	1396	1436	1478	1529	1559	1613	1659
		1707	1784	1937	2034	2054	2072	2097	2120	2226
K85SDUAMLG	Arms	1452	1515	1565	1614	1666	1727	1765	1831	1887
		1945	2039	2227	2345	2371	2392	2423	2451	2580

**DIMENSIONS**

Width	21½	Seat Width Front Edge	21½	Arm Depth	9	Weight
Depth	22	Seat Width Between Arms	18½	Arm Height from Floor	24	Cubic Ft.
Height	31¾	Seat Depth	17	Arm Height from Seat	6	
Seat Height	18½	Back Height from Seat	13¾	Arm Width	1¾	

- Contrasting fabric option – specify X (i.e., K85SDXAMLGX); see page 454. For list pricing, use your electronic specification tool or contact customer service
- Upholstered back, seat, and arms
- Metal legs
- Black, nylon ball glides

**COUNTER HEIGHT STOOL WITH METAL LEG**



Armless



Arms

		A	B	C	D	E	F	G	H	I
		J	K	L	M	N	O	P	Q	R
K85CSXAML	Armless	\$ 1418	1468	1507	1547	1588	1637	1666	1719	1764
		1811	1886	2035	2129	2149	2166	2190	2213	2316
K85CSUAML	Arms	1562	1623	1670	1717	1768	1826	1862	1925	1979
		2035	2125	2305	2417	2443	2462	2492	2519	2642

**DIMENSIONS**

Width	21¾	Seat Width Front Edge	21½	Arm Depth	9	Weight
Depth	22	Seat Width Between Arms	17	Arm Height from Floor	31¾	Cubic Ft.
Height	36	Back Height from Seat	12	Arm Height from Seat	7½	
Seat Height	24¾	Foot Rail from Floor	7¼	Arm Width	1¾	
Seat Depth	17	Foot Rail from Seat	18			

- Contrasting fabric option – specify X (i.e., K85CSXAMLX); see page 454. For list pricing, use your electronic specification tool or contact customer service
- Upholstered back, seat, and arms
- Metal legs
- Metal footrest understructure on stools
- Black, nylon ball glides

**BAR HEIGHT STOOL WITH METAL LEG**



Armless



Arms

		A	B	C	D	E	F	G	H	I
		J	K	L	M	N	O	P	Q	R
K85BSXAML	Armless	\$ 1438	1488	1527	1567	1608	1657	1686	1739	1784
		1831	1906	2055	2149	2169	2186	2210	2233	2336
K85BSUAML	Arms	1586	1647	1694	1741	1792	1850	1886	1949	2003
		2059	2149	2329	2441	2467	2486	2516	2543	2666

**DIMENSIONS**

Width	21¾	Seat Width Front Edge	21½	Arm Depth	9	Weight
Depth	22	Seat Width Between Arms	17	Arm Height from Floor	37¾	Cubic Ft.
Height	42	Back Height from Seat	12	Arm Height from Seat	7½	
Seat Height	30¾	Foot Rail from Floor	13¾	Arm Width	1¾	
Seat Depth	17	Foot Rail from Seat	18			

- Contrasting fabric option – specify X (i.e., K85BSXAMLX); see page 454. For list pricing, use your electronic specification tool or contact customer service
- Upholstered back, seat, and arms
- Metal legs
- Metal footrest understructure on stools
- Black, nylon ball glides

# COM YARDAGE REQUIREMENTS

## COM YARDAGE REQUIREMENTS (54" WIDTH – CUT UP THE ROLL)

MODEL	RAILROADED Contact customer service 800-634-9510 for ydg requirements	NON DIRECTIONAL OR SOLID	1"-4" REPEAT	5"-11" REPEAT	12"-18" REPEAT	COL SQUARE FEET
			4" VERTICAL X 4" HORIZONTAL	11" VERTICAL X 11" HORIZONTAL	18" VERTICAL X 18" HORIZONTAL	
K85BSUAML	Entire Unit	1.60	1.80	2.30	3.20	28.4
	Seat	0.70	0.90	1.10	1.70	10.7
	Back	1.20	1.40	1.60	2.40	21.7
K85BSUAWL	Entire Unit	1.60	1.80	2.30	3.20	28.4
	Seat	0.70	0.90	1.10	1.70	10.7
	Back	1.20	1.40	1.60	2.40	21.7
K85BSXAML	Entire Unit	1.30	1.70	2.70	2.90	23.4
	Seat	0.80	0.90	1.40	1.70	12.3
	Back	1.10	1.40	1.60	2.40	20.1
K85BSXAWL	Entire Unit	1.30	1.70	2.70	2.90	23.4
	Seat	0.80	0.90	1.40	1.70	12.3
	Back	1.10	1.40	1.60	2.40	20.1
K85CFXAHAKT	Entire Unit	1.80	2.30	3.30	3.70	33.9
	Seat	0.80	1.10	1.50	1.70	14
	Back	1.60	1.80	2.90	3.50	28.9
K85CFUAHAKT	Entire Unit	1.90	2.60	3.90	4.40	35
	Seat	1.00	1.20	1.50	1.70	16.8
	Back	1.50	1.80	3.00	5.00	27.3
K85CSUAML	Entire Unit	1.60	1.80	2.30	3.20	28.4
	Seat	0.70	0.90	1.10	1.70	10.7
	Back	1.20	1.40	1.60	2.40	21.7
K85CSUAWL	Entire Unit	1.60	1.80	2.30	3.20	28.4
	Seat	0.70	0.90	1.10	1.70	10.7
	Back	1.20	1.40	1.60	2.40	21.7
K85CSXAML	Entire Unit	1.30	1.70	2.70	2.90	23.4
	Seat	0.80	0.90	1.40	1.70	12.3
	Back	1.10	1.40	1.60	2.40	20.1
K85CSXAWL	Entire Unit	1.30	1.70	2.70	2.90	23.4
	Seat	0.80	0.90	1.40	1.70	12.3
	Back	1.10	1.40	1.60	2.40	20.1
K85MPUAHA4SB	Entire Unit	1.70	1.90	2.50	3.40	30.6
	Seat	0.70	0.90	1.10	1.70	10.7
	Back	1.30	1.50	2.00	2.40	23.4
K85MPXAHA4SB	Entire Unit	1.40	1.80	2.70	3.40	24.5
	Seat	0.80	0.90	1.40	1.70	12.3
	Back	1.20	1.50	1.70	2.40	21.2
K85SDUAMLG	Entire Unit	1.70	1.90	2.50	3.40	30.6
	Seat	0.70	0.90	1.10	1.70	10.7
	Back	1.30	1.50	2.00	2.40	23.4
K85SDUASB	Entire Unit	1.70	1.90	2.50	3.40	30.6
	Seat	0.70	0.90	1.10	1.70	10.7
	Back	1.30	1.50	2.00	2.40	23.4
K85SDUAWL	Entire Unit	1.70	1.90	2.50	3.40	30.6
	Seat	0.70	0.90	1.10	1.70	10.7
	Back	1.30	1.50	2.00	2.40	23.4
K85SDXAMLG	Entire Unit	1.40	1.80	2.70	3.40	24.5
	Seat	0.80	0.90	1.40	1.70	12.3
	Back	1.20	1.50	1.70	2.40	21.2
K85SDXASB	Entire Unit	1.40	1.80	2.70	3.40	24.5
	Seat	0.80	0.90	1.40	1.70	12.3
	Back	1.20	1.50	1.70	2.40	21.2
K85SDXAWL	Entire Unit	1.40	1.80	2.70	3.40	24.5
	Seat	0.80	0.90	1.40	1.70	12.3
	Back	1.20	1.50	1.70	2.40	21.2