
Abbott

| | |
|------------------------------------|----|
| Product Specifications | 22 |
| Fabrics and Options | 23 |
| Contrasting Fabrics Specifications | 24 |
| Product Pages | 25 |
| COM Yardage Requirements | 26 |

ABBOTT PRODUCT SPECIFICATIONS**FRAME CONSTRUCTION**

- Steam-bent frame is constructed of kiln-dried European beech
- Wall-saver legs flare slightly so they contact the baseboard first, saving the wall's finish
- Seat rails are reinforced with wood corner blocks and cleats attached with glued and wood screws
- Joints are securely fastened with mortise and tenon joinery or double-doweled construction to ensure long-term use

SEAT CONSTRUCTION

- Seat suspension is constructed of plywood that is machined to form an open perimeter. Unidirectional webbing is machine-stretched across the open perimeter and stapled to the edges to form a comfortable, secure suspension
- Seat assembly is attached with wood screws to wood cleats on the frame
- Seat cushion is made of 1¼" thin profile, high resiliency, CFC-free foam for maximum comfort and durability
- Seat upholstery is wrapped over the seat cushion

BACK CONSTRUCTION

- Upholstered back on applicable models is constructed of two panels that are sandwiched together. Each panel features a contoured 3-ply cross-banded plywood inner panel. Inner panels are covered with high resiliency, CFC-free foam (½" on the front and ¼" on the back). Upholstery is wrapped around the inner panels and secured with upholstery staples. Both front and back upholstery are securely attached to the wood top and cleats with Christmas tree fasteners
- If clean out feature is desired, specify open back model, which is open below the wood top and slat to the seat
- Wood top on upholstered back with wood top model and open back model is curved for back support and comfort

ARMS

- Steam-bent, curved arms provide comfort and a unique design that complements various settings

GLIDES

- Nylon glides are ¾" in diameter

CONTRASTING FABRICS

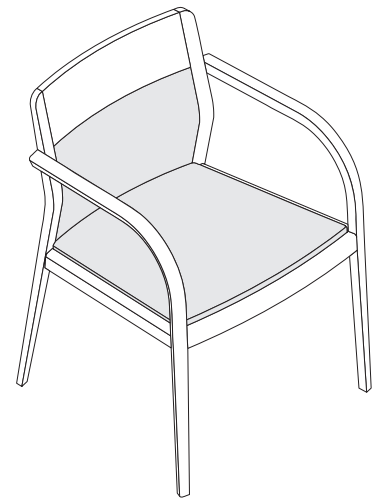
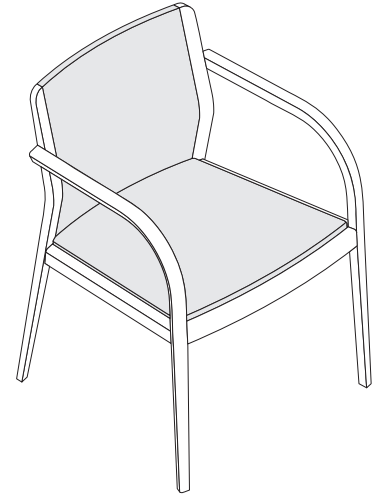
- Contrasting upholstery on backs and seats is available. If different price grades are selected, use our electronic specification tool for accurate pricing

FINISH

- Wood finishes applied to solid hardwood are complementary to the same wood finish applied to wood veneer, but not an exact match

WOOD SPECIES

- Beech



SURFACE MATERIALS

See the Kimball Hospitality Surface Materials Reference Guide at kimballhospitality.com for a complete overview of our materials program, including:

- Characteristics of wood
- Special wood finishes
- Customer specified laminate (CSL)
- Customer specified paint (CSP)
- Fabric application and colorways
- Customer's own material (COM) process overview
- Alliance program

ALLIANCE FABRIC PROGRAM

Kimball Hospitality has analyzed each model to most accurately reflect the COM/COL yardage requirements shown on page 26.

The yardage requirement for each model is based on 54" wide fabric and cutting the fabric up the roll.

If repeat is larger than 18", contact Customer Service to confirm the correct amount of yardage required. When ordering 10 or more chairs in the same COM, yardage requirements may be reduced.

Contact Customer Service.

PRICE GRADES A-R

See Surface Materials at www.kimballhospitality.com for a wide variety of graded-in fabrics from Arc-Com, Carnegie, CF Stinson, Designtex, Maharam, Mayer, Momentum, and Ultrafabrics.

FABRIC SAMPLES

If you need samples for presentation(s), contact our alliance partners directly at:

| | | |
|--------------|--------------|--|
| Arc-Com | 800.223.5466 | arc-com.com |
| Carnegie | 800.727.6770 | carnegiefabrics.com |
| CF Stinson | 800.841.6279 | cfstinson.com |
| Designtex | 800.221.1540 | designtex.com |
| Maharam | 800.645.3943 | maharam.com |
| Mayer | 800.428.4415 | mayerfabrics.com |
| Momentum | 800.366.6839 | memosamples.com |
| Ultrafabrics | 877.309.6648 | ultrafabricsllc.com |

WOOD FINISHES

PRICE GROUP 1


| | |
|-----|------------|
| AD | Almond |
| MC | Amber |
| BZ | Brazilwood |
| IM | Brighton |
| CO | Canyon |
| CI | Chai |
| CC | Cordoba |
| ES | Espresso |
| DF | Driftwood |
| TM | Huntington |
| KN | Kona |
| MW | Midtown |
| MH | Mocha |
| YO | Monterey |
| PC | Porcini |
| PB | Portobello |
| 792 | Sable |
| SC | Sedona |
| TW | Tribeca |
| NW | Tuscan |
| UW | Urban |
| WL | Willow |

*Abbott is constructed of beech wood. Brighton and Monterey wood finishes on beech are complementary to Brighton on maple and Monterey straight grain, but are not a direct match

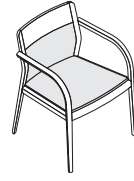
IMPORTANT: Wood finishes applied to solid hardwood are complementary to the same wood finish applied to wood veneer, but not an exact match
Contact Customer Service for more information

TO ORDER CONTRASTING FABRIC, SPECIFY**ABBOTT****Fully Upholstered Back Side Chair page 25****Upholstered Back with Wood Top Side Chair page 25****Open Back with Wood Top and Slat Side Chair page 25**

1. Model Number plus "X"
2. Back Upholstery Grade (omit for open back model)
3. Back Upholstery Number (omit for open back model)
4. Seat Upholstery Grade
5. Seat Upholstery number
6. Frame Finish Price Group
7. Finish designator



Fully Upholstered



Upholstered Back with Wood Top

TO ORDER, SPECIFY:

1. Model Number
2. Back Upholstery Grade (omit for open back model)
3. Back Upholstery Number (omit for open back model)
4. Seat Upholstery Grade
5. Seat Upholstery number
6. Frame Finish Price Group
7. Finish designator

- See page 23 for Abbott options
- See page 26 for COM fabric yardage

SIDE CHAIR

MODEL NO.

ALLIANCE PROGRAM PRICE GRADES



Fully Upholstered Back



Upholstered Back with Wood Top



Open Back with Wood Top and Slat

| | | | A | B | C | D | E | F | G | H | I |
|-------------|----------------------------------|----|------|------|------|------|------|------|------|------|------|
| | | | J | K | L | M | N | O | P | Q | R |
| K52S1AUFBU | Fully Upholstered Back | \$ | 1329 | 1381 | 1421 | 1461 | 1505 | 1555 | 1585 | 1640 | 1686 |
| | | | 1734 | 1811 | 1965 | 2063 | 2083 | 2102 | 2127 | 2149 | 2257 |
| K52S1AUWTRU | Upholstered Back with Wood Top | | 1511 | 1556 | 1592 | 1626 | 1665 | 1709 | 1735 | 1783 | 1824 |
| | | | 1866 | 1933 | 2068 | 2153 | 2171 | 2188 | 2209 | 2228 | 2323 |
| K52S1AWHBU | Open Back with Wood Top and Slat | | 1217 | 1246 | 1269 | 1291 | 1316 | 1344 | 1361 | 1392 | 1418 |
| | | | 1445 | 1488 | 1575 | 1630 | 1641 | 1652 | 1666 | 1678 | 1739 |

DIMENSIONS

| | | | | | | | |
|--------|-----|-------------|----|------------|----|-----------|--|
| Width | 27¾ | Seat Height | 18 | Arm Height | 26 | Weight | |
| Depth | 24½ | Seat Depth | 20 | | | Cubic Ft. | |
| Height | 30¾ | Seat Width | 23 | | | | |

- Contrasting fabric option – specify X (i.e., K52S1AUFBUX); see page 24. For list pricing, use your electronic specification tool or contact customer service
- Thin, thick, or stiff materials may result in gathers and puckers at corners, contours, and seams
- Upholstered Back with Wood Top - Bottom part of back is upholstered, top part is wood
- Open Back with Wood Top and Slat - Bottom part of back is open, top part is wood with wood slat

COM YARDAGE REQUIREMENTS

COM YARDAGE REQUIREMENTS (54" WIDTH – CUT UP THE ROLL)

| MODEL | RAILROADED | NON DIRECTIONAL OR SOLID | 1"-4" REPEAT | 5"-11" REPEAT | 12"-18" REPEAT | COL SQUARE FEET |
|-------------|--|--------------------------------|-----------------------------------|-------------------------------------|-------------------------------------|-----------------------|
| | Contact customer service 800-634-9510 for ydg requirements | | 4" VERTICAL X 4" HORIZONTAL | 11" VERTICAL X 11" HORIZONTAL | 18" VERTICAL X 18" HORIZONTAL | |
| K52S1AUFBU | Entire Unit | 1.20 | 1.70 | 2.80 | 3.40 | 24 |
| | Back | 0.70 | 0.80 | 1.00 | 2.40 | 14 |
| | Seat | 0.90 | 1.10 | 1.40 | 1.50 | 18 |
| K52S1AUWTRU | Entire Unit | 1.00 | 1.50 | 2.00 | 2.8 | 20 |
| | Back | 0.50 | 0.70 | 0.90 | 1.80 | 10 |
| | Seat | 0.90 | 1.10 | 1.40 | 1.50 | 18 |
| K52S1AWHBU | Entire Unit | 0.90 | 1.10 | 1.40 | 1.50 | 18 |