

---

# Collette

Product Specifications	82
Fabrics and Options	83
Contrasting Fabrics Specifications	84
Product Pages	85
COM Yardage Requirements	97

# COLLETTE

## COLLETTE PRODUCT SPECIFICATIONS

### FRAME CONSTRUCTION

- Interior frame is constructed of oriented strand board with tenon joints that are glued and stapled for maximum joint stability
- Frames and table platforms are wrapped in high grade polyurethane foam, custom shaped, fabricated, and slip-covered

### SEAT CONSTRUCTION

- Seat cushions are attached to frame and feature an 8½" cushion constructed of an inner steel springcoil pack enveloped by high grade polyurethane foam

### BACK CONSTRUCTION

- Back pillows are attached to back frame and feature a recycled polyester filled insert
- Back and seat cushions are attached but replaceable

### ARM CONSTRUCTION

- Arms are wrapped in high grade polyurethane foam, custom shaped, fabricated and slip-covered
- Arms are connected to frame using 4 bolts per arm

### UPHOLSTERY DETAILS

- Top stitch is a French seam and is offered in matching or contrasting thread colors, except on tables
- Comfort wrinkles on the seat and back cushions are an inherent part of the design
- Contrasting fabric available on all models, except tables

### TABLE TOP

- Laminate surfaces are 1¾" thick HPL (high pressure laminate) and feature standard 3mm PVC edge
- Solid surfaces are 1¾" thick and feature a flat rim profile

### LEGS

- Extruded aluminum square legs offered in Concrete, Cinder, Iron, Polished Aluminum, Platinum Metallic, and Satin Nickel Metallic
- Wood square legs offered in all National seating finishes
- When specifying Brighton, Sonoma, and Natural finish, variation in color is acceptable due to the nature of wood characteristics
- U-Legs offered in Concrete, Cinder, Iron, Platinum Metallic, and Satin Nickel Metallic

### GLIDES

- Features 1" adjustable nylon leveling glides
- Soft/non-skid 1" adjustable glides are available for an additional upcharge

### POWER AND USB GROMMET

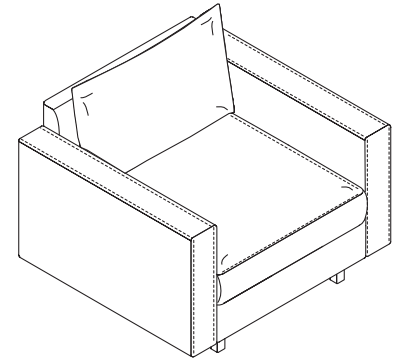
- UL Listed
- 4-Trac® non-sequential daisy chain, hardwire, or plug solutions available
- Features 1 power outlet and 1 USB A+C combo ports
- Grommet available in black, silver, and white
- Up to 20 4-Trac grommets can be linked together
- Field installable when CUT-G35 is specified
- 4-Trac grommet must be used with 4-Trac power entry and electrical kits
- Tamper resistant and spill proof

### POWER AND USB GROMMET - UNDERMOUNT

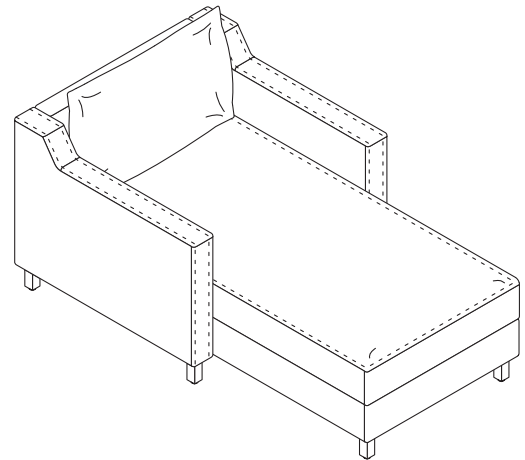
- UL Listed
- Features 1 power outlet and 2 USB (A) ports
- Only available in black
- Field installable, unit can be placed on the underside of any flat surface

### TOSS PILLOWS

- Please refer to pages 657-662 under the Toss Accent Pillows section to review complementary pillow options that work well with the Collette series



Dashed lines represent areas where matching or contrasting thread color is available



## SURFACE MATERIALS

See the Kimball Hospitality Surface Materials Reference Guide at [kimballhospitality.com](http://kimballhospitality.com) for a complete overview of our materials program, including:

- Characteristics of wood
- Special wood finishes
- Customer-specified laminate (CSL)
- Customer-specified paint (CSP)
- Fabric application and colorways
- Customer's own material (COM) process overview
- Alliance program

### ALLIANCE FABRIC PROGRAM

Kimball Hospitality has analyzed each model to most accurately reflect the COM/COL yardage requirements shown on page 97.

The yardage requirement for each model is based on 54" W fabric and cutting the fabric up the roll.

If repeat is larger than 18", contact Customer Service to confirm the correct amount of yardage required. When ordering 10 or more chairs in the same COM, yardage requirements may be reduced.

Contact Customer Service.

### PRICE GRADES A-R

See Surface Materials at [www.kimballhospitality.com](http://www.kimballhospitality.com) for a wide variety of graded-in fabrics from Arc-Com, Carnegie, CF Stinson, Designtex, Maharam, Mayer, Momentum, and Ultrafabrics.

### FABRIC SAMPLES

If you need samples for presentation(s), contact our alliance partners directly at:

Arc-Com	800.223.5466	<a href="http://arc-com.com">arc-com.com</a>
Carnegie	800.727.6770	<a href="http://carnegiefabrics.com">carnegiefabrics.com</a>
CF Stinson	800.841.6279	<a href="http://cfstinson.com">cfstinson.com</a>
Designtex	800.221.1540	<a href="http://designtex.com">designtex.com</a>
Maharam	800.645.3943	<a href="http://maharam.com">maharam.com</a>
Mayer	800.428.4415	<a href="http://mayerfabrics.com">mayerfabrics.com</a>
Momentum	800.366.6839	<a href="http://memosamples.com">memosamples.com</a>
Ultrafabrics	877.309.6648	<a href="http://ultrafabricsllc.com">ultrafabricsllc.com</a>

## SQUARE LEG COLORS

### METAL

S-423	Concrete
S-462	Cinder
S-463	Iron
S-497	Polished Aluminum
S-501	Platinum Metallic
S-503	Satin Nickel Metallic

### WOOD

S-WAC	Autumn
S-WAD	Almond
S-WBZ	Brazilwood
S-WCI	Chai
S-WCL	Caramel
S-WCW	Cordovan
S-WDW	Judicial
S-WHN	Honey
S-WIM	Brighton
S-WKN	Kona
S-WMC	Amber
S-WMH	Mocha
S-WNM	Natural
S-WPB	Portobello
S-WPC	Porcini
S-WPT	Portico
S-WSK	Skyline
S-WSM	Sonoma
S-WTF	Truffle
S-WWL	Willow
S-W405	Designer White
S-W462	Cinder
S-W792	Sable
S-W793	Acorn*

### U-LEG COLORS

U-423	Concrete
U-462	Cinder
U-463	Iron
U-501	Platinum Metallic
U-503	Satin Nickel Metallic

### GLIDES

STD	Standard
C66	Soft (add \$41 list)

## THREAD COLORS

AA	Matching Thread	AW	Cool Grey
AB	White	AX	Scarlet
AC	Beige	AY	Orange
AD	Saddle	AZ	Yellow
AG	Wine	BA	Hunter
AN	Black	BB	Lime
AP	Buttercream	BC	Turquoise
AQ	Tan	BD	Light Blue
AR	Taupe	BE	Royal
AS	Brown	BF	Indigo
AT	Rust	BG	Purple
AU	Nickel	BH	Pink
AV	Grey		

## LAMINATE COLORS

### WOODGRAIN LAMINATE

AC2	Autumn 2
AD	Almond
BZ	Brazilwood
CI	Chai
CL	Caramel
CW	Cordovan
DW	Judicial
HN2	Honey 2
IM	Brighton
KN	Kona
MC	Amber
MH	Mocha
NM	Natural
PB	Portobello
PC	Porcini
PT	Portico
SK	Skyline
SM	Sonoma
TF	Truffle
WL	Willow
792	Sable
793	Acorn*

### SOLID LAMINATE

405	Designer White
419	Wallaby
425	Shadow
440	Cloud
457	Dapple
461	Graphite
462	Cinder
478	Platinum Grey
488	Frosty White
491	Designer White Linear
492	Cinder Linear

\*Acorn is the finish and laminate complement to Clear Walnut finish

## POWER/USB GROMMET CUTOUT OPTIONS

If no grommet cutout is desired, specify an X (No Grommet)

\$40 list upcharge per cutout

CUT-G35L	Left
CUT-G35R	Right
CUT-G35LR	Left & Right
CUT-G35C	Center
CUT-G35LC	Left & Center
CUT-G35RC	Right & Center
CUT-G35A	Left, Right, & Center

Grommets sold separately; reference page 96 for model numbers and pricing.

## SOLID SURFACE COLORS

7101	Bisque (Grade A)
7201	Glacier White (Grade A)
7202	Canyon (Grade B)
7203	Designer White (Grade B)
7204	Silt (Grade B)
7301	Concrete (Grade C)
7302	Deep Night Sky (Grade C)
7303	Deep Nocturne (Grade C)

### GALLERY LAMINATE

Grade 1 – 5% upcharge	
G1001	Citadel
G1011	Pepperdust
Grade 2 – 6% upcharge	
G1002	Planked Raw Oak
G1003	Evening Notte
G1004	Kirsche
G1005	Midnight Run
G1006	Sepia Walnut
G1007	Serotina
G1008	Timeless
G1009	White Nebbia
G1012	Phantom Ecru

See page 20 for Gallery program details and upcharges

## TO ORDER CONTRASTING FABRIC, SPECIFY

### COLLETTE

**1 Seat Lounge Square Leg page 85**

**Chaise Lounge Square Leg page 86**

**2 Seat Lounge Square Leg page 87**

**3 Seat Lounge Square Leg page 88**

**90° Inside Corner Square Leg page 89**

**Ottoman Square Leg page 90**

**1 Seat Lounge U-Leg page 91**

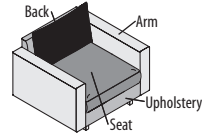
**Chaise Lounge U-Leg page 92**

**2 Seat Lounge U-Leg page 93**

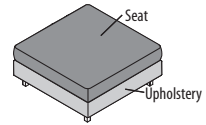
**3 Seat Lounge U-Leg page 93**

**Ottoman U-Leg page 94**

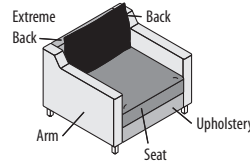
1. Model Number plus "X"
2. Back Fabric Grade Number/Cover Number
3. Seat Fabric Grade Number/Cover Number
4. Arm Fabric Grade Number/Cover Number (when applicable)
5. Upholstery Fabric Grade Number/Cover Number
6. Thread Color
7. Grommet
8. Leg Color
9. Glides



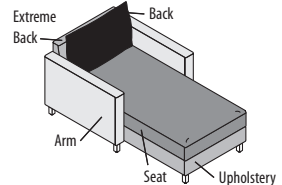
Contrasting Upholstery



Ottoman Contrasting Upholstery



Slope Arm Contrasting Upholstery



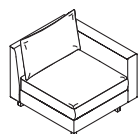
Chaise Lounge Contrasting Upholstery

**TO ORDER, SPECIFY:**

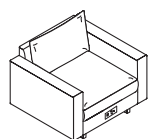
1. Model Number
2. Fabric Grade / Cover Number
3. Thread Color
4. Grommet
5. Leg Color
6. Glides

• See page 83 for Collette options  
See pages 97-99 for COM fabric yardage

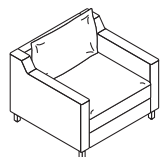
**1 SEAT LOUNGE  
SQUARE LEG**



Straight Arm, Left



Straight Arms, Grommet



Slope Arms

**MODEL  
NO.**

**ALLIANCE PROGRAM PRICE GRADES**

		A	B	C	D	E	F	G	H	I
		J	K	L	M	N	O	P	Q	R
<b>STRAIGHT ARM</b>										
N84L1M	Armless	\$ 3066	3277	3437	3608	3796	3995	4161	4366	4571
		4782	5101	5751	6156	6367	6578	6788	6999	7199
N84L1R	Straight Arm, Right	3393	3652	3848	4058	4289	4534	4737	4989	5241
		5500	5892	6690	7187	7446	7705	7964	8223	8468
N84L1L	Straight Arm, Left	3393	3652	3848	4058	4289	4534	4737	4989	5241
		5500	5892	6690	7187	7446	7705	7964	8223	8468
N84L1A	Straight Arms	3723	4030	4262	4511	4785	5076	5316	5615	5914
		6221	6686	7632	8221	8528	8836	9143	9450	9740
<b>SLOPE ARM</b>										
N84L1RO	Slope Arm, Right	\$ 3393	3652	3848	4058	4289	4534	4737	4989	5241
		5500	5892	6690	7187	7446	7705	7964	8223	8468
N84L1LO	Slope Arm, Left	3393	3652	3848	4058	4289	4534	4737	4989	5241
		5500	5892	6690	7187	7446	7705	7964	8223	8468
N84L1AO	Slope Arms	3723	4030	4262	4511	4785	5076	5316	5615	5914
		6221	6686	7632	8221	8528	8836	9143	9450	9740

**DIMENSIONS**

Armless Width	30	Seat Height	18½	Arm Width		Armless Weight	66
Single Arm Width		Seat Depth	22	Straight	5½	Single Arm Weight	
Straight	35	Seat Width	30	Slope	4	Straight	84
Slope	33¾			Arm Height		Slope	82
Double Arm Width				Straight	25¼	Double Arm Weight	
Straight	40			Slope	25¼	Straight	104
Slope	37¾			Back Height	29	Slope	100
Depth	35¼					Armless Cubic Ft.	32.0
Height	34½					Single Arm Cubic Ft.	
						Straight	32.0
						Slope	30.8
						Arms Cubic Ft.	
						Straight	33.8
						Slope	34.9

- Contrasting fabric option – specify X (i.e., N84L1MX); see page 84. For list pricing, use your electronic specification tool or contact customer service
- Grommet cutout option CUT-G35C is available

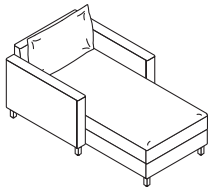
# COLLETTE

## TO ORDER, SPECIFY:

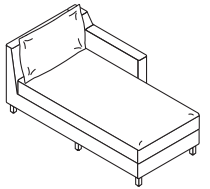
1. Model Number
2. Fabric Grade / Cover Number
3. Thread Color
4. Grommet
5. Leg Color
6. Glides

• See page 83 for Collette options  
See pages 97-99 for COM fabric yardage

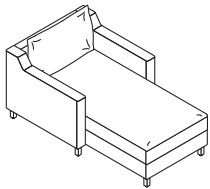
### CHAISE LOUNGE SQUARE LEG



Straight Arms



Slope Arm, Left



Slope Arms

### MODEL NO.

### ALLIANCE PROGRAM PRICE GRADES

		A	B	C	D	E	F	G	H	I
		J	K	L	M	N	O	P	Q	R
<b>STRAIGHT ARM</b>										
N84CH1M	Armless	\$ 4871	5148	5358	5583	5831	6093	6311	6581	6851
		7128	7548	8403	8936	9213	9491	9768	10046	10308
N84CH1R	Straight Arm, Right	5200	5526	5772	6036	6327	6635	6890	7207	7523
		7849	8342	9345	9970	10295	10621	10947	11272	11580
N84CH1L	Straight Arm, Left	5200	5526	5772	6036	6327	6635	6890	7207	7523
		7849	8342	9345	9970	10295	10621	10947	11272	11580
N84CH1A	Straight Arms	5530	5904	6186	6489	6823	7176	7469	7833	8196
		8570	9136	10287	11004	11378	11752	12125	12499	12852

### SLOPE ARM

N84CH1RO	Slope Arm, Right	\$ 5200	5526	5772	6036	6327	6635	6890	7207	7523
		7849	8342	9345	9970	10295	10621	10947	11272	11580
N84CH1LO	Slope Arm, Left	5200	5526	5772	6036	6327	6635	6890	7207	7523
		7849	8342	9345	9970	10295	10621	10947	11272	11580
N84CH1AO	Slope Arms	5530	5904	6186	6489	6823	7176	7469	7833	8196
		8570	9136	10287	11004	11378	11752	12125	12499	12852

### DIMENSIONS

Armless Width	30	Seat Height	18½	Arm Width		Armless Weight	90
Single Arm Width		Seat Depth	52½	Straight	5½	Single Arm Weight	
		Seat Width	30	Slope	4	Straight	112
				Arm Height		Slope	110
Double Arm Width				Straight	25¼	Double Arm Weight	
				Slope	25¼	Straight	130
				Back Height	29	Slope	126
Depth	66					Armless Cubic Ft.	46.8
Height	34½					Single Arm Cubic Ft.	
						Straight	54
						Slope	50.8
						Arms Cubic Ft.	
						Straight	59.5
						Slope	56.3

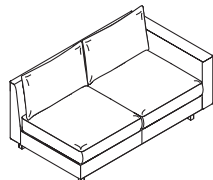
- Contrasting fabric option – specify X (i.e., N84CH1AX); see page 84. For list pricing, use your electronic specification tool or contact customer service
- Grommet cutout option CUT-G35C is available

**TO ORDER, SPECIFY:**

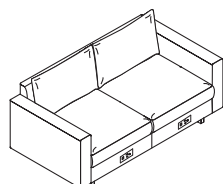
1. Model Number
2. Fabric Grade / Cover Number
3. Thread Color
4. Grommet
5. Leg Color
6. Glides

• See page 83 for Collette options  
See pages 97-99 for COM fabric yardage

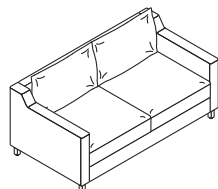
**2 SEAT LOUNGE  
SQUARE LEG**



Straight Arm, Left



Straight Arms, Grommets



Slope Arms

**MODEL  
NO.**

**ALLIANCE PROGRAM PRICE GRADES**

		A	B	C	D	E	F	G	H	I
		J	K	L	M	N	O	P	Q	R
<b>STRAIGHT ARM</b>										
N84L2M	Armless	\$ 5013	5409	5709	6030	6383	6757	7068	7453	7838
		8234	8833	10053	10813	11209	11605	12000	12396	12771
N84L2R	Straight Arm, Right	5340	5784	6120	6480	6876	7296	7644	8076	8508
		8952	9624	10992	11844	12288	12732	13176	13620	14040
N84L2L	Straight Arm, Left	5340	5784	6120	6480	6876	7296	7644	8076	8508
		8952	9624	10992	11844	12288	12732	13176	13620	14040
N84L2A	Straight Arms	5669	6161	6533	6932	7371	7837	8222	8701	9180
		9672	10417	11933	12877	13369	13862	14354	14846	15311

**SLOPE ARM**

N84L2R0	Slope Arm, Right	\$ 5340	5784	6120	6480	6876	7296	7644	8076	8508
		8952	9624	10992	11844	12288	12732	13176	13620	14040
N84L2L0	Slope Arm, Left	5340	5784	6120	6480	6876	7296	7644	8076	8508
		8952	9624	10992	11844	12288	12732	13176	13620	14040
N84L2A0	Slope Arms	5669	6161	6533	6932	7371	7837	8222	8701	9180
		9672	10417	11933	12877	13369	13862	14354	14846	15311

**DIMENSIONS**

Armless Width	60	Seat Height	18½	Arm Width		Armless Weight	137
Single Arm Width		Seat Depth	22	Straight	5½	Single Arm Weight	
Straight	65	Seat Width	60	Slope	4	Straight	155
Slope	63¾			Arm Height		Slope	153
Double Arm Width				Straight	25¼	Double Arm Weight	
Straight	70			Slope	25¼	Straight	165
Slope	67¾			Back Height	29	Slope	161
Depth	35¼					Armless Cubic Ft.	56.6
Height	34½					Single Arm Cubic Ft.	
						Straight	56.6
						Slope	55.5
						Arms Cubic Ft.	
						Straight	50.9
						Slope	59.6

- Contrasting fabric option – specify X (i.e., N84L2MX); see page 84. For list pricing, use your electronic specification tool or contact customer service
- Grommet cutout options CUT-G35L, CUT-G35R, CUT-G35LR are available

COLLETTE

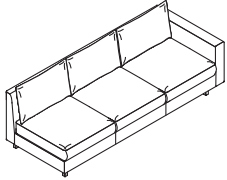
# COLLETTE

## TO ORDER, SPECIFY:

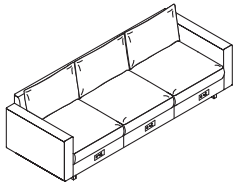
1. Model Number
2. Fabric Grade / Cover Number
3. Thread Color
4. Grommet
5. Leg Color
6. Glides

• See page 83 for Collette options  
See pages 97-99 for COM fabric yardage

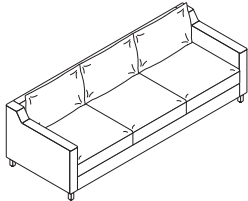
### 3 SEAT LOUNGE SQUARE LEG



Straight Arm, Left



Straight Arms, Grommets



Slope Arms

### MODEL NO.

### ALLIANCE PROGRAM PRICE GRADES

		A	B	C	D	E	F	G	H	I
		J	K	L	M	N	O	P	Q	R
<b>STRAIGHT ARM</b>										
N84L3M	Armless	\$ 6888	7469	7909	8380	8898	9447	9903	10468	11033
		11614	12493	14283	15398	15979	16560	17140	17721	18271
N84L3R	Straight Arm, Right	7217	7846	8322	8832	9393	9988	10481	11093	11705
		12334	13286	15224	16431	17060	17689	18318	18947	19542
N84L3L	Straight Arm, Left	7217	7846	8322	8832	9393	9988	10481	11093	11705
		12334	13286	15224	16431	17060	17689	18318	18947	19542
N84L3A	Straight Arms	7545	8222	8734	9283	9887	10528	11058	11717	12376
		13053	14078	16164	17463	18140	18818	19495	20172	20812
<b>SLOPE ARM</b>										
N84L3RO	Slope Arm, Right	\$ 7217	7846	8322	8832	9393	9988	10481	11093	11705
		12334	13286	15224	16431	17060	17689	18318	18947	19542
N84L3LO	Slope Arm, Left	7217	7846	8322	8832	9393	9988	10481	11093	11705
		12334	13286	15224	16431	17060	17689	18318	18947	19542
N84L3AO	Slope Arms	7545	8222	8734	9283	9887	10528	11058	11717	12376
		13053	14078	16164	17463	18140	18818	19495	20172	20812

### DIMENSIONS

Armless Width	90	Seat Height	18½	Arm Width		Armless Weight	188
Single Arm Width		Seat Depth	22	Straight	5½	Single Arm Weight	
Straight	95	Seat Width	90	Slope	4	Straight	206
Slope	93¾			Arm Height		Slope	204
Double Arm Width				Straight	25¼	Double Arm Weight	
Straight	100			Slope	25¼	Straight	225
Slope	97¾			Back Height	29	Slope	221
Depth	35¼					Armless Cubic Ft.	68.5
Height	34½					Single Arm Cubic Ft.	
						Straight	80.2
						Slope	80.2
						Arms Cubic Ft.	
						Straight	84.4
						Slope	84.4

- Contrasting fabric option – specify X (i.e., N84L3MX); see page 84. For list pricing, use your electronic specification tool or contact customer service
- All grommet cutout options are available

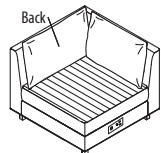


**TO ORDER, SPECIFY:**

1. Model Number
2. Fabric Grade / Cover Number
3. Thread Color
4. Grommet
5. Leg Color
6. Glides

• See page 83 for Collette options  
 See pages 97-99 for COM fabric yardage

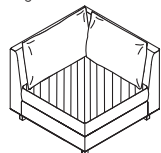
**90° INSIDE CORNER SQUARE LEG**



Left, Grommet



Right



Diagonal

**MODEL NO.**

**ALLIANCE PROGRAM PRICE GRADES**

			A	B	C	D	E	F	G	H	I
			J	K	L	M	N	O	P	Q	R
N84IN9L	90° Inside Corner Left, Square Leg	\$	3633	3929	4153	4393	4657	4937	5169	5457	5745
			6041	6489	7401	7969	8265	8561	8857	9153	9433
N84IN9R	90° Inside Corner Right, Square Leg		3633	3929	4153	4393	4657	4937	5169	5457	5745
			6041	6489	7401	7969	8265	8561	8857	9153	9433
N84IN9D	90° Inside Corner Diagonal, Square Leg		3657	3967	4203	4455	4732	5026	5269	5572	5874
			6185	6655	7613	8209	8520	8831	9142	9453	9747

**DIMENSIONS**

Width	35¼	Seat Height	18½	Back Height	29	Weight	86
Depth	35¼	Seat Depth	22			Cubic Ft.	32.0
Height	34½	Seat Width	22				

- Contrasting fabric option – specify X (i.e., N84IN9LX); see page 84. For list pricing, use your electronic specification tool or contact customer service
- Grommet cutout options CUT-G35L and CUT-G35R are available

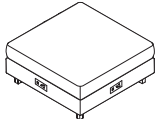
# COLLETTE

## TO ORDER, SPECIFY:

1. Model Number
2. Laminate (when applicable)
3. Solid Surface Grade/Color (when applicable)
4. Fabric Grade / Cover Number
5. Thread Color (when applicable)
6. Leg Color
7. Grommet
8. Glides

• See page 83 for Collette options  
See pages 97-99 for COM fabric yardage

### OTTOMAN SQUARE LEG



Grommets

### MODEL NO.

### ALLIANCE PROGRAM PRICE GRADES

			A	B	C	D	E	F	G	H	I
			J	K	L	M	N	O	P	Q	R
N84D1	Ottoman, 30", Square Leg	\$	1991	2113	2205	2304	2413	2529	2624	2743	2862
			2984	3169	3545	3779	3901	4024	4146	4268	4383
N84D2	Ottoman, 36", Square Leg		2448	2577	2675	2780	2896	3018	3120	3246	3372
			3501	3697	4096	4345	4474	4604	4733	4863	4985

### 30" DIMENSIONS

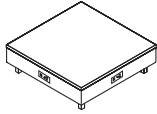
Width	30
Depth	30
Height	18½
Weight	52
Cubic Ft.	12.2

### 36" DIMENSIONS

Width	35¼
Depth	35¼
Height	18½
Weight	78
Cubic Ft.	17.3

- Contrasting fabric option – specify X (i.e., N84D1X); see page 84. For list pricing, use your electronic specification tool or contact customer service
- All grommet cutout options are available

### END TABLE SQUARE LEG



Grommets

			A	B	C	D	E	F	G	H	I
			J	K	L	M	N	O	P	Q	R
N84T36ENL	Laminate Top, Square Leg	\$	1478	1526	1562	1601	1644	1690	1727	1774	1821
			1869	1942	2090	2182	2230	2279	2327	2375	2420
N84T36ENS	Solid Surface Top, Grade A, Square Leg		3453	3501	3537	3576	3619	3665	3702	3749	3796
			3844	3917	4065	4157	4205	4254	4302	4350	4395

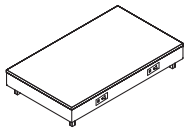
### DIMENSIONS

Width	35¼
Depth	35¼
Height	11½

Weight	94
Weight - Solid Surface	125
Cubic Ft.	17.3

- Solid Surface Grades B and C list pricing – use your electronic specification tool or contact customer service
- All grommet cutout options are available

### MAGAZINE TABLE SQUARE LEG



Grommets

			A	B	C	D	E	F	G	H	I
			J	K	L	M	N	O	P	Q	R
N84T60MGL	Laminate Top, Square Leg	\$	2698	2768	2822	2879	2941	3008	3063	3131	3200
			3270	3376	3593	3728	3798	3869	3939	4009	4076
N84T60MGS	Solid Surface Top, Grade A, Square Leg		6291	6361	6415	6472	6534	6601	6656	6724	6793
			6863	6969	7186	7321	7391	7462	7532	7602	7669

### DIMENSIONS

Width	60
Depth	35¼
Height	11½

Weight	151
Weight - Solid Surface	202
Cubic Ft.	26.0

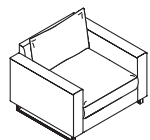
- Solid Surface Grades B and C list pricing – use your electronic specification tool or contact customer service
- Grommet cutout options CUT-G35L, CUT-G35R, CUT-G35LR are available

**TO ORDER, SPECIFY:**

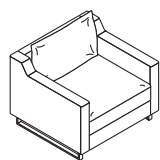
1. Model Number
2. Fabric Grade / Cover Number
3. Thread Color
4. Grommet
5. Leg Color
6. Glides

• See page 83 for Collette options  
 See pages 97-99 for COM fabric yardage

**1 SEAT LOUNGE  
 U-LEG**



Straight Arms



Slope Arm

**MODEL  
 NO.**

**ALLIANCE PROGRAM PRICE GRADES**

			A	B	C	D	E	F	G	H	I
			J	K	L	M	N	O	P	Q	R
N84L1UM	Armless	\$	3446	3657	3817	3988	4176	4375	4541	4746	4951
			5162	5481	6131	6536	6747	6958	7168	7379	7579
N84L1UA	Straight Arms	4082	4389	4621	4870	5144	5435	5675	5974	6273	
		6580	7045	7991	8580	8887	9195	9502	9809	10099	
N84L1UAO	Slope Arms	4082	4389	4621	4870	5144	5435	5675	5974	6273	
		6580	7045	7991	8580	8887	9195	9502	9809	10099	

**DIMENSIONS**

Armless Width	30	Seat Height	18½	Arm Width		Armless Weight	69
Single Arm Width		Seat Depth	22	Straight	5½	Double Arm Weight	
Straight	40	Seat Width	30	Slope	4	Straight	110
Slope	33½			Arm Height		Slope	106
Depth	35¼			Straight	25¼	Armless Cubic Ft.	32
Height	34½			Slope	25¼	Arms Cubic Ft.	
				Back Height	29	Straight	33.8

- Contrasting fabric option – specify X (i.e., N84L1UAX); see page 84. For list pricing, use your electronic specification tool or contact customer service
- Grommet cutout option CUT-G35C is available

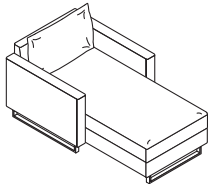
# COLLETTE

## TO ORDER, SPECIFY:

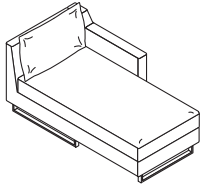
1. Model Number
2. Fabric Grade / Cover Number
3. Thread Color
4. Grommet
5. Leg Color
6. Glides

• See page 83 for Collette options  
See pages 97-99 for COM fabric yardage

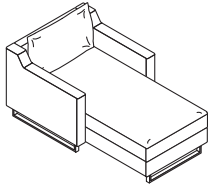
### CHAISE LOUNGE U-LEG



Straight Arms



Slope Arm, Left



Slope Arms

### MODEL NO.

### ALLIANCE PROGRAM PRICE GRADES

			A	B	C	D	E	F	G	H	I
			J	K	L	M	N	O	P	Q	R
<b>STRAIGHT ARM</b>											
N84CH1UM	Armless	\$	5228	5505	5715	5940	6188	6450	6668	6938	7208
			7485	7905	8760	9293	9570	9848	10125	10403	10665
N84CH1UR	Straight Arm, Right		5557	5883	6129	6393	6684	6992	7247	7564	7880
			8206	8699	9702	10327	10652	10978	11304	11629	11937
N84CH1UL	Straight Arm, Left		5557	5883	6129	6393	6684	6992	7247	7564	7880
			8206	8699	9702	10327	10652	10978	11304	11629	11937
N84CH1UA	Straight Arms		5887	6261	6543	6846	7180	7533	7826	8190	8553
			8927	9493	10644	11361	11735	12109	12482	12856	13209

### SLOPE ARM

N84CH1URO	Slope Arm, Right	\$	5557	5883	6129	6393	6684	6992	7247	7564	7880
			8206	8699	9702	10327	10652	10978	11304	11629	11937
N84CH1ULO	Slope Arm, Left		5557	5883	6129	6393	6684	6992	7247	7564	7880
			8206	8699	9702	10327	10652	10978	11304	11629	11937
N84CH1UAO	Slope Arms		5887	6261	6543	6846	7180	7533	7826	8190	8553
			8927	9493	10644	11361	11735	12109	12482	12856	13209

### DIMENSIONS

Armless Width	30	Seat Height	18½	Arm Width		Armless Weight	97
Single Arm Width		Seat Depth	52½	Straight	5½	Single Arm Weight	
Straight	35	Seat Width	30	Slope	4	Straight	117
Slope	33¾			Arm Height		Slope	115
Double Arm Width				Straight	25¼	Double Arm Weight	
Straight	40			Slope	25¼	Straight	134
Slope	37¾			Back Height	29	Slope	130
Depth	66					Armless Cubic Ft.	46.8
Height	34½					Single Arm Cubic Ft.	
						Straight	54
						Slope	50.8
						Arms Cubic Ft.	
						Straight	59.5
						Slope	56.3

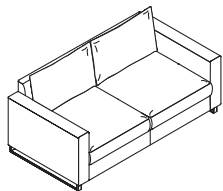
- Contrasting fabric option – specify X (i.e., N84CH1UAX); see page 84. For list pricing, use your electronic specification tool or contact customer service
- Grommet cutout option CUT-G35C is available

**TO ORDER, SPECIFY:**

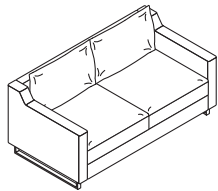
1. Model Number
2. Fabric Grade / Cover Number
3. Thread Color
4. Grommet
5. Leg Color
6. Glides

• See page 83 for Collette options  
See pages 97-99 for COM fabric yardage

**2 SEAT LOUNGE  
U-LEG**



Straight Arms



Slope Arms

**MODEL  
NO.**

**ALLIANCE PROGRAM PRICE GRADES**

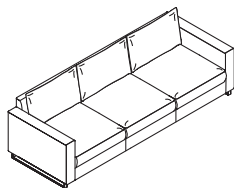
			A	B	C	D	E	F	G	H	I
			J	K	L	M	N	O	P	Q	R
N84L2UM	Armless	\$	4736	5132	5432	5753	6106	6480	6791	7176	7561
			7957	8556	9776	10536	10932	11328	11723	12119	12494
N84L2UA	Straight Arms	6029	6521	6893	7292	7731	8197	8582	9061	9540	
		10032	10777	12293	13237	13729	14222	14714	15206	15671	
N84L2UAO	Slope Arms	6029	6521	6893	7292	7731	8197	8582	9061	9540	
		10032	10777	12293	13237	13729	14222	14714	15206	15671	

**DIMENSIONS**

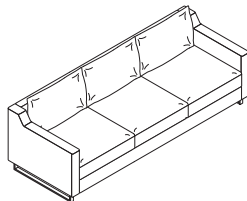
Armless Width	30	Seat Height	18½	Arm Width		Armless Weight	140
Double Arm Width		Seat Depth	22	Straight	5½	Double Arm Weight	
Straight	70	Seat Width	60	Slope	4	Straight	171
Slope	37¾			Arm Height		Slope	167
Depth	35¼			Straight	25¼	Armless Cubic Ft.	56.6
Height	34½			Slope	25¼	Arms Cubic Ft.	
				Back Height	29	Straight	50.9

- Contrasting fabric option – specify X (i.e., N84L2UAX); see page 84. For list pricing, use your electronic specification tool or contact customer service
- Grommet cutout options CUT-G35L, CUT-G35R, CUT-G35LR are available

**3 SEAT LOUNGE  
U-LEG**



Straight Arms



Slope Arms

			A	B	C	D	E	F	G	H	I
			J	K	L	M	N	O	P	Q	R
N84L3UM	Armless	\$	6612	7193	7633	8104	8622	9171	9627	10192	10757
			11338	12217	14007	15122	15703	16284	16864	17445	17995
N84L3UA	Straight Arms	7904	8581	9093	9642	10246	10887	11417	12076	12735	
		13412	14437	16523	17822	18499	19177	19854	20531	21171	
N84L3UAO	Slope Arms	7904	8581	9093	9642	10246	10887	11417	12076	12735	
		13412	14437	16523	17822	18499	19177	19854	20531	21171	

**DIMENSIONS**

Armless Width	90	Seat Height	18½	Arm Width		Armless Weight	191
Double Arm Width		Seat Depth	22	Straight	5½	Double Arm Weight	
Straight	100	Seat Width	90	Slope	4	Straight	231
Slope	37¾			Arm Height		Slope	227
Depth	35¼			Straight	25¼	Armless Cubic Ft.	68.5
Height	34½			Slope	25¼	Arms Cubic Ft.	
				Back Height	29	Straight	84.4

- Contrasting fabric option – specify X (i.e., N84L3UAX); see page 84. For list pricing, use your electronic specification tool or contact customer service
- All grommet cutout options are available

COLLETTE

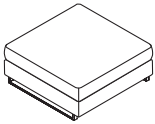
# COLLETTE

## TO ORDER, SPECIFY:

1. Model Number
2. Fabric Grade / Cover Number
3. Thread Color
4. Grommet
5. Leg Color
6. Glides

- See page 83 for Collette options
- See pages 97-99 for COM fabric yardage

### OTTOMAN U-LEG



### MODEL NO.

### ALLIANCE PROGRAM PRICE GRADES

			A	B	C	D	E	F	G	H	I
			J	K	L	M	N	O	P	Q	R
N84D1U	Ottoman, 30", U-Leg	\$	2277	2399	2491	2590	2699	2815	2910	3029	3148
			3270	3455	3831	4065	4187	4310	4432	4554	4669
N84D2U	Ottoman, 36", U-Leg		2806	2935	3033	3138	3254	3376	3478	3604	3730
			3859	4055	4454	4703	4832	4962	5091	5221	5343

### 30" DIMENSIONS

Width	30
Depth	30
Height	18½
Weight	58
Cubic Ft.	12.2

### 36" DIMENSIONS

Width	35¼
Depth	35¼
Height	18½
Weight	84
Cubic Ft.	17.3

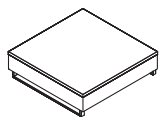
- Contrasting fabric option – specify X (i.e., N84D1UX); see page 84. For list pricing, use your electronic specification tool or contact customer service
- All grommet cutout options are available

**TO ORDER, SPECIFY:**

1. Model Number
2. Laminate (when applicable)
3. Solid Surface Grade/Color (when applicable)
4. Fabric Grade / Cover Number
5. Leg Color
6. Grommet
7. Glides

• See page 83 for Collette options  
See pages 97-99 for COM fabric yardage

**END TABLE  
U-LEG**



**MODEL  
NO.**

**ALLIANCE PROGRAM PRICE GRADES**

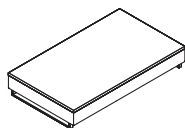
			A	B	C	D	E	F	G	H	I
			J	K	L	M	N	O	P	Q	R
N84T36ENUL	Laminate Top, U-Leg	\$	1766	1814	1850	1889	1932	1978	2015	2062	2109
			2157	2230	2378	2470	2518	2567	2615	2663	2708
N84T36ENUS	Solid Surface Top, Grade A, U-Leg		3813	3861	3897	3936	3979	4025	4062	4109	4156
			4204	4277	4425	4517	4565	4614	4662	4710	4755

**DIMENSIONS**

Width	35¼	Weight	94
Depth	35¼	Weight - Solid Surface	125
Height	11½	Cubic Ft.	17.3

- Solid Surface Grades B and C list pricing – use your electronic specification tool or contact customer service
- All grommet cutout options are available

**MAGAZINE TABLE  
U-LEG**



			A	B	C	D	E	F	G	H	I
			J	K	L	M	N	O	P	Q	R
N84T60MGUL	Laminate Top, U-Leg	\$	3057	3127	3181	3238	3300	3367	3422	3490	3559
			3629	3735	3952	4087	4157	4228	4298	4368	4435
N84T60MGUS	Solid Surface Top, Grade A, U-Leg		6648	6718	6772	6829	6891	6958	7013	7081	7150
			7220	7326	7543	7678	7748	7819	7889	7959	8026

**DIMENSIONS**

Width	60	Weight	151
Depth	35¼	Weight - Solid Surface	202
Height	11½	Cubic Ft.	26.0

- Solid Surface Grades B and C list pricing – use your electronic specification tool or contact customer service
- Grommet cutout options CUT-G35L, CUT-G35R, CUT-G35LR are available

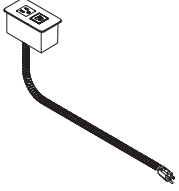
# COLLETTE

## TO ORDER, SPECIFY:

• See page 83 for Collette options

1. Model Number

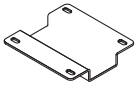
### POWER/USB GROMMET - PLUGGED



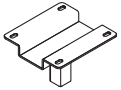
MODEL NO.		LIST PRICE	CARTONED WEIGHT	CUBIC FEET
NACG35AELPGB	Black	\$ 590	1.5 lbs.	0.3
NACG35AELPGS	Silver	590	1.5 lbs.	0.3
NACG35AELPGW	White	590	1.5 lbs.	0.3

- Features 1 power outlet and 1 USB (A+C) combo ports
- Includes black 72" long 3-prong power cord
- Power outlet provides 15 amps

### GANGING BRACKET



Ganging Bracket Kit



Leg Ganging Bracket Kit

N84GK	Ganging Bracket Kit (2 Brackets)	\$ 123	2.5 lbs.	0.2
N84GKL	Leg Ganging Bracket Kit (2 Brackets With Legs)	209	3.0 lbs.	0.2
N84GKAL	Large Leg Ganging Bracket Kit (2 Brackets With Legs)	278	3.0 lbs.	0.2

- Ganging bracket kit includes required brackets to join 2 units together
- Leg ganging bracket kit allows the removal of front and back legs when ganging 2 units
- Large leg ganging bracket kit for intermediate arm ganging
- All bracket models provide wire management



## COM YARDAGE REQUIREMENTS

### COM YARDAGE REQUIREMENTS (54" WIDTH – CUT UP THE ROLL)

MODEL	RAILROADED Contact customer service 800-482-1717 for ydg requirements	NON DIRECTIONAL OR SOLID	1"-4" REPEAT	5"-11" REPEAT	12"-18" REPEAT	COL SQUARE FEET
			4" VERTICAL X 4" HORIZONTAL	11" VERTICAL X 11" HORIZONTAL	18" VERTICAL X 18" HORIZONTAL	
N84L1A, N84L1AO, N81UAO		8.30	8.90	12.20	14.70	165
N84L1AX, N84L1AOX, N81L1UAOX	Upholstery	2.40	2.90	4.20	4.70	47
	Seat	2.10	2.70	4.60	5.70	41
	Back	1.30	1.60	2.20	3.30	26
	Arm	2.60	3.20	3.90	7.50	52
N84L1UA		8.30	8.90	12.20	14.70	165
N84L1UAX	Upholstery	2.40	2.90	4.20	4.70	47
	Seat	2.10	2.70	4.60	5.70	41
	Back	1.30	1.60	2.20	3.30	26
	Arm	2.60	3.20	3.90	7.50	52
N84L1L, N84L1LO		7.00	7.80	10.80	13.20	139
N84L1LX, N84L1LOX	Upholstery	2.40	2.90	4.20	4.70	47
	Seat	2.10	2.90	4.20	4.70	47
	Back	1.30	1.60	2.20	3.30	26
	Arm	1.30	1.70	2.50	4.50	27
N84L1R, N84L1RO		7.00	7.50	10.80	13.20	138
N84L1RX, N84L1ROX	Upholstery	2.40	2.90	4.20	4.70	47
	Seat	2.10	2.70	2.70	5.70	41
	Back	1.30	1.60	2.20	3.30	26
	Arm	1.30	1.70	2.50	4.50	27
N84L1M		5.70	6.60	9.40	10.70	39
N84L1MX	Upholstery	2.40	2.90	4.20	4.70	47
	Seat	2.10	2.70	4.60	5.70	41
	Back	1.30	1.60	2.20	3.30	26
N84L1UM		5.70	6.60	9.40	10.70	39
N84L1UMX	Upholstery	2.40	2.90	4.20	4.70	47
	Seat	2.10	2.70	4.60	5.70	41
	Back	1.30	1.60	2.20	3.30	26
N84L2A, N84L2AO		13.30	14.70	19.70	23.20	266
N84L2AX, N84L2AOX	Upholstery	4.20	4.80	6.70	7.00	82
	Seat	4.20	5.00	8.70	10.70	83
	Back	2.60	2.80	3.40	3.50	51
	Arm	2.60	3.20	3.90	7.50	52
N84L2UA, N84L2UAO		13.30	14.70	19.70	23.20	266
N84L2UAX, N84L2UAOX	Upholstery	4.20	4.80	6.70	7.00	82
	Seat	4.20	5.00	8.70	10.70	83
	Back	2.60	2.80	3.40	3.50	51
	Arm	2.60	3.20	3.90	7.50	52
N84L2L, N84L2LO		12.00	13.40	18.40	21.20	241
N84L2LX, N84L2LOX	Upholstery	4.20	4.80	6.70	7.00	82
	Seat	4.20	5.00	8.70	10.70	83
	Back	2.60	2.80	3.40	3.50	51
	Arm	1.30	1.70	2.50	4.50	27
N84L2R, N84L2RO		12.00	13.40	18.40	21.20	241
N84L2RX, N84L2RX	Upholstery	4.20	4.80	6.70	7.00	82
	Seat	4.20	5.00	8.70	10.70	83
	Back	2.60	2.80	3.40	3.40	51
	Arm	1.30	1.70	2.50	4.50	27
N84L2M		10.70	12.00	16.10	18.70	214
N84L2MX	Upholstery	4.20	4.80	6.70	7.00	82
	Seat	4.20	5.00	8.80	10.70	83
	Back	2.60	2.80	3.40	3.40	51
N84L2UM		10.70	12.00	16.10	18.70	214
N84L2UMX	Upholstery	4.20	4.80	6.70	7.00	82
	Seat	4.20	5.00	8.80	10.70	83
	Back	2.60	2.80	3.40	3.40	51
N84L3A, N84L3AO		18.30	20.10	27.30	31.20	364

COLLETTE

# COM YARDAGE REQUIREMENTS

## COM YARDAGE REQUIREMENTS (54" WIDTH – CUT UP THE ROLL)

MODEL	RAILROADED Contact customer service 800-482-1717 for ydg requirements	NON DIRECTIONAL OR SOLID	1"-4" REPEAT	5"-11" REPEAT	12"-18" REPEAT	COL SQUARE FEET
			4" VERTICAL X 4" HORIZONTAL	11" VERTICAL X 11" HORIZONTAL	18" VERTICAL X 18" HORIZONTAL	
N84L3AX, N84L3AOX	Upholstery	5.90	9.00	12.20	12.50	120
	Seat	6.30	7.00	12.90	15.70	124
	Back	3.90	4.20	4.80	5.00	73
	Arm	2.60	3.20	3.90	7.50	52
N84L3UA, N84L3UAO		18.30	20.10	27.30	31.20	364
N84L3UAX, N84L3UAOX	Upholstery	5.90	9.00	12.20	12.50	120
	Seat	6.30	7.00	12.90	15.70	124
	Back	3.90	4.20	4.80	5.00	73
	Arm	2.60	3.20	3.90	7.50	52
N84L3L, N84L3LO		17.00	18.90	25.90	29.10	338
N84L3LX, N84L3LOX	Upholstery	5.90	9.30	12.20	12.70	120
	Seat	6.30	9.00	12.20	12.50	128
	Back	3.90	4.20	4.80	5.00	73
	Arm	1.30	1.70	2.50	4.50	27
N84L3R, N84L3RO		17.00	18.90	25.90	29.10	338
N84L3RX, N84L3ROX	Upholstery	5.90	9.30	12.20	12.70	120
	Seat	6.30	9.00	12.20	12.50	128
	Back	3.90	4.20	4.80	5.00	73
	Arm	1.30	1.70	2.50	4.50	27
N84L3M		15.70	17.70	24.50	26.70	313
N84L3MX	Upholstery	5.90	9.30	12.20	12.70	120
	Seat	6.30	9.30	12.20	12.70	128
	Back	3.90	4.20	4.80	5.00	73
N84L3UM		15.70	17.70	24.50	26.70	313
N84L3UMX	Upholstery	5.90	9.30	12.20	12.70	120
	Seat	6.30	9.30	12.20	12.70	128
	Back	3.90	4.20	4.80	5.00	73
N84IN9L		8.00	8.70	11.50	11.70	160
N84IN9LX	Upholstery	3.70	4.00	5.60	5.90	80
	Seat	2.10	9.00	12.20	12.50	44
	Back	2.50	2.90	3.40	3.70	50
N84IN9R		8.00	8.70	11.50	11.70	160
N84IN9RX	Upholstery	3.70	4.00	5.60	5.90	80
	Seat	2.10	9.00	12.20	12.50	44
	Back	2.50	2.90	3.40	3.70	50
N84IN9D		8.40	9.60	12.90	15.20	173
N84IN9DX	Upholstery	3.70	4.70	6.70	7.00	83
	Seat	2.50	2.80	4.60	6.70	48
	Back	2.50	2.90	3.40	3.90	50
N84D1		3.30	3.80	7.00	9.10	67
N84D1X	Upholstery	1.20	1.80	3.20	4.70	26
	Seat	2.10	2.50	4.30	5.20	42
N84D1U		3.30	3.80	7.00	9.10	67
N84D1UX	Upholstery	1.20	1.80	3.20	4.70	26
	Seat	2.10	2.50	4.30	5.20	42
N84D2		3.50	4.00	7.00	10.10	70
N84D2X	Upholstery	1.20	1.80	3.20	4.70	26
	Seat	2.30	2.60	4.30	6.20	45
N84D2U		3.50	4.00	7.00	10.10	70
N84D2UX	Upholstery	1.20	1.80	3.20	4.70	26
	Seat	2.30	2.60	4.30	6.20	45
N84T36ENL		1.30	2.30	4.60	6.70	37
N84T36ENUL		1.30	2.30	4.60	6.70	37
N84T36ENS		1.30	2.30	4.60	6.70	37
N84T36ENUS		1.30	2.30	4.60	6.70	37
N84T60MGL		1.90	2.00	3.10	4.70	26
N84T60MGUL		1.90	2.00	3.10	4.70	26
N84T60MGS		1.90	2.00	3.40	4.70	26

## COM YARDAGE REQUIREMENTS

### COM YARDAGE REQUIREMENTS (54" WIDTH – CUT UP THE ROLL)

MODEL	RAILROADED Contact customer service 800-482-1717 for ydg requirements	NON DIRECTIONAL OR SOLID	1"-4" REPEAT	5"-11" REPEAT	12"-18" REPEAT	COL SQUARE FEET
			4" VERTICAL X 4" HORIZONTAL	11" VERTICAL X 11" HORIZONTAL	18" VERTICAL X 18" HORIZONTAL	
N84T60MGUS		1.90	2.00	3.40	4.70	26
N84CH1AO		10.1	11.20	13.80	15.60	201.45
N84CH1AOX	Upholstery	2.9	3.50	3.50	4.70	57.56
	Seat	3.6	4.00	5.90	8.10	70.84
	Back	1.3	1.50	2.10	2.30	26.57
	Arm	2.8	3.80	4.80	6.40	56.45
N84CH1LO		8.8	9.90	12.00	14.00	175.44
N84CH1LOX	Upholstery	2.9	3.50	3.50	4.70	57.56
	Seat	3.6	4.00	5.90	8.10	70.84
	Back	1.3	1.50	2.10	2.30	26.57
	Arm	1.6	2.40	3.00	3.40	30.99
N84CH1RO		8.8	9.90	12.00	14.00	175.44
N84CH1ROX	Upholstery	2.9	3.50	3.50	4.70	57.56
	Seat	3.6	4.00	5.90	8.10	70.84
	Back	1.3	1.50	2.10	2.30	26.57
	Arm	1.6	2.40	3.00	3.40	30.99
N84CH1M		7.5	8.40	10.70	13.00	149.98
N84CH1MX	Upholstery	2.9	3.50	3.50	4.70	57.56
	Seat	3.6	4.00	5.90	8.10	70.84
	Back	1.3	1.50	2.10	2.30	26.57

