

---

# Tessera

Product Specifications	372
Product Options	373
Grommet Location Options for Conference Tops	376
Product Pages	380

**TESSERA PRODUCT SPECIFICATIONS**

**WORKSURFACE**

- Veneer surfaces are 1 $\frac{3}{8}$ " plain sliced slipmatched cherry (Amber, Autumn, Cordovan, Judicial, Mocha, Truffle) or maple veneer (Brighton, Caramel, Honey, Natural), quarter cut walnut veneer (Almond, Portobello, Sable), or quarter cut oak veneer (Sonoma). All veneer component surfaces feature a 3mm wood rim
- Laminate surfaces are 1 $\frac{3}{8}$ " HPL (high pressure laminate)
- Rims are available in 3mm softened profile
- Grain direction runs left-to-right unless otherwise noted
- CSL not available

**PEDESTAL RECESSED FAÇADE**

- Flat profile in veneer or laminate that matches the chassis material
- Recessed façade is 1 $\frac{3}{8}$ " thick on top of pedestal

**FINISH APPLICATION**

- All Veneer surfaces feature a semi-open pore matte finish

**CHASSIS CONSTRUCTION**

- All joints are securely fastened by screws, L-brackets, dowels, and concealed fasteners to ensure maximum strength
- Adjustable leveling glides are standard on all casegoods
- Laminate height adjustable desks without wire manager have horizontal grain on outer shroud

**CORD MANAGEMENT**

- Round grommets and racetrack grommets are optional on worksurfaces
- Undersurface wire managers are available for additional cable management requirements
- Cords can be routed out the bottom side of the pedestal
- Leather strap can hold wires and attach to a leg in Florence colors Almond Biscotti, Terra, Mezza Luna, and Struzzo
- Leather sleeve with zipper in 3 heights: standard, bar, counter for housing cords in Florence colors Almond Biscotti, Terra, Mezza Luna and Struzzo

**LEGS**

- Tapered wood legs
- Contrasting leg option available in Designer White (405), Cinder (462), Platinum Metallic (501), and Satin Nickel Metallic (503) paint
- Conference table will have apron rail match leg paint color

**BENCHES (STANDARD HEIGHT)**

- Available in wood and laminate wood grain finishes, solid laminate colors
- Legs and apron rail will match and can be specified different from the top
- Upholstered options available
- 72" recommended to be used with 84" length table (1 per side)
- 60" recommended to be used with 72" length table (1 per side)
- 54" recommended to be used with 120" length table (1 per side)
- 48" recommended to be used with 108" length table (2 per side)
- 42" recommended to be used with 96" length table (2 per side)

DIMENSION KEY	
D	Depth
W	Width
H	Height
A	Overhang: Approach Side
KW	Kneespace Width

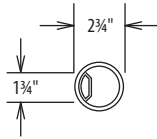
**GROMMET OPTIONS—WORKSURFACE**

If no grommet is desired, specify an X (No Grommet)

**Round Grommet,  
Nylon Plastic**

\$25 list for each grommet

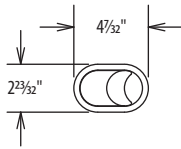
- G1L Left
- G1R Right
- G1LR Left & Right
- G1C Center
- G1A Left, Right & Center



**Racetrack Grommet,  
Satin Nickel Metallic**

\$30 list for each grommet

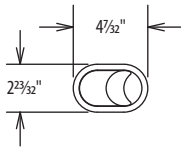
- G11SNL Left
- G11SNR Right
- G11SNLR Left & Right
- G11SNC Center
- G11SNA Left, Right & Center



**Racetrack Grommet,  
Platinum Metallic**

\$30 list for each grommet

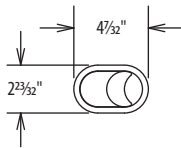
- G11PLL Left
- G11PLR Right
- G11PLLR Left & Right
- G11PLC Center
- G11PLA Left, Right & Center



**Racetrack Grommet,  
Cinder**

\$30 list for each grommet

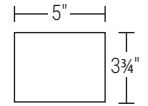
- G11MBL Left
- G11MBR Right
- G11MBLR Left & Right
- G11MBC Center
- G11MBA Left, Right & Center



**Cutout Option for 1 Touch Pivoting Power  
Grommet**

\$25 list upcharge per cutout location

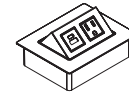
- CUT-G17L Left
- CUT-G17R Right
- CUT-G17LR Left & Right
- CUT-G17C Center
- CUT-G17A Left, Right & Center



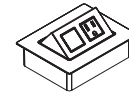
• Reference pages 315-318 for cutout locations of CUT-G17



**NACG17AELPGB, NACG17AELPGS, and  
NACG17AELPGW (Sold Separately)**



**NACG17BELPGB, NACG17BELPGS, and  
NACG17BELPGW (Sold Separately)**



**NACG17CELPGB, NACG17CELPGS, and  
NACG17CELPGW (Sold Separately)**

• Reference page 347 for pricing and details

# TESSERA - CONFIGURATION OPTIONS

## GROMMET OPTIONS – CONFERENCE

If no grommet is desired, specify an X (No Grommet)

### Round Grommet Option, Black

\$75 list upcharge per grommet location


- G10C Center
- G10E End
- G10LR Left, Right
- G10A All
- G10CE Center, End

- Reference pages 309-312 for grommet locations



**NACG10EL  
(Sold Separately)**

- NACG10EL electrical grommet is available as a substitute for G10 grommet, if desired
- Reference page 346 for pricing and details



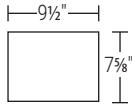
**NACG10AELPGB, NACG10AELPGW,  
NACG10AELPGG, NACG10BELPGB,  
NACG10BELPGW, and NACG10AELPGG  
(Sold Separately)**

- NACG10A and NACG10B power/USB grommet is available as a substitute for G10 grommet, if desired
- Reference Electrical Addendum for pricing and details

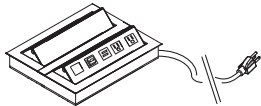
### Cutout Option for 1 Touch Double Pivoting Power Grommet

\$25 list upcharge per cutout location

- CUT-G15C Center
- CUT-G15E End
- CUT-G15LR Left, Right
- CUT-G15A All
- CUT-G15CE Center, End



- Reference page 377 for cutout locations of CUT-G15



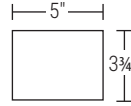
**NACG15AELPGS, NACG15AELPGB, and  
NACG15AELPGW  
(Sold Separately)**

- Reference page 346 for pricing and details

### Cutout Option for 1 Touch Pivoting Power Grommet

\$25 list upcharge per cutout location

- CUT-G17C Center
- CUT-G17E End
- CUT-G17LR Left & Right
- CUT-G17A All
- CUT-G17CE Center, End




- Reference page 378 for cutout locations of CUT-G17



**NACG17AELPGB, NACG17AELPGS, and  
NACG17AELPGW (Sold Separately)**



**NACG17BELPGB, NACG17BELPGS, and  
NACG17BELPGW (Sold Separately)**



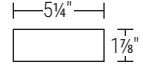
**NACG17CELPGB, NACG17CELPGS, and  
NACG17CELPGW (Sold Separately)**

- Reference page 347 for pricing and details

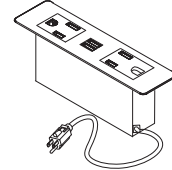
### Cutout Option for G23 Power Grommet

\$25 list upcharge per cutout location

- CUT-G23C Center
- CUT-G23E End
- CUT-G23LR Left, Right
- CUT-G23A All
- CUT-G23CE Center, End



- Reference page 379 for cutout locations of CUT-G23



**NACG23ELB (Sold Separately)  
NACG23ELS (Sold Separately)**

- Reference page 348 for pricing and details

**LEG FINISH/  
PAINT OPTIONS**

- AC Autumn
- AD Almond
- CL Caramel
- CW Cordovan
- DW Judicial
- HN Honey
- IM Brighton
- MC Amber
- MH Mocha
- NM Natural
- PB Portobello
- SM Sonoma
- TF Truffle
- 792 Sable
- 405 Designer White
- 423 Concrete
- 462 Cinder
- 463 Iron
- 501 Platinum Metallic
- 503 Satin Nickel Metallic

**ADJUSTABLE HEIGHT  
LEG PAINT**

- 462 Cinder
- 501 Platinum Metallic

**WOOD FINISHES**

- AC Autumn
- AD Almond
- CL Caramel
- CW Cordovan
- DW Judicial
- HN Honey
- IM Brighton
- MC Amber
- MH Mocha
- NM Natural
- PB Portobello
- SM Sonoma
- TF Truffle
- 792 Sable

**LAMINATES**

**WOODGRAIN LAMINATE\***

- AC2 Autumn 2
- AD Almond
- ADH Almond Horizontal
- CL Caramel
- CW Cordovan
- DW Judicial
- HN2 Honey 2
- IM Brighton
- MC Amber
- MH Mocha
- NM Natural
- PB Portobello
- PBH Portobello Horizontal
- PT Portico
- PTH Portico Horizontal
- SK Skyline
- SKH Skyline Horizontal
- SM Sonoma
- SMH Sonoma Horizontal
- TF Truffle
- 792 Sable
- 792H Sable Horizontal
- 793 Acorn

\*Not available on the accent sliding door of the laminate/wood models

**SOLID LAMINATE**

- 405 Designer White
- 419 Wallaby
- 425 Shadow
- 440 Cloud
- 461 Graphite
- 462 Cinder
- 478 Platinum Grey
- 488 Frosty White
- 491 Designer White Linear
- 491H Designer White Linear Horizontal
- 492 Cinder Linear
- 492H Cinder Linear Horizontal
- CSL not available

**GALLERY LAMINATE**

- Grade 1 – 5% upcharge
- G1001 Citadel
- G1011 Pepperdust
- Grade 2 – 6% upcharge
- G1002 Planked Raw Oak
- G1003 Evening Notte
- G1004 Kirsche
- G1005 Midnight Run
- G1006 Sepia Walnut
- G1007 Serotina
- G1008 Timeless
- G1009 White Nebbia
- G1012 Phantom Ecu
- See page 13 for Gallery program details and upcharges

TESSERA

**CONCRETE  
(WALL PANELS ONLY)**

- 90 Grey Concrete

**STONE  
(WALL PANELS ONLY)**

- 40 Bianca Carrara Marble
- 41 Nero Marquina Marble
- 42 Grey Emperador Marble
- 43 Turkish Silver Travertine

**COMPOSITE  
(WALL PANELS ONLY)**

- 405 Designer White
- 423 Concrete
- 462 Cinder
- 463 Iron
- 501 Platinum Metallic
- 503 Satin Nickel Metallic

**HPL PATTERN LAMINATES  
(WALL PANELS ONLY)**

- Grade A
- 821 Elemental Concrete
- Grade B
- 824 Weathered Cement
- Grade C
- 825 Jet Sequoia
- 826 Calacatta Marble
- 827 Black Fusion
- Grade B is 20% upcharge
- Grade C is 30% upcharge

# GROMMET LOCATIONS FOR TESSERA CONFERENCE TOPS

- G10 grommets are shipped installed
- NACG10EL, NACG10AELPG\*, and NACG10BELPG\* electrical grommets are available as a substitute for G10 grommet, if desired
- G10 Round Grommet

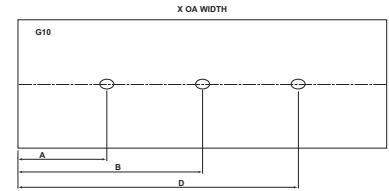


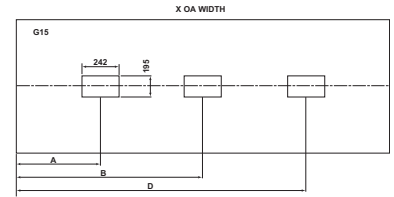
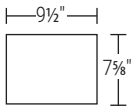
TABLE LENGTH (IN)

GROMMET LOCATION/ OPTIONS	72"				84"				96"				108"				120"			
	A	B	C	D	A	B	C	D	A	B	C	D	A	B	C	D	A	B	C	D
<b>G10C CENTER</b>	-	36"	-	-	-	41 <sup>1</sup> / <sub>16</sub> "	-	-	-	47 <sup>1</sup> / <sub>16</sub> "	-	-	-	53 <sup>1</sup> / <sub>16</sub> "	-	-	-	59 <sup>1</sup> / <sub>16</sub> "	-	-
<b>G10E END</b>	A	B	C	D	A	B	C	D	A	B	C	D	A	B	C	D	A	B	C	D
	17 <sup>1</sup> / <sub>8</sub> "	-	-	-	20 <sup>1</sup> / <sub>8</sub> "	-	-	-	23 <sup>1</sup> / <sub>8</sub> "	-	-	-	26 <sup>1</sup> / <sub>8</sub> "	-	-	-	29 <sup>1</sup> / <sub>8</sub> "	-	-	-
<b>G10LR LEFT, RIGHT</b>	A	B	C	D	A	B	C	D	A	B	C	D	A	B	C	D	A	B	C	D
	17 <sup>1</sup> / <sub>8</sub> "	-	-	54 <sup>1</sup> / <sub>16</sub> "	20 <sup>1</sup> / <sub>8</sub> "	-	-	63 <sup>1</sup> / <sub>16</sub> "	23 <sup>1</sup> / <sub>8</sub> "	-	-	72 <sup>1</sup> / <sub>16</sub> "	26 <sup>1</sup> / <sub>8</sub> "	-	-	81 <sup>1</sup> / <sub>4</sub> "	29 <sup>1</sup> / <sub>8</sub> "	-	-	90 <sup>1</sup> / <sub>4</sub> "
<b>G10A ALL</b>	A	B	C	D	A	B	C	D	A	B	C	D	A	B	C	D	A	B	C	D
	17 <sup>1</sup> / <sub>8</sub> "	36"	-	54 <sup>1</sup> / <sub>16</sub> "	20 <sup>1</sup> / <sub>8</sub> "	41 <sup>1</sup> / <sub>16</sub> "	-	63 <sup>1</sup> / <sub>16</sub> "	23 <sup>1</sup> / <sub>8</sub> "	47 <sup>1</sup> / <sub>16</sub> "	-	72 <sup>1</sup> / <sub>16</sub> "	26 <sup>1</sup> / <sub>8</sub> "	53 <sup>1</sup> / <sub>16</sub> "	-	81 <sup>1</sup> / <sub>4</sub> "	29 <sup>1</sup> / <sub>8</sub> "	59 <sup>1</sup> / <sub>16</sub> "	-	90 <sup>1</sup> / <sub>4</sub> "
<b>G10CE CENTER, END</b>	A	B	C	D	A	B	C	D	A	B	C	D	A	B	C	D	A	B	C	D
	17 <sup>1</sup> / <sub>8</sub> "	36"	-	-	20 <sup>1</sup> / <sub>8</sub> "	41 <sup>1</sup> / <sub>16</sub> "	-	-	23 <sup>1</sup> / <sub>8</sub> "	47 <sup>1</sup> / <sub>16</sub> "	-	-	26 <sup>1</sup> / <sub>8</sub> "	53 <sup>1</sup> / <sub>16</sub> "	-	-	29 <sup>1</sup> / <sub>8</sub> "	59 <sup>1</sup> / <sub>16</sub> "	-	-

TESSERA

# GROMMET LOCATIONS FOR TESSERA CONFERENCE TOPS

• CUT-G15 option



## TABLE LENGTH (IN)

GROMMET LOCATION/ OPTIONS	72"				84"				96"				108"				120"			
	A	B	C	D	A	B	C	D	A	B	C	D	A	B	C	D	A	B	C	D
<b>G15C CENTER</b>	A	B	C	D	A	B	C	D	A	B	C	D	A	B	C	D	A	B	C	D
	-	36"	-	-	-	41 1/16"	-	-	-	47 1/16"	-	-	-	53 1/16"	-	-	-	59 1/16"	-	-
<b>G15E END</b>	A	B	C	D	A	B	C	D	A	B	C	D	A	B	C	D	A	B	C	D
	15 1/8"	-	-	-	18 3/8"	-	-	-	21 3/8"	-	-	-	24 3/8"	-	-	-	27 3/8"	-	-	-
<b>G15LR LEFT, RIGHT</b>	A	B	C	D	A	B	C	D	A	B	C	D	A	B	C	D	A	B	C	D
	15 1/8"	-	-	56 1/16"	18 3/8"	-	-	65 1/16"	21 3/8"	-	-	74 1/16"	24 3/8"	-	-	83 1/4"	27 3/8"	-	-	92 1/4"
<b>G15A ALL</b>	A	B	C	D	A	B	C	D	A	B	C	D	A	B	C	D	A	B	C	D
	15 1/8"	36"	-	56 1/16"	18 3/8"	41 1/16"	-	65 1/16"	21 3/8"	47 1/16"	-	74 1/16"	24 3/8"	53 1/16"	-	83 1/4"	27 3/8"	59 1/16"	-	92 1/4"
<b>G15CE CENTER, END</b>	A	B	C	D	A	B	C	D	A	B	C	D	A	B	C	D	A	B	C	D
	15 1/8"	36"	-	-	18 3/8"	41 1/16"	-	-	21 3/8"	47 1/16"	-	-	24 3/8"	53 1/16"	-	-	27 3/8"	59 1/16"	-	-

TESSERA

# GROMMET LOCATIONS FOR TESSERA CONFERENCE TOPS

- For G17, the center grommet location consists of 2 grommet cutouts (upcharge will reflect 2 grommet cutouts)
- CUT-G17 option

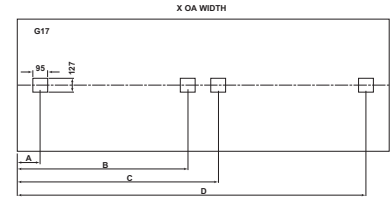
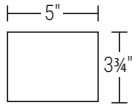


TABLE LENGTH (IN)

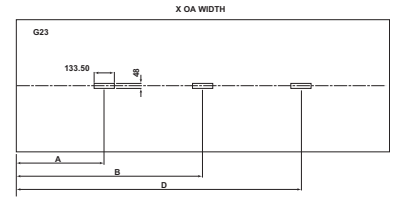
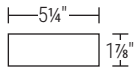
GROMMET LOCATION/ OPTIONS	72"				84"				96"				108"				120"			
	A	B	C	D	A	B	C	D	A	B	C	D	A	B	C	D	A	B	C	D
<b>G17C CENTER</b>	-	32 1/16"	39 13/16"	-	-	38 1/16"	45 1/8"	-	-	44"	51 1/8"	-	-	50"	57 1/8"	-	-	56"	63 3/8"	-
<b>G17E END</b>	A	B	C	D	A	B	C	D	A	B	C	D	A	B	C	D	A	B	C	D
	6"	-	-	-	6"	-	-	-	6"	-	-	-	6"	-	-	-	6"	-	-	-
<b>G17LR LEFT, RIGHT</b>	A	B	C	D	A	B	C	D	A	B	C	D	A	B	C	D	A	B	C	D
	6"	-	-	66"	6"	-	-	77 13/16"	6"	-	-	89 13/16"	6"	-	-	101 7/8"	6"	-	-	113 3/8"
<b>G17A ALL</b>	A	B	C	D	A	B	C	D	A	B	C	D	A	B	C	D	A	B	C	D
	6"	32 1/16"	39 13/16"	66"	6"	38 1/16"	45 1/8"	77 13/16"	6"	44"	51 1/8"	89 13/16"	6"	50"	57 1/8"	101 7/8"	6"	56"	63 3/8"	113 3/8"
<b>G17CE CENTER, END</b>	A	B	C	D	A	B	C	D	A	B	C	D	A	B	C	D	A	B	C	D
	6"	32 1/16"	39 13/16"	-	6"	38 1/16"	45 1/8"	-	6"	44"	51 1/8"	-	6"	50"	57 1/8"	-	6"	56"	63 3/8"	-

TESSERA



# GROMMET LOCATIONS FOR TESSERA CONFERENCE TOPS

• CUT-G23 option



GROMMET LOCATION/ OPTIONS	TABLE LENGTH (IN)																			
	72"				84"				96"				108"				120"			
	A	B	C	D	A	B	C	D	A	B	C	D	A	B	C	D	A	B	C	D
<b>G23C CENTER</b>	-	36"	-	-	-	41 1/16"	-	-	-	47 1/16"	-	-	-	53 1/16"	-	-	-	59 1/16"	-	-
<b>G23E END</b>	A	B	C	D	A	B	C	D	A	B	C	D	A	B	C	D	A	B	C	D
	16 1/16"	-	-	-	19 1/16"	-	-	-	22 1/16"	-	-	-	25 1/16"	-	-	-	28 1/16"	-	-	-
<b>G23LR LEFT, RIGHT</b>	A	B	C	D	A	B	C	D	A	B	C	D	A	B	C	D	A	B	C	D
	16 1/16"	-	-	55 1/16"	19 1/16"	-	-	64 1/4"	22 1/16"	-	-	73 1/4"	25 1/16"	-	-	82 1/4"	28 1/16"	-	-	91 3/16"
<b>G23A ALL</b>	A	B	C	D	A	B	C	D	A	B	C	D	A	B	C	D	A	B	C	D
	16 1/16"	36"	-	55 1/16"	19 1/16"	41 1/16"	-	64 1/4"	22 1/16"	47 1/16"	-	73 1/4"	25 1/16"	53 1/16"	-	82 1/4"	28 1/16"	59 1/16"	-	91 3/16"
<b>G23CE CENTER, END</b>	A	B	C	D	A	B	C	D	A	B	C	D	A	B	C	D	A	B	C	D
	16 1/16"	36"	-	-	19 1/16"	41 1/16"	-	-	22 1/16"	47 1/16"	-	-	25 1/16"	53 1/16"	-	-	28 1/16"	59 1/16"	-	-

TESSERA

# TESSERA

## PRODUCT SPECIFICATIONS

- Legs are solid wood
- Legs shipped KD in same box


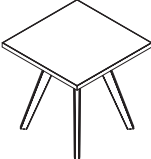

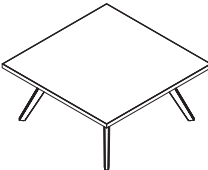
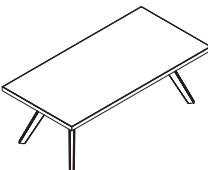
## TO ORDER, SPECIFY:

1. Model Number
2. Leg Color
3. Finish/Laminate Color

## SAMPLE MODEL NUMBERS:

59N24ENRDW 501 MH  
59N24ENRDLW 501 MH

- See pages 373-375 for all options available in Tessera

	MODEL NO./DESCRIPTION	LIST PRICE	DIMENSIONS					CARTONED WEIGHT	CUBIC FEET	
			D	W	H	A	KW			
<b>TESSERA END TABLE</b>    	<b>ROUND</b>									
	59N24ENRDW	Wood	\$ 1742	24	24	23¾	—	—	83 lbs.	14.2
	59N24ENRDLW	Laminate	1483	24	24	23¾	—	—	83 lbs.	14.2
	<b>SQUARE</b>									
	59N2424ENSQW	Wood	\$ 1861	24	24	23¾	—	—	55 lbs.	14.2
	59N2424ENSQLW	Laminate	1601	24	24	23¾	—	—	55 lbs.	14.2
	<ul style="list-style-type: none"> <li>• No grommet cutouts available</li> <li>• 1¾" thick top</li> </ul>									
<b>TESSERA COFFEE TABLE</b>    	<b>ROUND</b>									
	59N36MGRDW	Wood	\$ 2026	36¾	36¾	16¾	—	—	55 lbs.	21.6
	59N36MGRDLW	Laminate	1766	36¾	36¾	16¾	—	—	55 lbs.	21.6
	<b>SQUARE</b>									
	59N3636MGSQW	Wood	\$ 2143	36¾	36¾	16¾	—	—	65 lbs.	21.6
	59N3636MGSQLW	Laminate	1884	36¾	36¾	16¾	—	—	65 lbs.	21.6
	<ul style="list-style-type: none"> <li>• No grommet cutouts available</li> <li>• 1¾" thick top</li> </ul>									
<b>TESSERA MAGAZINE TABLE</b>  	59N2448MGW	Wood	\$ 2026	24	48	16¾	—	—	77 lbs.	19.7
	59N2448MGLW	Laminate	1766	24	48	16¾	—	—	77 lbs.	19.7
	<ul style="list-style-type: none"> <li>• No grommet cutouts available</li> <li>• 1¾" thick top</li> </ul>									

**PRODUCT SPECIFICATIONS**

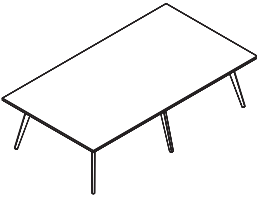
- Legs are solid wood
- Legs shipped KD in same box
- Apron rail on conference tables shipped attached
- See pages 383-384 for coordinating benches

**TO ORDER, SPECIFY:**

1. Model Number
2. Grommet
3. Leg Color
4. Finish/Laminate Color

**SAMPLE MODEL NUMBERS:**

- 59N6012029TRTW X 501 MH  
 59N6012029TRLW X 501 MH
- See pages 373-375 for all options available in Tessler

	MODEL NO./DESCRIPTION	LIST PRICE	DIMENSIONS					CARTONED WEIGHT	CUBIC FEET
			D	W	H	A	KW		
<p><b>CONFERENCE TABLE WORKSURFACE HEIGHT</b></p> 	59N6012029TRTW Wood	\$ 6938	60	120	28%	-	-	309 lbs.	25.2
	59N6012029TRLW Laminate	6631	60	120	28%	-	-	309 lbs.	25.2
	59N6010829TRTW Wood	\$ 6871	60	108	28%	-	-	281 lbs.	22.8
	59N6010829TRLW Laminate	6234	60	108	28%	-	-	281 lbs.	22.8
	59N609629TRTW Wood	\$ 6710	60	96	28%	-	-	252 lbs.	20.4
	59N609629TRLW Laminate	6107	60	96	28%	-	-	252 lbs.	20.4
	59N608429TRTW Wood	\$ 5210	60	84	28%	-	-	222 lbs.	18.0
	59N608429TRLW Laminate	4602	60	84	28%	-	-	222 lbs.	18.0
	59N607229TRTW Wood	\$ 5059	60	72	28%	-	-	194 lbs.	15.6
	59N607229TRLW Laminate	4378	60	72	28%	-	-	194 lbs.	15.6
	59N5412029TRTW Wood	\$ 6624	54	120	28%	-	-	283 lbs.	22.9
	59N5412029TRLW Laminate	6350	54	120	28%	-	-	283 lbs.	22.9
	59N5410829TRTW Wood	\$ 6566	54	108	28%	-	-	257 lbs.	20.7
	59N5410829TRLW Laminate	5996	54	108	28%	-	-	257 lbs.	20.7
	59N549629TRTW Wood	\$ 6421	54	96	28%	-	-	230 lbs.	18.5
	59N549629TRLW Laminate	5882	54	96	28%	-	-	230 lbs.	18.5
	59N548429TRTW Wood	\$ 4939	54	84	28%	-	-	202 lbs.	16.4
	59N548429TRLW Laminate	4396	54	84	28%	-	-	202 lbs.	16.4
	59N547229TRTW Wood	\$ 4804	54	72	28%	-	-	176 lbs.	14.2
	59N547229TRLW Laminate	4195	54	72	28%	-	-	176 lbs.	14.2

- Regulation ping pong size 60"x108"
- Apron rail color will match specified leg color
- 72 and 84" wide models will have a total of 4 legs. 96, 108, and 120" wide models have 6 legs

# TESSERA

## PRODUCT SPECIFICATIONS

- Apron rail ships attached
- Legs shipped KD in same box
- Apron rail on conference tables shipped attached
- See pages 383-384 for coordinating benches

## TO ORDER, SPECIFY:

1. Model Number
2. Grommet
3. Leg Color
4. Finish/Laminate Color

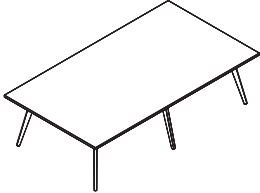
## SAMPLE MODEL NUMBERS:

59N4812029TRTW X 501 PT  
59N4812029TRLW X 501 PT

- See pages 373-375 for all options available in Tessera

MODEL NO./DESCRIPTION	LIST PRICE	DIMENSIONS					CARTONED WEIGHT	CUBIC FEET
		D	W	H	A	KW		
59N4812029TRTW Wood	\$ 6344	48	120	28%	-	-	258 lbs.	20.6
59N4812029TRLW Laminate	6100	48	120	28%	-	-	258 lbs.	20.6
59N4810829TRTW Wood	\$ 6292	48	108	28%	-	-	233 lbs.	18.7
59N4810829TRLW Laminate	5782	48	108	28%	-	-	233 lbs.	18.7
59N489629TRTW Wood	\$ 6163	48	96	28%	-	-	208 lbs.	16.7
59N489629TRLW Laminate	5682	48	96	28%	-	-	208 lbs.	16.7
59N488429TRTW Wood	\$ 4697	48	84	28%	-	-	183 lbs.	14.7
59N488429TRLW Laminate	4211	48	84	28%	-	-	183 lbs.	14.7
59N487229TRTW Wood	\$ 4575	48	72	28%	-	-	157 lbs.	12.8
59N487229TRLW Laminate	4032	48	72	28%	-	-	157 lbs.	12.8
59N4212029TRTW Wood	\$ 6170	42	120	28%	-	-	228 lbs.	18.4
59N4212029TRLW Laminate	5553	42	120	28%	-	-	228 lbs.	18.4
59N4210829TRTW Wood	\$ 6049	42	108	28%	-	-	206 lbs.	16.6
59N4210829TRLW Laminate	5465	42	108	28%	-	-	206 lbs.	16.6
59N429629TRTW Wood	\$ 5932	42	96	28%	-	-	184 lbs.	14.4
59N429629TRLW Laminate	5383	42	96	28%	-	-	184 lbs.	14.4
59N428429TRTW Wood	\$ 4480	42	84	28%	-	-	161 lbs.	13.1
59N428429TRLW Laminate	3964	42	84	28%	-	-	161 lbs.	13.1
59N427229TRTW Wood	\$ 4372	42	72	28%	-	-	139 lbs.	11.4
59N427229TRLW Laminate	3888	42	72	28%	-	-	139 lbs.	11.4

### CONFERENCE TABLE WORKSURFACE HEIGHT



- Regulation ping pong size 60"x108"
- Apron rail color will match specified leg color
- 72 and 84" wide models will have a total of 4 legs. 96, 108, and 120" wide models have 6 legs

**PRODUCT SPECIFICATIONS**

- Apron rail ships attached
- Legs shipped KD in same carton

**TO ORDER, SPECIFY:**

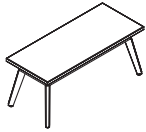
1. Model Number
2. Leg Color
3. Fabric Grade/Color
4. Wood or Laminate Color

**SAMPLE MODEL NUMBER:**

59N1872BN1F 501 L8 82008

- See pages 373-375 for all options available in Tessera
- See page 384 for COM fabric yardage

	MODEL NO./DESCRIPTION		LIST PRICE	DIMENSIONS					CARTONED WEIGHT	CUBIC FEET
				D	W	H	A	KW		
<b>BENCH</b>	59N1872BN1W	Wood	\$ 2596	18½	72	17½	–	–	69 lbs.	5.2
	59N1872BN1L	Laminate	2542	18½	72	17½	–	–	69 lbs.	5.2



**ALLIANCE GRADE / LIST PRICE**

	MODEL NO./DESCRIPTION		LIST PRICE	A	B	C	D	E	F	G	H	I
				J	K	L	M	N	O	P	Q	R
59N1872BN1F	Fabric		\$	2830	2873	2907	2944	2984	3027	3060	3104	3148
				3190	3259	3396	3481	3526	3572	3616	3660	3702

59N1860BN1W	Wood		\$ 2380	18½	60	17½	–	–			62 lbs.	4.4
59N1860BN1L	Laminate		2325	18½	60	17½	–	–			62 lbs.	4.4

**ALLIANCE GRADE / LIST PRICE**

	MODEL NO./DESCRIPTION		LIST PRICE	A	B	C	D	E	F	G	H	I
				J	K	L	M	N	O	P	Q	R
59N1860BN1F	Fabric		\$	2614	2657	2691	2728	2768	2811	2844	2888	2932
				2974	3043	3180	3265	3310	3356	3400	3444	3486

59N1854BN1W	Wood		\$ 2163	18½	54	17½	–	–			55 lbs.	4.0
59N1854BN1L	Laminate		2109	18½	54	17½	–	–			55 lbs.	4.0

**ALLIANCE GRADE / LIST PRICE**

	MODEL NO./DESCRIPTION		LIST PRICE	A	B	C	D	E	F	G	H	I
				J	K	L	M	N	O	P	Q	R
59N1854BN1F	Fabric		\$	2397	2440	2474	2511	2551	2594	2627	2671	2715
				2757	2826	2963	3048	3093	3139	3183	3227	3269

- 72" recommended to be used with 84" length table (1 per side)
- 60" recommended to be used with 72" length table (1 per side)
- 54" recommended to be used with 120" length table (2 per side)
- 48" recommended to be used with 108" length table (2 per side)
- 42" recommended to be used with 96" length table (2 per side)
- Apron rail color will match specified leg color

# TESSERA

## PRODUCT SPECIFICATIONS

- Apron rail ships attached
- Legs shipped KD in same carton

## TO ORDER, SPECIFY:

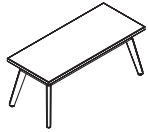
1. Model Number
2. Leg Color
3. Fabric Grade/Color
4. Wood or Laminate Color

## SAMPLE MODEL NUMBER:

59N1848BN1F 501 L8 82008

- See pages 373-375 for all options available in Tessera

MODEL NO./DESCRIPTION	LIST PRICE	DIMENSIONS					CARTONED WEIGHT	CUBIC FEET
		D	W	H	A	KW		
<b>BENCH (CONTINUED)</b>								
59N1848BN1W Wood	\$ 2055	18½	48	17½	–	–	49 lbs.	3.6
59N1848BN1L Laminate	2001	18½	48	17½	–	–	49 lbs.	3.6



## ALLIANCE GRADE / LIST PRICE

	LIST PRICE	A	B	C	D	E	F	G	H	I
		J	K	L	M	N	O	P	Q	R
59N1848BN1F Fabric	\$ 2253	2275	2291	2310	2330	2351	2368	2390	2412	2433
		2467	2536	2579	2601	2624	2646	2668	2689	

59N1842BN1W Wood	\$ 1947	18½	42	17½	–	–	42 lbs.	3.2
59N1842BN1L Laminate	1893	18½	42	17½	–	–	42 lbs.	3.2

## ALLIANCE GRADE / LIST PRICE

	LIST PRICE	A	B	C	D	E	F	G	H	I
		J	K	L	M	N	O	P	Q	R
59N1842BN1F Fabric	\$ 2145	2167	2183	2202	2222	2243	2260	2282	2304	2325
		2359	2428	2471	2493	2516	2538	2560	2581	

- 72" recommended to be used with 84" length table (1 per side)
- 60" recommended to be used with 72" length table (1 per side)
- 54" recommended to be used with 120" length table (2 per side)
- 48" recommended to be used with 108" length table (2 per side)
- 42" recommended to be used with 96" length table (2 per side)
- Apron rail color will match specified leg color

## COM YARDAGE REQUIREMENTS (54" WIDTH – CUT UP THE ROLL)

MODEL	RAILROADED Contact customer service 800-482-1717 for ydg requirements	NON DIRECTIONAL OR SOLID	1"-4" REPEAT 4" VERTICAL X 4" HORIZONTAL	5"-11" REPEAT 11" VERTICAL X 11" HORIZONTAL	12"-18" REPEAT 18" VERTICAL X 18" HORIZONTAL	COL SQUARE FEET
59N1872BN1F		1.50	1.80	2.80	4.60	30
59N1860BN1F		1.50	1.80	2.80	4.60	29
59N1854BN1F		1.50	1.80	2.80	4.60	29
59N1848BN1F		0.90	1.20	1.90	3.00	17
59N1842BN1F		0.90	1.20	1.90	3.00	17

**PRODUCT SPECIFICATIONS**

- Conference tops available in wood or laminate
- Apron rail comes attached
- Legs shipped KD in same carton
- See pages 383-384 for coordinating benches

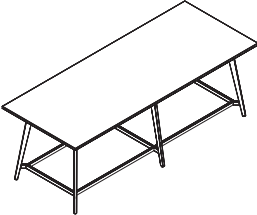
**TO ORDER, SPECIFY:**

1. Model Number
2. Grommet
3. Leg Color
4. Finish/Laminate Color

**SAMPLE MODEL NUMBERS:**

59N4812041TRTW X 501 PT  
 59N4812041TRTLW X 501 PT

- See pages 373-375 for all options available in Tessler

	MODEL NO./DESCRIPTION	LIST PRICE	DIMENSIONS			A	KW	CARTONED WEIGHT	CUBIC FEET
			D	W	H				
<p><b>CONFERENCE TABLE BAR HEIGHT</b></p> 	59N4812041TRTW Wood	\$ 10658	48	119%	41		561 lbs.	20.6	
	59N4812041TRTLW Laminate	10248	48	119%	41		561 lbs.	20.6	
	59N4810841TRTW Wood	\$ 10572	48	107%	41		525 lbs.	22.3	
	59N4810841TRTLW Laminate	9715	48	107%	41		525 lbs.	22.3	
	59N489641TRTW Wood	\$ 10354	48	95%	41		488 lbs.	20.4	
	59N489641TRTLW Laminate	9546	48	95%	41		488 lbs.	20.4	
	59N488441TRTW Wood	\$ 7892	48	84	41		452 lbs.	14.7	
	59N488441TRTLW Laminate	7075	48	84	41		452 lbs.	14.7	
	59N487241TRTW Wood	\$ 7687	48	72	41		416 lbs.	12.8	
	59N487241TRTLW Laminate	6776	48	72	41		416 lbs.	12.8	
	59N4212041TRTW Wood	\$ 10367	42	119%	41		527 lbs.	18.4	
	59N4212041TRTLW Laminate	9330	42	119%	41		527 lbs.	18.4	
	59N4210841TRTW Wood	\$ 10163	42	107%	41		494 lbs.	19.9	
	59N4210841TRTLW Laminate	9183	42	107%	41		494 lbs.	19.9	
	59N429641TRTW Wood	\$ 9967	42	95%	41		460 lbs.	18.1	
	59N429641TRTLW Laminate	9046	42	95%	41		460 lbs.	18.1	
	59N428441TRTW Wood	\$ 7528	42	84	41		424 lbs.	13.1	
	59N428441TRTLW Laminate	6660	42	84	41		424 lbs.	13.1	
	59N427241TRTW Wood	\$ 7347	42	72	41		400 lbs.	11.4	
	59N427241TRTLW Laminate	6532	42	72	41		400 lbs.	11.4	

- Apron rail color will match specified leg color
- Footrail can be specified in paint colors Designer White (405), Concrete (423), Cinder (462), Iron (463), Platinum Metallic (501), and Satin Nickel Metallic (503)
- 72" and 84" wide models will have a total of 4 legs. 96", 108", and 120" wide models have 6 legs
- If specifying G17 grommet, a braided cord is available. See Tables price list page 546.

# TESSERA

## PRODUCT SPECIFICATIONS

- Conference tops available in wood or laminate
- Apron rail comes attached
- Legs shipped KD in same carton
- See pages 383-384 for coordinating benches

## TO ORDER, SPECIFY:

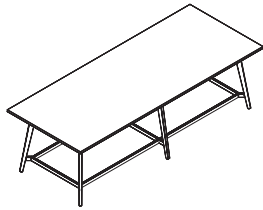
1. Model Number
2. Grommet
3. Leg Color
4. Finish/Laminate Color

## SAMPLE MODEL NUMBERS:

59N4812035TRTW X 501 PT  
59N4812035TRLW X 501 PT

- See pages 373-375 for all options available in Tessera

MODEL NO./DESCRIPTION	LIST PRICE	DIMENSIONS					CARTONED WEIGHT	CUBIC FEET
		D	W	H	A	KW		
<b>CONFERENCE TABLE COUNTER HEIGHT</b>								
59N4812035TRTW Wood	\$ 10149	48	119%	34 <sup>1</sup> / <sub>16</sub>			514 lbs.	20.6
59N4812035TRLW Laminate	9759	48	119%	34 <sup>1</sup> / <sub>16</sub>			514 lbs.	20.6
59N4810835TRTW Wood	\$ 10067	48	107%	34 <sup>1</sup> / <sub>16</sub>			481 lbs.	18.7
59N4810835TRLW Laminate	9252	48	107%	34 <sup>1</sup> / <sub>16</sub>			481 lbs.	18.7
59N489635TRTW Wood	\$ 9861	48	95%	34 <sup>1</sup> / <sub>16</sub>			446 lbs.	20.4
59N489635TRLW Laminate	9091	48	95%	34 <sup>1</sup> / <sub>16</sub>			446 lbs.	20.4
59N488435TRTW Wood	\$ 7515	48	84	34 <sup>1</sup> / <sub>16</sub>			414 lbs.	14.7
59N488435TRLW Laminate	6737	48	84	34 <sup>1</sup> / <sub>16</sub>			414 lbs.	14.7
59N487235TRTW Wood	\$ 7321	48	72	34 <sup>1</sup> / <sub>16</sub>			400 lbs.	12.8
59N487235TRLW Laminate	6452	48	72	34 <sup>1</sup> / <sub>16</sub>			400 lbs.	12.8
59N4212035TRTW Wood	\$ 9873	42	119%	34 <sup>1</sup> / <sub>16</sub>			482 lbs.	18.4
59N4212035TRLW Laminate	8886	42	119%	34 <sup>1</sup> / <sub>16</sub>			482 lbs.	18.4
59N4210835TRTW Wood	\$ 9678	42	107%	34 <sup>1</sup> / <sub>16</sub>			451 lbs.	16.6
59N4210835TRLW Laminate	8744	42	107%	34 <sup>1</sup> / <sub>16</sub>			451 lbs.	16.6
59N429635TRTW Wood	\$ 9492	42	95%	34 <sup>1</sup> / <sub>16</sub>			419 lbs.	18.1
59N429635TRLW Laminate	8614	42	95%	34 <sup>1</sup> / <sub>16</sub>			419 lbs.	18.1
59N428435TRTW Wood	\$ 7169	42	84	34 <sup>1</sup> / <sub>16</sub>			387 lbs.	13.1
59N428435TRLW Laminate	6343	42	84	34 <sup>1</sup> / <sub>16</sub>			387 lbs.	13.1
59N427235TRTW Wood	\$ 6996	42	72	34 <sup>1</sup> / <sub>16</sub>			320 lbs.	11.4
59N427235TRLW Laminate	6220	42	72	34 <sup>1</sup> / <sub>16</sub>			320 lbs.	11.4



- Apron rail color will match specified leg color
- Footrail can be specified in paint colors Designer White (405), Concrete (423), Cinder (462), Iron (463), Platinum Metallic (501), and Satin Nickel Metallic (503)
- 72" and 84" wide models will have a total of 4 legs. 96", 108", and 120" wide models have 6 legs
- If specifying G17 grommet, a braided cord is available. See Tables price list page 546.