
Idara

Product Specifications	330
Fabrics and Options	331
Contrasting Fabrics Specifications	332
Product Pages	333
COM Yardage Requirements	337



IDARA PRODUCT SPECIFICATIONS

FRAME CONSTRUCTION

- Welded steel frame encased in high grade polyurethane foam

SEAT CONSTRUCTION

- Plywood panel encased in high grade polyurethane foam

BASE AND GLIDES

Disc Base

- Available in polished or matte black
- Features 360° swivel
- Formed and welded steel mounting plate
- Adhesive backed fiber pad glides

4-Prong Low-Profile, Metal

- Available in polished or matte black
- Features 360° swivel
- Fully welded base construction
- White polypropylene glides

4-Leg Wood

- Beech wood legs utilizing tennon joints and glued for strength
- Non-marring nylon glides
- Guest models available as static or with auto-return swivel

4-Leg Wood with Metal Frame

- Beech wood legs supported by welded metal frame with screws and epoxy for strength
- Metal frame is always black
- Non-marring nylon glides

5-Prong Mobile Base



- Cylinder and base available in polished or matte black
- Features height adjustment and 360° swivel
- Control mechanism always black, powder coated steel with plastic handle
- Black, hard double wheel casters, which work on multiple surfaces, are standard
- Soft casters are available for an additional upcharge

UPHOLSTERY DETAIL

- Contrasting fabric available on all models
- Due to dimensional design of the back, horizontal stripes and large patterns are not recommended, as they will appear distorted or wavy
- All models feature a complementary zipper placed vertically down the center of the extreme back
- When specifying Florence leather on 2-Seat models, comfort wrinkles may be present due to the dimensional design of the back and arms

FINISH

- Features a catalyzed top coat that resists denting, peeling, and reactions to chemicals
- Can be cleaned with a damp cloth
- When specifying Brighton, Natural, and Sonoma finish, variation in color is acceptable due to the nature of wood characteristics



SURFACE MATERIALS

See the Kimball Hospitality Surface Materials Reference Guide at kimballhospitality.com for a complete overview of our materials program, including:

- Characteristics of wood
- Special wood finishes
- Customer-specified laminate (CSL)
- Customer-specified paint (CSP)
- Fabric application and colorways
- Customer's own material (COM) process overview
- Alliance program

ALLIANCE FABRIC PROGRAM

Kimball Hospitality has analyzed each model to most accurately reflect the COM/COL yardage requirements shown on page 337.

The yardage requirement for each model is based on 54" W fabric and cutting the fabric up the roll.

If repeat is larger than 18", contact Customer Service to confirm the correct amount of yardage required. When ordering 10 or more chairs in the same COM, yardage requirements may be reduced.

Contact Customer Service.

PRICE GRADES A-R

See Surface Materials at www.kimballhospitality.com for a wide variety of graded-in fabrics from Arc-Com, Carnegie, CF Stinson, Designtex, Maharam, Mayer, Momentum, and Ultrafabrics.

FABRIC SAMPLES

If you need samples for presentation(s), contact our alliance partners directly at:

Arc-Com	800.223.5466	arc-com.com
Carnegie	800.727.6770	carnegiefabrics.com
CF Stinson	800.841.6279	cfstinson.com
Designtex	800.221.1540	designtex.com
Maharam	800.645.3943	maharam.com
Mayer	800.428.4415	mayerfabrics.com
Momentum	800.366.6839	memosamples.com
Ultrafabrics	877.309.6648	ultrafabricsllc.com

FINISHES

AC	Autumn	NM	Natural
AD	Almond	PB	Portobello
BZ	Brazilwood	PC	Porcini
CI	Chai	PT	Portico
CL	Caramel	SK	Skyline
CW	Cordovan	SM	Sonoma
DW	Judicial	TF	Truffle
HN	Honey	WL	Willow
IM	Brighton	405	Designer White
KN	Kona	462	Cinder
MC	Amber	792	Sable
MH	Mocha	793	Acorn*

*Acorn is the finish complement to Clear Walnut finish

BASE PAINT OPTIONS

MB	Matte Black
PO	Polished

CASTERS

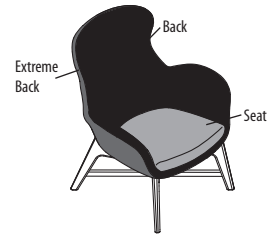
5-PRONG LOW PROFILE HEIGHT ADJUSTABLE MOBILE BASE

C3	Hard (standard)
C4	Soft (add \$36 list)

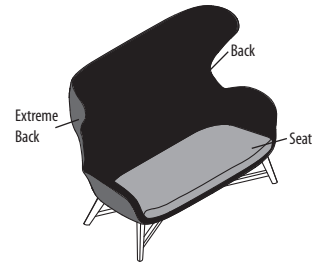
TO ORDER CONTRASTING FABRIC, SPECIFY

IDARA

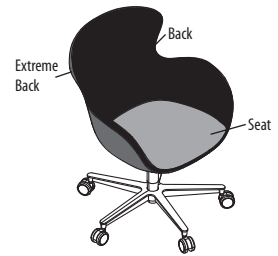
1. Model Number plus "X"
2. Back Fabric Grade Number/Cover Number
3. Extreme Back Fabric Grade Number/Cover Number
4. Seat Fabric Grade Number/Cover Number
5. Finish (wood leg base models only)



Contrasting Fabric



Contrasting Fabric



Contrasting Fabric

TO ORDER, SPECIFY:

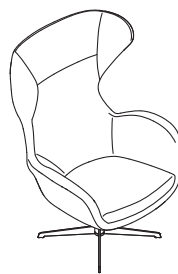
1. Model Number
2. Fabric Grade / Cover Number
3. Paint

• See page 331 for Idara options
See page 337 for COM fabric yardage

4-PRONG BASE



Midback



Highback

MODEL NO.

ALLIANCE PROGRAM PRICE GRADES

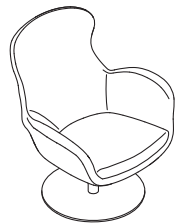
		A	B	C	D	E	F	G	H	I
		J	K	L	M	N	O	P	Q	R
N83GM4LM	Midback	\$ 2945	3037	3107	3182	3265	3352	3425	3515	3605
		3697	3837	4122	4300	4392	4485	4577	4670	4757
N83GH4LM	Highback	\$ 3338	3460	3552	3651	3760	3876	3971	4090	4209
		4331	4516	4892	5126	5248	5371	5493	5615	5730

DIMENSIONS

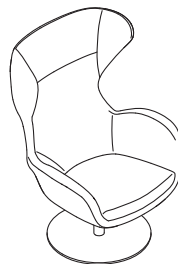
Width	32¼	Arm Height	23	Back Width	31	Weight - Mid	40
Depth	32¼	Seat Height	16½	Back Height - Mid	22½	Cubic Ft. - Mid	22.3
Height - Mid	36½	Seat Depth	20	Back Height - High	31	Weight - High	46
Height - High	45	Seat Width	18½			Cubic Ft. - High	27.5

• Contrasting fabric option – specify X (i.e., N85GH4LMX); see page 332. For list pricing, use your electronic specification tool or contact customer service

DISC BASE



Midback



Highback

		A	B	C	D	E	F	G	H	I
		J	K	L	M	N	O	P	Q	R
N83GMDA	Midback	\$ 3015	3107	3177	3252	3335	3422	3495	3585	3675
		3767	3907	4192	4370	4462	4555	4647	4740	4827
N83GHDA	Highback	\$ 3407	3529	3621	3720	3829	3945	4040	4159	4278
		4400	4585	4961	5195	5317	5440	5562	5684	5799

DIMENSIONS

Width	32¼	Arm Height	23	Back Width	31	Weight - Mid	60
Depth	32¼	Seat Height	16½	Back Height - Mid	22½	Cubic Ft. - Mid	22.3
Height - Mid	36½	Seat Depth	20	Back Height - High	31	Weight - High	66
Height - High	45	Seat Width	18½			Cubic Ft. - High	27.5

• Contrasting fabric option – specify X (i.e., N83GHDA X); see page 332. For list pricing, use your electronic specification tool or contact customer service

IDARA

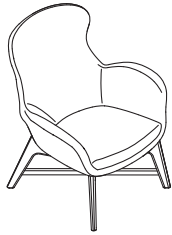
TO ORDER, SPECIFY:

1. Model Number
2. Fabric Grade / Cover Number
3. Finish


• See page 331 for Idara options

See page 337 for COM fabric yardage

4-LEG WOOD BASE



Midback



Highback

MODEL NO.

ALLIANCE PROGRAM PRICE GRADES


			A	B	C	D	E	F	G	H	I
			J	K	L	M	N	O	P	Q	R
N83GM4W	Midback	\$	3118	3210	3280	3355	3438	3525	3598	3688	3778
			3870	4010	4295	4473	4565	4658	4750	4843	4930
N83GH4W	Highback	\$	3510	3632	3724	3823	3932	4048	4143	4262	4381
			4503	4688	5064	5298	5420	5543	5665	5787	5902

DIMENSIONS


Width	32½	Arm Height	23	Back Width	31	Weight - Mid	26
Depth	32½	Seat Height	16½	Back Height - Mid	22½	Cubic Ft. - Mid	22.3
Height - Mid	36½	Seat Depth	20	Back Height - High	31	Weight - High	32
Height - High	45	Seat Width	18½			Cubic Ft. - High	27.5

• Contrasting fabric option – specify X (i.e., N83GM4WX); see page 332. For list pricing, use your electronic specification tool or contact customer service

2-SEAT WOOD BASE



Midback



Highback

			A	B	C	D	E	F	G	H	I
			J	K	L	M	N	O	P	Q	R
N83L2M4W	Midback	\$	7029	7191	7315	7447	7592	7746	7873	8032	8190
			8353	8599	9101	9413	9576	9739	9902	10065	10219
N83L2H4W	Highback		8054	8253	8405	8567	8745	8934	9090	9285	9479
			9679	9981	10597	10980	11180	11380	11580	11780	11969

DIMENSIONS

Width	56½	Arm Height	23	Back Width	56½	Weight - Mid	106
Depth	32½	Seat Height	16½	Back Height - Mid	22½	Cubic Ft. - Mid	44.1
Height - Mid	35½	Seat Depth	20½	Back Height - High	31	Weight - High	120
Height - High	42½	Seat Width	46½			Cubic Ft. - High	52.3

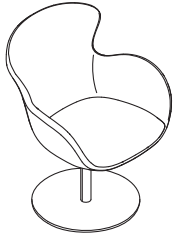
• Contrasting fabric option – specify X (i.e., N83L2M4WX); see page 332. For list pricing, use your electronic specification tool or contact customer service

TO ORDER, SPECIFY:

1. Model Number
2. Fabric Grade / Cover Number
3. Wood Finish (if applicable)
4. Metal Paint (if applicable)

• See page 331 for Idara options
 See page 337 for COM fabric yardage

GUEST DISC BASE



MODEL NO.

ALLIANCE PROGRAM PRICE GRADES

				A	B	C	D	E	F	G	H	I
				J	K	L	M	N	O	P	Q	R
N83GLDA	Guest, Disc	\$		2309	2376	2426	2480	2540	2603	2655	2720	2784
				2851	2952	3157	3285	3351	3418	3485	3551	3614

DIMENSIONS

Width	25½	Seat Height	18¾	Arm Height	7¾	Back Width	17½	Weight	
Depth	25¾	Seat Depth	17¾	Arm Width	1½	Back Height	19	Cubic Ft.	15.7
Height	34¾	Seat Width	16¾						

• Contrasting fabric option – specify X (i.e., N83GLDAX); see page 332. For list pricing, use your electronic specification tool or contact customer service

GUEST METAL 4-PRONG



				A	B	C	D	E	F	G	H	I
				J	K	L	M	N	O	P	Q	R
N83GL4LM	Guest, 4-Prong	\$		2309	2376	2426	2480	2540	2603	2655	2720	2784
				2851	2952	3157	3285	3351	3418	3485	3551	3614

DIMENSIONS

Width	25½	Seat Height	18¾	Arm Height	7¾	Back Width	17½	Weight	39
Depth	25¾	Seat Depth	17¾	Arm Width	1½	Back Height	19	Cubic Ft.	15.7
Height	34¾	Seat Width	16¾						

• Contrasting fabric option – specify X (i.e., N83GL4LMX); see page 332. For list pricing, use your electronic specification tool or contact customer service

GUEST 5-PRONG LOW PROFILE MOBILE



				A	B	C	D	E	F	G	H	I
				J	K	L	M	N	O	P	Q	R
N83GL5MC	Guest, 5-Prong Mobile	\$		2309	2376	2426	2480	2540	2603	2655	2720	2784
				2851	2952	3157	3285	3351	3418	3485	3551	3614

DIMENSIONS

Width	27	Seat Height	15¾-20¾	Arm Height	7¾	Back Width	17½	Weight	
Depth	25½	Seat Depth	17¾	Arm Width	1½	Back Height	19	Cubic Ft.	15.5
Height	31½-36¾	Seat Width	16¾						

• Height Adjustable and 360 Swivel
 • Contrasting fabric option – specify X (i.e., N83GL5MCX); see page 332. For list pricing, use your electronic specification tool or contact customer service

GUEST 4-LEG WOOD WITH METAL SUPPORT



				A	B	C	D	E	F	G	H	I
				J	K	L	M	N	O	P	Q	R
N83GLW4W	Guest, Wood with Metal Support	\$		2348	2415	2465	2519	2579	2642	2694	2759	2823
				2890	2991	3196	3324	3390	3457	3524	3590	3653

DIMENSIONS

Width	25½	Seat Height	18½	Arm Height	7¾	Back Width	17½	Weight	
Depth	25¾	Seat Depth	17¾	Arm Width	1½	Back Height	19	Cubic Ft.	16.2
Height	34	Seat Width	16¾						

• Metal support is always black
 • Contrasting fabric option – specify X (i.e., N83GLW4WX); see page 332. For list pricing, use your electronic specification tool or contact customer service

IDARA

TO ORDER, SPECIFY:

1. Model Number
2. Fabric Grade / Cover Number
3. Wood Finish

• See page 331 for Idara options

See page 337 for COM fabric yardage

GUEST 4-LEG WOOD



MODEL NO.

ALLIANCE PROGRAM PRICE GRADES

		A	B	C	D	E	F	G	H	I
		J	K	L	M	N	O	P	Q	R
N83GL4W	Guest, Wood, Static	\$ 2260	2327	2377	2431	2491	2554	2606	2671	2735
		2802	2903	3108	3236	3302	3369	3436	3502	3565
N83GLS4W	Guest, Wood, Swivel	2396	2463	2513	2567	2627	2690	2742	2807	2871
		2938	3039	3244	3372	3438	3505	3572	3638	3701

DIMENSIONS

Width	25¾	Seat Height - Static	18¾	Arm Height	7¾	Back Width	17½	Weight - Static	28.4
Depth	25¾	Seat Height - Swivel	18¾	Arm Width	1½	Back Height	19	Weight - Swivel	31.4
Height - Static	33¾	Seat Depth	17¾					Cubic Ft.	17.7
Height - Swivel	33½	Seat Width	16¾						

- Swivel rotates 180 degrees and features auto-return functionality
- Contrasting fabric option – specify X (i.e., N83GL4WX); see page 332. For list pricing, use your electronic specification tool or contact customer service

COM YARDAGE REQUIREMENTS

COM YARDAGE REQUIREMENTS (54" WIDTH – CUT UP THE ROLL)

MODEL	RAILROADED Contact customer service 800-482-1717 for ydg requirements	NON DIRECTIONAL OR SOLID	1"-4" REPEAT	5"-11" REPEAT	12"-18" REPEAT	COL SQUARE FEET
			4" VERTICAL X 4" HORIZONTAL	11" VERTICAL X 11" HORIZONTAL	18" VERTICAL X 18" HORIZONTAL	
N83GHDA, N83GH4LM, N83GH4W		3.17	4.00	6.00	7.50	63.09
N83GHDAX, N83GH4LMX,	Back	1.22	1.80	2.30	4.30	24.35
N83GH4WX	Seat	0.83	1.00	2.00	2.30	16.60
	Extreme	1.72	2.20	3.50	4.00	34.31
N83GLDA, N893GLS4W, N83GLW4W, N83GL4LM, N83GL4W, N83GL5MC		1.80	2.50	3.30	4.80	35.97
N83GLDAX, N83GLS4WX,	Back	0.80	1.10	1.90	2.00	15.50
N83GLW4WX, N83GL4MX,	Seat	0.70	0.90	1.00	2.40	13.84
N83GL4WX, N83GL5MCX	Extreme	1.00	1.40	2.10	2.60	20.48
N83GMDA, N83GM4LM, N83GM4W		2.56	3.50	5.00	5.70	50.92
N83GMDAX, N83GM4LMX,	Back	1.00	1.50	1.90	2.00	19.92
N83GM4WX	Seat	0.83	1.00	2.00	2.30	16.60
	Extreme	1.39	1.80	2.80	3.40	27.67
N83L2H4W		5.40	6.70	8.00	10.10	106.81
N83L2H4WX	Back	1.90	2.50	2.80	3.20	38.74
	Seat	1.60	2.00	2.20	3.40	31.55
	Extreme	2.60	3.20	5.30	7.10	52.02
N83L2M4W		4.40	5.30	6.60	7.40	86.89
N83L2M4WX	Back	1.40	1.70	2.00	2.00	27.67
	Seat	1.60	2.10	2.40	2.80	31.55
	Extreme	2.20	2.70	3.70	4.90	43.17

