
Independence

SUFFOLK CHAIRS

Product Specifications	318
Fabrics and Options	319
Product Pages	320

RICHLAND CHAIRS

Product Specifications	321
Fabrics and Options	322
Product Pages	323

HILLSBOROUGH LOUNGE SEATING

Product Specifications	324
Fabrics and Options	325
Product Pages	326

COM YARDAGE REQUIREMENTS 327

INDEPENDENCE

SUFFOLK PRODUCT SPECIFICATIONS

- Three models are available: mid back desk, mid back side, and a complementary open back side chair

FRAME CONSTRUCTION

- Frame is maple hardwood
- Joints are double doweled and securely glued to ensure maximum strength. Tie screws are added for strength
- Seat is reinforced with corner blocks and four screws
- Side-to-side rails on desk chair provide strength and a secure place to mount the swivel tilt mechanism

SEAT CONSTRUCTION

- Cushions are high resiliency, CFC-free polyurethane foam
- Seat suspension is constructed of unidirectional webbing that is machine stretched across the open frame and stapled to the side rails
- 3" thick seat cushion is applied to the flexible webbing suspension
- 1½" thick back cushion is bonded to the hardwood back panel
- Upholstery is wrapped over the cushions and secured with upholstery staples

ARMS

- Arm caps are upholstered
- Brass trim nails, standard on all models, are individually driven head to head around the bottom edge of the upholstered arm caps

CONTROL

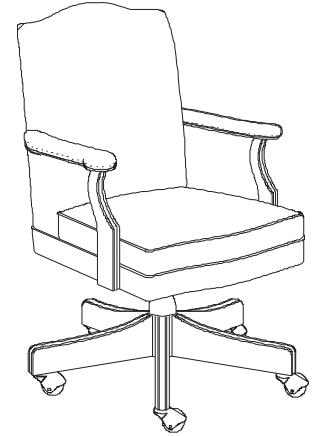
- Swivel tilt and pneumatic height are standard
- Swivel tilt mechanism on desk chair is attached with T-nuts and machine screws
- Swivel tilt control allows reclining while keeping the back-to-seat angle constant. It features a heavy-duty adjustable torsion spring
- Pneumatic height adjustment allows user to raise or lower the seat height with a control lever while seated. Up or down movement of lever located beneath the seat activates a gas cylinder to quickly adjust the chair

5-PRONG BASE

- 5-prong base has a rigid steel understructure and hardwood caps with radius ends

CASTERS AND GLIDES

- Antique English hooded ball casters are standard on desk chair with casters
- Nickel-plated glides on side chairs are ¾" in diameter



SURFACE MATERIALS

See the Kimball Hospitality Surface Materials Reference Guide at kimballhospitality.com for a complete overview of our materials program, including:

- Characteristics of wood
- Special wood finishes
- Customer specified laminate (CSL)
- Customer specified paint (CSP)
- Fabric application and colorways
- Customer's own material (COM) process overview
- Alliance program

ALLIANCE FABRIC PROGRAM

Kimball Hospitality has analyzed each model to most accurately reflect the COM/COL yardage requirements shown on page 327.

The yardage requirement for each model is based on 54" wide fabric and cutting the fabric up the roll.

If repeat is larger than 18", contact Customer Service to confirm the correct amount of yardage required. When ordering 10 or more chairs in the same COM, yardage requirements may be reduced.

Contact Customer Service.

PRICE GRADES A-R

See Surface Materials at www.kimballhospitality.com for a wide variety of graded-in fabrics from Arc-Com, CF Stinson, Designtex, Maharam, Momentum, and Ultrafabrics.

FABRIC SAMPLES

If you need samples for presentation(s), contact our alliance partners directly at:

Arc-Com	800.223.5466	arc-com.com
Designtex	800.221.1540	designtex.com
CF Stinson	800.841.6279	cfstinson.com
Maharam	800.645.3943	maharam.com
Momentum	800.366.6839	memosamples.com
Ultrafabrics	877.309.6648	ultrafabricsllc.com

WOOD FINISHES

PRICE GROUP 1

MC	Amber Cherry
CC	Cordoba Cherry
MH	Mocha Cherry
SC	Sedona Cherry
TM	Huntington Maple
ES	Espresso Walnut
MW	Midtown Walnut
TW	Tribeca Walnut
UW	Urban Walnut
AD	Almond Straight Grain
CO	Canyon Straight Grain
DF	Driftwood Straight Grain
YO	Monterey Straight Grain
PB	Portobello Straight Grain
792	Sable Straight Grain
NW	Tuscan Straight Grain

IMPORTANT: Wood finishes applied to solid hardwood are complementary to the same wood finish applied to wood veneer, but not an exact match. Contact Customer Service for more information.

BASE (OMIT FOR SIDE CHAIRS)

B11	5-Prong Base, Wood Base
-----	-------------------------

CASTERS (OMIT FOR SIDE CHAIRS)

C44	Antique English Hooded Bell Casters for Desk Chair (set of 5)
-----	---

INDEPENDENCE

TO ORDER, SPECIFY:

1. Model Number
2. Upholstery Grade
3. Upholstery Number
4. Finish Price Group
5. Finish Designator
6. Base (omit for side chairs)
7. Casters (omit for side chairs)

- See page 319 for Independence options
- See page 327 for COM fabric yardage

SUFFOLK™ MID BACK DESK CHAIR



MODEL NO.

ALLIANCE PROGRAM PRICE GRADES

			A	B	C	D	E	F	G	H	I
			J	K	L	M	N	O	P	Q	R
82	Mid Back	\$	1827	1889	1937	1986	2036	2098	2133	2199	2254
			2311	2404	2589	2705	2729	2751	2780	2809	2936

DIMENSIONS

Width	26	Seat Height	16-18¾	Arm Height	26¼-29	Weight	
Depth	28	Seat Depth	19			Cubic Ft.	
Height	37¾-39¾	Seat Width	19				

SUFFOLK™ MID BACK SIDE CHAIR



			A	B	C	D	E	F	G	H	I
			J	K	L	M	N	O	P	Q	R
84	Mid Back	\$	1378	1440	1488	1537	1587	1649	1684	1750	1805
			1862	1955	2140	2256	2280	2302	2331	2360	2487

DIMENSIONS

Width	26¾	Seat Height	19½	Arm Height	26	Weight	
Depth	27	Seat Depth	19½			Cubic Ft.	
Height	37	Seat Width	20¾				

SUFFOLK™ OPEN BACK SIDE CHAIR



			A	B	C	D	E	F	G	H	I
			J	K	L	M	N	O	P	Q	R
81	Open Back	\$	1263	1300	1328	1357	1387	1423	1444	1483	1515
			1549	1604	1713	1782	1796	1809	1826	1843	1918

DIMENSIONS

Width	25¾	Seat Height	18½	Arm Height	26	Weight	
Depth	22¾	Seat Depth	18			Cubic Ft.	
Height	30½	Seat Width	18½				

RICHLAND PRODUCT SPECIFICATIONS

- Fluted Chippendale splat back models are available with or without arms
- Round Chippendale splat back models are available with or without arms

FRAME CONSTRUCTION

- Frame is kiln-dried maple hardwoods
- Joints are double doweled and securely glued to ensure maximum strength
- Seat is reinforced with corner blocks secured with eight screws
- Leg-to-side rail joint is secured with ¼"-20 bolt and barrel nut

BACK CONSTRUCTION

- Chippendale splat back features either a fluted or rounded design

SEAT CONSTRUCTION

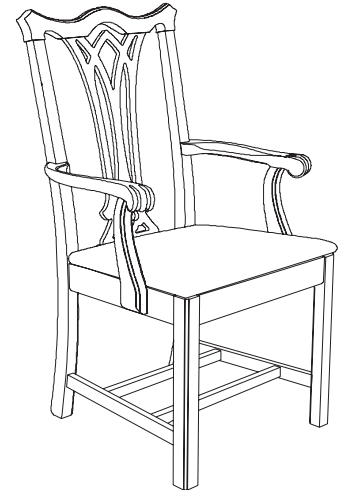
- Cushions are dual-density, high resiliency, CFC-free polyurethane foam
- Seat suspension is constructed of unidirectional webbing that is machine stretched across the open frame and stapled to the side rails
- Seat cushion is applied to the flexible webbing suspension
- Upholstery is wrapped over the cushion and secured with upholstery staples

LEGS

- Legs are reinforced with stretchers and rails for added durability

GLIDES

- Nylon glides are ⅞" in diameter



INDEPENDENCE

SURFACE MATERIALS

See the Kimball Hospitality Surface Materials Reference Guide at kimballhospitality.com for a complete overview of our materials program, including:

- Characteristics of wood
- Special wood finishes
- Customer specified laminate (CSL)
- Customer specified paint (CSP)
- Fabric application and colorways
- Customer's own material (COM) process overview
- Alliance program

ALLIANCE FABRIC PROGRAM

Kimball Hospitality has analyzed each model to most accurately reflect the COM/COL yardage requirements shown on page 327.

The yardage requirement for each model is based on 54" wide fabric and cutting the fabric up the roll.

If repeat is larger than 18", contact Customer Service to confirm the correct amount of yardage required. When ordering 10 or more chairs in the same COM, yardage requirements may be reduced.

Contact Customer Service.

PRICE GRADES A-R

See Surface Materials at www.kimballhospitality.com for a wide variety of graded-in fabrics from Arc-Com, CF Stinson, Designtex, Maharam, Momentum, and Ultrafabrics.

FABRIC SAMPLES

If you need samples for presentation(s), contact our alliance partners directly at:

Arc-Com	800.223.5466	arc-com.com
Designtex	800.221.1540	designtex.com
CF Stinson	800.841.6279	cfstinson.com
Maharam	800.645.3943	maharam.com
Momentum	800.366.6839	memosamples.com
Ultrafabrics	877.309.6648	ultrafabricsllc.com

WOOD FINISHES

PRICE GROUP 1

MC	Amber Cherry
CC	Cordoba Cherry
MH	Mocha Cherry
SC	Sedona Cherry
TM	Huntington Maple
ES	Espresso Walnut
MW	Midtown Walnut
TW	Tribeca Walnut
UW	Urban Walnut
AD	Almond Straight Grain
CO	Canyon Straight Grain
DF	Driftwood Straight Grain
YO	Monterey Straight Grain
PB	Portobello Straight Grain
792	Sable Straight Grain
NW	Tuscan Straight Grain

IMPORTANT: Wood finishes applied to solid hardwood are complementary to the same wood finish applied to wood veneer, but not an exact match. Contact Customer Service for more information.

TO ORDER, SPECIFY:

1. Model Number
2. Upholstery Grade
3. Upholstery Number
4. Finish Price Group
5. Finish Designator

- See page 322 for Independence options
- See page 327 for COM fabric yardage

RICHLAND™ FLUTED SIDE CHAIR



Fluted Chippendale Splat Back with Arms



Fluted Chippendale Splat Back Armless

MODEL NO.

ALLIANCE PROGRAM PRICE GRADES

			A	B	C	D	E	F	G	H	I
			J	K	L	M	N	O	P	Q	R
995	Fluted Chippendale Splat Back with Arms	\$	1539	1559	1574	1589	1605	1625	1636	1657	1675
			1693	1722	1781	1818	1826	1833	1842	1851	1892
997	Fluted Chippendale Splat Back Armless		1318	1338	1353	1368	1384	1404	1415	1436	1454
			1472	1501	1560	1597	1605	1612	1621	1630	1671

DIMENSIONS

Width with Arms	23¾	Seat Height	19¾	Arm Height	25¾	Weight	
Width without Arms	20¾	Seat Depth	17½			Cubic Ft.	
Depth	22½	Seat Width	18½				
Height	39¾	Seat Width without Arms	18¾				

RICHLAND™ ROUND SIDE CHAIR



Round Chippendale Splat Back with Arms



Round Chippendale Splat Back Armless

			A	B	C	D	E	F	G	H	I
			J	K	L	M	N	O	P	Q	R
996	Round Chippendale Splat Back with Arms	\$	1726	1746	1761	1776	1792	1812	1823	1844	1862
			1880	1909	1968	2005	2013	2020	2029	2038	2079
998	Round Chippendale Splat Back Armless		1502	1522	1537	1552	1568	1588	1599	1620	1638
			1656	1685	1744	1781	1789	1796	1805	1814	1855

DIMENSIONS

Width with Arms	20½	Seat Height	19¾	Weight	
Width without Arms	20¾	Seat Depth	17½	Cubic Ft.	
Depth	22½	Seat Width	18¾		
Height	39¾	Seat Width without Arms	18¾		

INDEPENDENCE

HILLSBOROUGH PRODUCT SPECIFICATIONS

FRAME CONSTRUCTION

- Frame is kiln-dried maple hardwoods
- Joints are double doweled and securely glued to ensure maximum strength
- Tie screws are added for strength
- Seat is reinforced with support rails and corner blocks secured with four screws for extreme rigidity and strength

BACK CONSTRUCTION

- Back suspension is constructed of five 11" gauge sinuous springs that are suspended from the frame by metal clips
- Springs are tied together with a strong steel-resistant wrapping
- Back cushion is 3" thick and is supported with a layer of high quality woven webbing covering the back suspension
- Rails are padded with foam for additional cushioning

SEAT CONSTRUCTION

- Cushions are high resiliency, CFC-free polyurethane foam
- Seat suspension is constructed with pre-assembled high carbon, high tensile, hand drawn drop-in coil spring units, covered with a high quality woven webbing
- A ¼" insulator pad is applied over the seat suspension
- Denim material is upholstered over the pad
- Removable seat cushions have 4¼" of bonded foam on side chair, 4" of bonded foam on 2-seat and 3-seat lounge
- Upholstery is wrapped over the cushions and secured with upholstery staples

ARMS

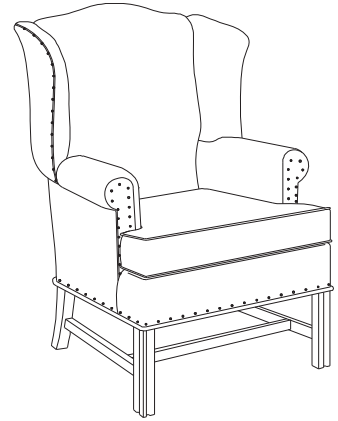
- Brass trim nails are individually driven head to head around the bottom edge of seat and on the front of rolled arm

LEGS

- Legs are reinforced with stretchers and rails for added durability

GLIDES

- Nickel-plated glides are ¾" in diameter



SURFACE MATERIALS

See the Kimball Hospitality Surface Materials Reference Guide at kimballhospitality.com for a complete overview of our materials program, including:

- Characteristics of wood
- Special wood finishes
- Customer specified laminate (CSL)
- Customer specified paint (CSP)
- Fabric application and colorways
- Customer's own material (COM) process overview
- Alliance program

ALLIANCE FABRIC PROGRAM

Kimball Hospitality has analyzed each model to most accurately reflect the COM/COL yardage requirements shown on page 327.

The yardage requirement for each model is based on 54" wide fabric and cutting the fabric up the roll.

If repeat is larger than 18", contact Customer Service to confirm the correct amount of yardage required. When ordering 10 or more chairs in the same COM, yardage requirements may be reduced.

Contact Customer Service.

PRICE GRADES A-R

See Surface Materials at www.kimballhospitality.com for a wide variety of graded-in fabrics from Arc-Com, CF Stinson, Designtex, Maharam, Momentum, and Ultrafabrics.

FABRIC SAMPLES

If you need samples for presentation(s), contact our alliance partners directly at:

Arc-Com	800.223.5466	arc-com.com
Designtex	800.221.1540	designtex.com
CF Stinson	800.841.6279	cfstinson.com
Maharam	800.645.3943	maharam.com
Momentum	800.366.6839	memosamples.com
Ultrafabrics	877.309.6648	ultrafabricsllc.com

WOOD FINISHES

PRICE GROUP 1

MC	Amber Cherry
CC	Cordoba Cherry
MH	Mocha Cherry
SC	Sedona Cherry
TM	Huntington Maple
ES	Espresso Walnut
MW	Midtown Walnut
TW	Tribeca Walnut
UW	Urban Walnut
AD	Almond Straight Grain
CO	Canyon Straight Grain
DF	Driftwood Straight Grain
YO	Monterey Straight Grain
PB	Portobello Straight Grain
792	Sable Straight Grain
NW	Tuscan Straight Grain

IMPORTANT: Wood finishes applied to solid hardwood are complementary to the same wood finish applied to wood veneer, but not an exact match. Contact Customer Service for more information.

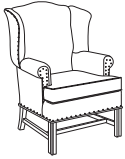
INDEPENDENCE

TO ORDER, SPECIFY:

1. Model Number
2. Upholstery Grade
3. Upholstery Number
4. Finish Price Group
5. Finish Designator

- See page 325 for Independence options
- See page 327 for COM fabric yardage

HILLSBOROUGH™ WING CHAIR LOUNGE SEATING



MODEL NO.

ALLIANCE PROGRAM PRICE GRADES

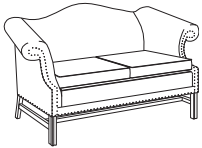
			A	B	C	D	E	F	G	H	I
			J	K	L	M	N	O	P	Q	R
956	Wing Chair	\$	2860	2998	3105	3213	3326	3463	3541	3688	3811
			3938	4144	4556	4815	4869	4918	4982	5046	5330

DIMENSIONS

Width	31½	Seat Height	19	Arm Height	26	Weight	
Depth	32	Seat Depth	19¾			Cubic Ft.	
Height	42¾	Seat Width	19¾				

- Faux leather upholstery with TB133 option is not available on Hillsborough wing chairs and lounges

HILLSBOROUGH™ 2 SEAT LOUNGE SEATING



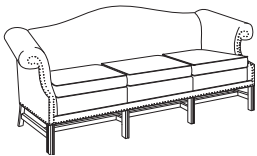
			A	B	C	D	E	F	G	H	I
			J	K	L	M	N	O	P	Q	R
957	Camel Back 2 Seat Lounge	\$	4389	4588	4744	4900	5063	5262	5376	5589	5766
			5951	6249	6845	7222	7300	7371	7463	7555	7967

DIMENSIONS

Width	64	Seat Height	18	Arm Height	28½	Weight	
Depth	32	Seat Depth	21			Cubic Ft.	
Height	35	Seat Width	42				

- Faux leather upholstery with TB133 option is not available on Hillsborough wing chairs and lounges

HILLSBOROUGH™ 3 SEAT LOUNGE SEATING



			A	B	C	D	E	F	G	H	I
			J	K	L	M	N	O	P	Q	R
958	Camel Back 3 Seat Lounge	\$	5405	5685	5905	6125	6355	6635	6795	7095	7345
			7605	8025	8865	9395	9505	9605	9735	9865	10445

DIMENSIONS

Width	88	Seat Height	18	Arm Height	28½	Weight	
Depth	32	Seat Depth	21			Cubic Ft.	
Height	36½	Seat Width	68				

- Faux leather upholstery with TB133 option is not available on Hillsborough wing chairs and lounges

COM YARDAGE REQUIREMENTS

COM YARDAGE REQUIREMENTS (54" WIDTH – CUT UP THE ROLL)

MODEL	RAILROADED Contact customer service 800-634-9510 for ydg requirements	NON DIRECTIONAL OR SOLID	1"-4" REPEAT	5"-11" REPEAT	12"-18" REPEAT	COL SQUARE FEET
			4" VERTICAL X 4" HORIZONTAL	11" VERTICAL X 11" HORIZONTAL	18" VERTICAL X 18" HORIZONTAL	
81		1.30	1.90	2.00	2.20	22
82		2.20	2.60	3.60	3.70	40
84		2.20	2.60	3.60	3.70	40
956		4.90	5.80	6.80	7.90	90
957		7.10	8.80	9.50	12.10	150
958		10.00	12.40	17.90	18.70	220
995		0.70	0.80	1.00	1.00	12
996		0.70	0.80	1.00	1.00	12
997		0.70	0.80	1.00	1.00	12
9998		0.70	0.80	1.00	1.00	12

