
Tag

Product Specifications	624
Fabrics and Options	625
Contrasting Fabrics Specifications	626
Product Pages	627
COM Yardage Requirements	638

TAG PRODUCT SPECIFICATIONS

FRAME CONSTRUCTION

- Legs are made of 7/8" x 14-gauge tubular steel in either powder coated Cinder or Platinum Metallic
- Cross members constructed of 3/4" x 14-gauge tubular steel
- Leg is joined to cross member bar with metal inert gas (MIG) welds
- Back brackets utilize sturdy 11-gauge steel plates
- Bariatric back brackets utilize sturdy 7-gauge steel plates
- Wall saving option available

SEAT CONSTRUCTION

- Guest model features a contoured, blow molded, polyethylene seat pan with molded channels, which incorporate the seat frame cross members
- 1 1/4" thick high resilience polyurethane foam covers seat panel for added comfort and support
- Seat pan is attached to the frame with 4 machine screws and threaded metal inserts (T-nuts)
- Bariatric model features a plywood seat panel and is attached to the frame with 6 machine screws and threaded metal inserts (T-nuts)

BACK CONSTRUCTION—UPHOLSTERED

- Injection molded polypropylene plastic back rest
- Bariatric back features 9-ply curved plywood panel
- 3/4" high resilience polyurethane foam covers the front of the back rest while 1/4" high density polyurethane foam covers the back of the back rest
- Back rest is secured to the chair frame with 4 countersunk flat head screws, steel back plates and threaded metal inserts (T-nuts)

BACK CONSTRUCTION—WOOD

- 8-ply curved maple plywood back with decorative fasteners, steel back plates and threaded metal inserts (T-nuts)
- Bariatric back features 9-ply curved maple plywood back with decorative fasteners, steel back plates and threaded metal inserts (T-nuts)

FINISH

- A catalyzed top coat that resists denting, peeling and reactions to chemicals
- Can be cleaned with a damp cloth
- When specifying Brighton, Natural, and Sonoma finish, variation in color is acceptable due to the nature of wood characteristics

ARM

- Injection molded arms connect to a metal tubular leg framework with a pressure fit
- Available in black and grey

CONTRASTING FABRICS

- Available contrasting fabric locations on seat and back

TABLE FRAME CONSTRUCTION

- Legs are made of 7/8" x 14-gauge tubular steel in either powder coated Cinder or Platinum Metallic
- Cross members constructed of 3/4" x 14-gauge tubular steel
- Leg is joined to cross member bar with metal inert gas (MIG) welds

TABLE TOP

- Veneer models feature 3/4" grade A slipmatched maple veneer tops
- Laminate models feature 3/4" particle board with laminate (HPL) top

TRANSPORT DOLLY

- Tubular steel frame construction with 8" semi-pneumatic ball bearing wheels
- Standard in green powder coat finish
- Designed to move up to 6 chairs at 1 time
- Removable handle allows for storage

STACKING CAPABILITIES

- Static and mobile guest chair models can be stacked up to 6 high
- Bariatric models do not stack
- If stacking chair with arms, 100% vinyl upholstery is not recommended on the seat

FINISH


- Black frames are finished with electrostatically baked-on textured powder coat paint
- Platinum Metallic frames are finished with electrostatically baked-on smooth powder coat paint

GLIDES AND LEG END CAPS

- Black nylon ball glides are standard
- 7/8" diameter metal top caps used on armless models match the frame color
- For rough textured or soft surface flooring, we recommend ordering the C8 glide for an additional upcharge

CASTERS

- Black, hard double wheel casters, which work on multiple surfaces, are standard
- Black, soft double wheel casters are available for use on hard floors; upcharge applies to this option



SURFACE MATERIALS

See the Kimball Hospitality Surface Materials Reference Guide at kimballhospitality.com for a complete overview of our materials program, including:

- Characteristics of wood
- Special wood finishes
- Customer-specified laminate (CSL)
- Customer-specified paint (CSP)
- Fabric application and colorways
- Customer's own material (COM) process overview
- Alliance program

ALLIANCE FABRIC PROGRAM

Kimball Hospitality has analyzed each model to most accurately reflect the COM/COL yardage requirements shown on page 638.

The yardage requirement for each model is based on 54" W fabric and cutting the fabric up the roll.

If repeat is larger than 18", contact Customer Service to confirm the correct amount of yardage required. When ordering 10 or more chairs in the same COM, yardage requirements may be reduced.

Contact Customer Service.

PRICE GRADES A-R

See Surface Materials at www.kimballhospitality.com for a wide variety of graded-in fabrics from Arc-Com, Carnegie, CF Stinson, Designtex, Maharam, Mayer, Momentum, and Ultrafabrics.

FABRIC SAMPLES

If you need samples for presentation(s), contact our alliance partners directly at:

Arc-Com	800.223.5466	arc-com.com
Carnegie	800.727.6770	carnegiefabrics.com
CF Stinson	800.841.6279	cfstinson.com
Designtex	800.221.1540	designtex.com
Maharam	800.645.3943	maharam.com
Mayer	800.428.4415	mayerfabrics.com
Momentum	800.366.6839	memosamples.com
Ultrafabrics	877.309.6648	ultrafabricsllc.com

FINISHES

AC	Autumn	NM	Natural
AD	Almond	PB	Portobello
BZ	Brazilwood	PC	Porcini
CI	Chai	PT	Portico
CL	Caramel	SK	Skyline
CW	Cordovan	SM	Sonoma
DW	Judicial	TF	Truffle
HN	Honey	WL	Willow
IM	Brighton	405	Designer White
KN	Kona	462	Cinder
MC	Amber	792	Sable
MH	Mocha	793	Acorn*

*Acorn is the finish complement to Clear Walnut finish

LAMINATES

AC2	Autumn 2	SM	Sonoma
AD	Almond	TF	Truffle
BZ	Brazilwood	WL	Willow
CI	Chai	405	Designer White
CL	Caramel	419	Wallaby
CW	Cordovan	425	Shadow
DW	Judicial	440	Cloud
HN2	Honey 2	457	Dapple
IM	Brighton	461	Graphite
KN	Kona	462	Cinder
MC	Amber	478	Platinum Grey
MH	Mocha	488	Frosty White
NM	Natural	491	Designer White
PB	Portobello		Linear
PC	Porcini	492	Cinder Linear
PT	Portico	792	Sable
SK	Skyline	793	Acorn*

FRAME COLORS

462	Cinder
501	Platinum Metallic (add \$48 list)

ARM COLORS

BK	Black
GY	Grey

GLIDES

STD	Standard
C8	Soft (add \$31 list)

CASTERS

C3	Hard (standard)
C4	Soft (add \$33 list)

GALLERY LAMINATE

Grade 1 – 5% upcharge	
G1001	Citadel
G1011	Pepperdust
Grade 2 – 6% upcharge	
G1002	Planked Raw Oak
G1003	Evening Notte
G1004	Kirsche
G1005	Midnight Run
G1006	Sepia Walnut
G1007	Serotina
G1008	Timeless
G1009	White Nebbia
G1012	Phantom Ecru

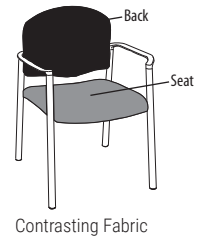
See page 20 for Gallery program details and upcharges

TO ORDER CONTRASTING FABRIC, SPECIFY

TAG

- Upholstered Arc Back page 627**
- Wall Saver Upholstered Arc Back page 627**
- Upholstered Square Back page 628**
- Wall Saver Upholstered Square Back page 628**
- Wall Saver Mobile Upholstered Arc Back page 629**
- Wall Saver Mobile Upholstered Square Back page 629**
- 27" Bariatric Upholstered Arc Back (Mid-Sized) page 630**
- Wall Saver 27" Bariatric Upholstered Arc Back (Mid-Sized) page 630**
- 27" Bariatric Upholstered Square Back (Mid-Sized) page 631**
- Wall Saver 27" Bariatric Upholstered Square Back (Mid-Sized) page 631**
- 35" Bariatric Upholstered Arc Back (Standard) page 632**
- Wall Saver 35" Bariatric Upholstered Arc Back (Standard) page 632**
- 35" Bariatric Upholstered Square Back (Standard) page 633**
- Wall Saver 35" Bariatric Upholstered Square Back (Standard) page 633**
- Wall Saver Counter Stool Upholstered Arc Back page 634**
- Wall Saver Counter Stool Upholstered Square Back page 634**
- Wall Saver Barstool Upholstered Arc Back page 635**
- Wall Saver Barstool Upholstered Square Back page 635**

1. Model Number plus "X"
2. Back Fabric Grade Number/Cover Number
3. Seat Fabric Grade Number/Cover Number
4. Frame Color
5. Arm Color
6. Glides/Casters



TO ORDER, SPECIFY:

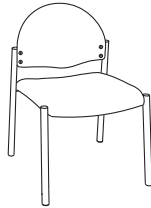
1. Model Number
2. Fabric Grade Number
3. Cover Number
4. Finish (when applicable)
5. Frame Color
6. Arm Color
7. Glides/Casters

- See page 625 for Tag options
- See page 638 for COM fabric yardage

ARC BACK



Arms - Upholstered Back



Armless - Wood Back

MODEL NO.

ALLIANCE PROGRAM PRICE GRADES

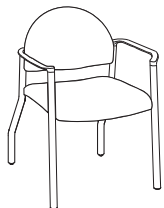
			A	B	C	D	E	F	G	H	I
			J	K	L	M	N	O	P	Q	R
N60AA	Arms - Upholstered Back	\$	524	553	577	601	628	657	680	710	740
			769	815	909	966	997	1028	1057	1088	1117
N60BB	Armless - Upholstered Back		485	514	538	562	589	618	641	671	701
			730	776	870	927	958	989	1018	1049	1078
N60AW	Arms - Wood Back		878	907	931	955	982	1011	1034	1064	1094
			1123	1169	1263	1320	1351	1382	1411	1442	1471
N60BW	Armless - Wood Back		843	872	896	920	947	976	999	1029	1059
			1088	1134	1228	1285	1316	1347	1376	1407	1436

DIMENSIONS

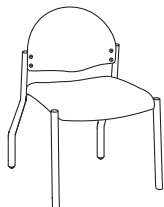
Arm Width	23½	Seat Height	17½	Arm Height	25	Arm Weight	20
Armless Width	19¾	Seat Depth	17½	Back Height	15¾	Armless Weight	19
Depth	21	Seat Width	18	Back Width	18	Cubic Ft.	11.1
Height	31						

- Platinum Metallic option available
- Contrasting fabric option – specify X (i.e., N60AAX); see page 626. For list pricing, use your electronic specification tool or contact customer service
- Can stack 6 high
- If stacking chair with arms, 100% vinyl upholstery is not recommended on the seat
- Chairs will be shipped 4 per carton when applicable

WALL SAVER ARC BACK



Arms - Upholstered Back



Armless - Wood Back

			A	B	C	D	E	F	G	H	I
			J	K	L	M	N	O	P	Q	R
N60SAA	Arms - Upholstered Back	\$	646	675	699	723	750	779	802	832	862
			891	937	1031	1088	1119	1150	1179	1210	1239
N60SBB	Armless - Upholstered Back		607	636	660	684	711	740	763	793	823
			852	898	992	1049	1080	1111	1140	1171	1200
N60SAW	Arms - Wood Back		1001	1030	1054	1078	1105	1134	1157	1187	1217
			1246	1292	1386	1443	1474	1505	1534	1565	1594
N60SBW	Armless - Wood Back		966	995	1019	1043	1070	1099	1122	1152	1182
			1211	1257	1351	1408	1439	1470	1499	1530	1559

DIMENSIONS

Arm Width	23½	Seat Height	17½	Arm Height	25	Arm Weight	20
Armless Width	19¾	Seat Depth	17½	Back Height	15¾	Armless Weight	19
Depth	22¼	Seat Width	18	Back Width	18	Cubic Ft.	11.1
Height	31						

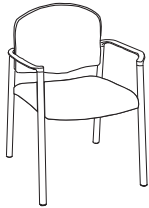
- Platinum Metallic option available
- Contrasting fabric option – specify X (i.e., N60SAAX); see page 626. For list pricing, use your electronic specification tool or contact customer service
- Can stack 6 high
- If stacking chair with arms, 100% vinyl upholstery is not recommended on the seat
- Chairs will be shipped 4 per carton when applicable

TO ORDER, SPECIFY:

1. Model Number
2. Fabric Grade Number
3. Cover Number
4. Finish (when applicable)
5. Frame Color
6. Arm Color
7. Glides/Casters

- See page 625 for Tag options
- See page 638 for COM fabric yardage

SQUARE BACK



Arms - Upholstered Back



Armless - Wood Back

MODEL NO.

ALLIANCE PROGRAM PRICE GRADES

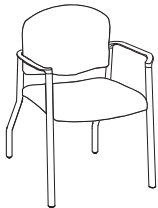
		A	B	C	D	E	F	G	H	I
		J	K	L	M	N	O	P	Q	R
N60CC	Arms - Upholstered Back	\$ 611	644	670	697	727	759	785	818	851
		884	935	1039	1103	1137	1171	1204	1238	1270
N60DD	Armless - Upholstered Back	570	603	629	656	686	718	744	777	810
		843	894	998	1062	1096	1130	1163	1197	1229
N60CW	Arms - Wood Back	878	907	931	955	982	1011	1034	1064	1094
		1123	1169	1263	1320	1351	1382	1411	1442	1471
N60DW	Armless - Wood Back	843	872	896	920	947	976	999	1029	1059
		1088	1134	1228	1285	1316	1347	1376	1407	1436

DIMENSIONS

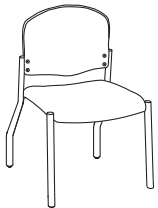
Arm Width	23½	Seat Height	17½	Arm Height	25	Arm Weight	20
Armless Width	19¾	Seat Depth	17½	Back Height	15¾	Armless Weight	19
Depth	21	Seat Width	18	Back Width	18	Cubic Ft.	11.1
Height	31						

- Platinum Metallic option available
- Contrasting fabric option – specify X (i.e., N60CCX); see page 626. For list pricing, use your electronic specification tool or contact customer service
- Can stack 6 high
- If stacking chair with arms, 100% vinyl upholstery is not recommended on the seat
- Chairs will be shipped 4 per carton when applicable

WALL SAVER SQUARE BACK



Arms - Upholstered Back



Armless - Wood Back

		A	B	C	D	E	F	G	H	I
		J	K	L	M	N	O	P	Q	R
N60SCC	Arms - Upholstered Back	\$ 734	767	793	820	850	882	908	941	974
		1007	1058	1162	1226	1260	1294	1327	1361	1393
N60SDD	Armless - Upholstered Back	696	729	755	782	812	844	870	903	936
		969	1020	1124	1188	1222	1256	1289	1323	1355
N60SCW	Arms - Wood Back	1001	1030	1054	1078	1105	1134	1157	1187	1217
		1246	1292	1386	1443	1474	1505	1534	1565	1594
N60SDW	Armless - Wood Back	966	995	1019	1043	1070	1099	1122	1152	1182
		1211	1257	1351	1408	1439	1470	1499	1530	1559

DIMENSIONS

Arm Width	23½	Seat Height	17½	Arm Height	25	Arm Weight	20
Armless Width	19¾	Seat Depth	17½	Back Height	15¾	Armless Weight	19
Depth	22¾	Seat Width	18	Back Width	18	Cubic Ft.	11.1
Height	31						

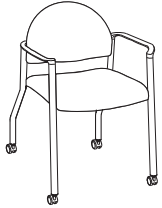
- Platinum Metallic option available
- Contrasting fabric option – specify X (i.e., N60SCCX); see page 626. For list pricing, use your electronic specification tool or contact customer service
- Can stack 6 high
- If stacking chair with arms, 100% vinyl upholstery is not recommended on the seat
- Chairs will be shipped 4 per carton when applicable

TO ORDER, SPECIFY:

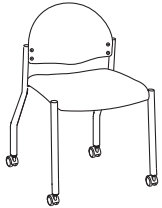
1. Model Number
2. Fabric Grade Number
3. Cover Number
4. Finish (when applicable)
5. Frame Color
6. Arm Color
7. Glides/Casters

- See page 625 for Tag options
- See page 638 for COM fabric yardage

**WALL SAVER
MOBILE
ARC BACK**



Arms - Upholstered Back



Armless - Wood Back

**MODEL
NO.**

ALLIANCE PROGRAM PRICE GRADES

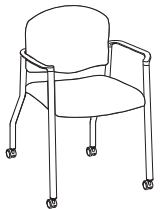
		A	B	C	D	E	F	G	H	I
		J	K	L	M	N	O	P	Q	R
N60SAAC	Arms - Upholstered Back	\$ 606	635	659	683	710	739	762	792	822
		851	897	991	1048	1079	1110	1139	1170	1199
N60SBBC	Armless - Upholstered Back	565	594	618	642	669	698	721	751	781
		810	856	950	1007	1038	1069	1098	1129	1158
N60SAWC	Arms - Wood Back	962	991	1015	1039	1066	1095	1118	1148	1178
		1207	1253	1347	1404	1435	1466	1495	1526	1555
N60SBWC	Armless - Wood Back	925	954	978	1002	1029	1058	1081	1111	1141
		1170	1216	1310	1367	1398	1429	1458	1489	1518

DIMENSIONS

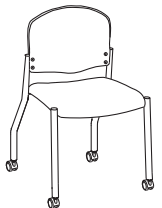
Arm Width	23½	Seat Height	17½	Arm Height	25	Arm Weight	20
Armless Width	19¾	Seat Depth	17½	Back Height	15¾	Armless Weight	19
Depth	22¼	Seat Width	18	Back Width	18	Cubic Ft.	11.1
Height	31						

- Platinum Metallic option available
- Contrasting fabric option – specify X (i.e., N60SAACX); see page 626. For list pricing, use your electronic specification tool or contact customer service
- Can stack 6 high
- If stacking chair with arms, 100% vinyl upholstery is not recommended on the seat
- Chairs will be shipped 4 per carton when applicable

**WALL SAVER
MOBILE
SQUARE BACK**



Arms - Upholstered Back



Armless - Wood Back

		A	B	C	D	E	F	G	H	I
		J	K	L	M	N	O	P	Q	R
N60SCCC	Arms - Upholstered Back	\$ 692	725	751	778	808	840	866	899	932
		965	1016	1120	1184	1218	1252	1285	1319	1351
N60SDDC	Armless - Upholstered Back	653	686	712	739	769	801	827	860	893
		926	977	1081	1145	1179	1213	1246	1280	1312
N60SCWC	Arms - Wood Back	962	991	1015	1039	1066	1095	1118	1148	1178
		1207	1253	1347	1404	1435	1466	1495	1526	1555
N60SDWC	Armless - Wood Back	925	954	978	1002	1029	1058	1081	1111	1141
		1170	1216	1310	1367	1398	1429	1458	1489	1518

DIMENSIONS

Arm Width	23½	Seat Height	17½	Arm Height	25	Arm Weight	20
Armless Width	19¾	Seat Depth	17½	Back Height	15¾	Armless Weight	19
Depth	22¼	Seat Width	18	Back Width	18	Cubic Ft.	11.1
Height	31						

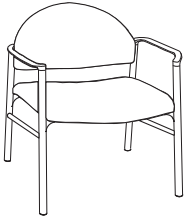
- Platinum Metallic option available
- Contrasting fabric option – specify X (i.e., N60SCCCX); see page 626. For list pricing, use your electronic specification tool or contact customer service
- Can stack 6 high
- If stacking chair with arms, 100% vinyl upholstery is not recommended on the seat
- Chairs will be shipped 4 per carton when applicable

TO ORDER, SPECIFY:

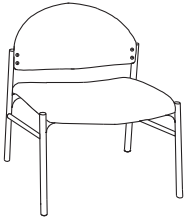
1. Model Number
2. Fabric Grade Number
3. Cover Number
4. Finish (when applicable)
5. Frame Color
6. Arm Color
7. Glides

- See page 625 for Tag options
- See page 638 for COM fabric yardage

**27" BARIATRIC
ARC BACK
(MID-SIZED)**



Arms - Upholstered Back



Armless - Wood Back

**MODEL
NO.**

ALLIANCE PROGRAM PRICE GRADES

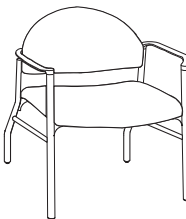
			A	B	C	D	E	F	G	H	I
			J	K	L	M	N	O	P	Q	R
N60EM	Arms - Upholstered Back	\$	1174	1213	1245	1277	1313	1351	1383	1422	1462
			1501	1563	1687	1764	1805	1846	1885	1926	1965
N60PM	Armless - Upholstered Back		1174	1213	1245	1277	1313	1351	1383	1422	1462
			1501	1563	1687	1764	1805	1846	1885	1926	1965
N60EMW	Arms - Wood Back		1498	1525	1545	1567	1591	1617	1637	1664	1690
			1717	1757	1841	1892	1919	1946	1973	2000	2025
N60PMW	Armless - Wood Back		1498	1525	1545	1567	1591	1617	1637	1664	1690
			1717	1757	1841	1892	1919	1946	1973	2000	2025

DIMENSIONS


Arm Width	27¼	Seat Height	18¼	Arm Height	25	Arm Weight	30
Armless Width	23½	Seat Depth	17¼	Back Height	15	Armless Weight	29
Depth	21¾	Seat Width	22	Back Width	22	Cubic Ft.	15.5
Height	31						

- Platinum Metallic option available
- Meets 500 lb. weight load
- Contrasting fabric option – specify X (i.e., N60EMX); see page 626. For list pricing, use your electronic specification tool or contact customer service

**WALL SAVER
27" BARIATRIC
ARC BACK
(MID-SIZED)**



Arms - Upholstered Back



Armless - Wood Back

			A	B	C	D	E	F	G	H	I
			J	K	L	M	N	O	P	Q	R
N60SEM	Arms - Upholstered Back	\$	1296	1335	1367	1399	1435	1473	1505	1544	1584
			1623	1685	1809	1886	1927	1968	2007	2048	2087
N60SPM	Armless - Upholstered Back		1296	1335	1367	1399	1435	1473	1505	1544	1584
			1623	1685	1809	1886	1927	1968	2007	2048	2087
N60SEMW	Arms - Wood Back		1620	1647	1667	1689	1713	1739	1759	1786	1812
			1839	1879	1963	2014	2041	2068	2095	2122	2147
N60SPMW	Armless - Wood Back		1620	1647	1667	1689	1713	1739	1759	1786	1812
			1839	1879	1963	2014	2041	2068	2095	2122	2147

DIMENSIONS

Arm Width	27¼	Seat Height	18¼	Arm Height	25	Arm Weight	30
Armless Width	23½	Seat Depth	17¼	Back Height	15	Armless Weight	29
Depth	22¾	Seat Width	22	Back Width	22	Cubic Ft.	15.5
Height	31						

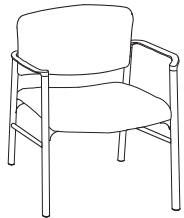
- Platinum Metallic option available
- Meets 500 lb. weight load
- Contrasting fabric option – specify X (i.e., N60SEM); see page 626. For list pricing, use your electronic specification tool or contact customer service

TO ORDER, SPECIFY:

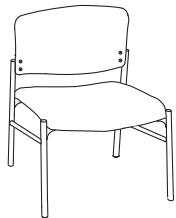
1. Model Number
2. Fabric Grade Number
3. Cover Number
4. Finish (when applicable)
5. Frame Color
6. Arm Color
7. Glides

- See page 625 for Tag options
- See page 638 for COM fabric yardage

27" BARIATRIC SQUARE BACK (MID-SIZED)



Arms - Upholstered Back



Armless - Wood Back

MODEL NO.

ALLIANCE PROGRAM PRICE GRADES


			A	B	C	D	E	F	G	H	I
			J	K	L	M	N	O	P	Q	R
N60GM	Arms - Upholstered Back	\$	1254	1293	1325	1357	1393	1431	1463	1502	1542
			1581	1643	1767	1844	1885	1926	1965	2006	2045
N60RM	Armless - Upholstered Back		1254	1293	1325	1357	1393	1431	1463	1502	1542
			1581	1643	1767	1844	1885	1926	1965	2006	2045
N60GMW	Arms - Wood Back		1498	1525	1545	1567	1591	1617	1637	1664	1690
			1717	1757	1841	1892	1919	1946	1973	2000	2025
N60RMW	Armless - Wood Back		1498	1525	1545	1567	1591	1617	1637	1664	1690
			1717	1757	1841	1892	1919	1946	1973	2000	2025

DIMENSIONS

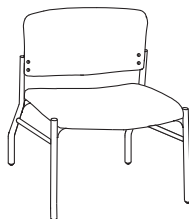
Arm Width	27¼	Seat Height	18¼	Arm Height	25	Arm Weight	30
Armless Width	23½	Seat Depth	17¼	Back Height	15	Armless Weight	29
Depth	21¾	Seat Width	22	Back Width	22	Cubic Ft.	15.5
Height	31						

- Platinum Metallic option available
- Meets 500 lb. weight load
- Contrasting fabric option – specify X (i.e., N60GMX); see page 626. For list pricing, use your electronic specification tool or contact customer service

WALL SAVER 27" BARIATRIC SQUARE BACK (MID-SIZED)



Arms - Upholstered Back



Armless - Wood Back

			A	B	C	D	E	F	G	H	I
			J	K	L	M	N	O	P	Q	R
N60SGM	Arms - Upholstered Back	\$	1377	1416	1448	1480	1516	1554	1586	1625	1665
			1704	1766	1890	1967	2008	2049	2088	2129	2168
N60SRM	Armless - Upholstered Back		1377	1416	1448	1480	1516	1554	1586	1625	1665
			1704	1766	1890	1967	2008	2049	2088	2129	2168
N60SGMW	Arms - Wood Back		1620	1647	1667	1689	1713	1739	1759	1786	1812
			1839	1879	1963	2014	2041	2068	2095	2122	2147
N60SRMW	Armless - Wood Back		1620	1647	1667	1689	1713	1739	1759	1786	1812
			1839	1879	1963	2014	2041	2068	2095	2122	2147

DIMENSIONS

Arm Width	27¼	Seat Height	18¼	Arm Height	25	Arm Weight	30
Armless Width	23½	Seat Depth	17¼	Back Height	15	Armless Weight	29
Depth	22¾	Seat Width	22	Back Width	22	Cubic Ft.	15.5
Height	31						

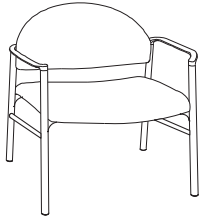
- Platinum Metallic option available
- Meets 500 lb. weight load
- Contrasting fabric option – specify X (i.e., N60SGMX); see page 626. For list pricing, use your electronic specification tool or contact customer service

TO ORDER, SPECIFY:

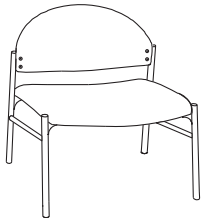
1. Model Number
2. Fabric Grade Number
3. Cover Number
4. Finish (when applicable)
5. Frame Color
6. Arm Color
7. Glides

- See page 625 for Tag options
- See page 638 for COM fabric yardage

**35" BARIATRIC
ARC BACK
(STANDARD)**



Arms - Upholstered Back



Armless - Wood Back

**MODEL
NO.**

ALLIANCE PROGRAM PRICE GRADES

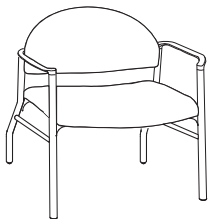
			A	B	C	D	E	F	G	H	I
			J	K	L	M	N	O	P	Q	R
N60EE	Arms - Upholstered Back	\$	1425	1478	1520	1563	1611	1662	1704	1757	1809
			1862	1944	2110	2213	2267	2321	2374	2429	2480
N60PP	Armless - Upholstered Back		1425	1478	1520	1563	1611	1662	1704	1757	1809
			1862	1944	2110	2213	2267	2321	2374	2429	2480
N60EW	Arms - Wood Back		1756	1809	1851	1894	1942	1993	2035	2088	2140
			2193	2275	2441	2544	2598	2652	2705	2760	2811
N60PW	Armless - Wood Back		1756	1809	1851	1894	1942	1993	2035	2088	2140
			2193	2275	2441	2544	2598	2652	2705	2760	2811

DIMENSIONS


Arm Width	35	Seat Height	18¾	Arm Height	25	Arm Weight	35
Armless Width	31¾	Seat Depth	17¾	Back Height	15	Armless Weight	34
Depth	21¾	Seat Width	30	Back Width	30	Cubic Ft.	20.8
Height	31						

- Platinum Metallic option available
- Meets 500 lb. weight load
- Contrasting fabric option – specify X (i.e., N60EEX); see page 626. For list pricing, use your electronic specification tool or contact customer service

**WALL SAVER
35" BARIATRIC
ARC BACK
(STANDARD)**



Arms - Upholstered Back



Armless - Wood Back

			A	B	C	D	E	F	G	H	I
			J	K	L	M	N	O	P	Q	R
N60SEE	Arms - Upholstered Back	\$	1549	1602	1644	1687	1735	1786	1828	1881	1933
			1986	2068	2234	2337	2391	2445	2498	2553	2604
N60SPP	Armless - Upholstered Back		1549	1602	1644	1687	1735	1786	1828	1881	1933
			1986	2068	2234	2337	2391	2445	2498	2553	2604
N60SEEW	Arms - Wood Back		1877	1930	1972	2015	2063	2114	2156	2209	2261
			2314	2396	2562	2665	2719	2773	2826	2881	2932
N60SPPW	Armless - Wood Back		1877	1930	1972	2015	2063	2114	2156	2209	2261
			2314	2396	2562	2665	2719	2773	2826	2881	2932

DIMENSIONS

Arm Width	35	Seat Height	18¾	Arm Height	25	Arm Weight	35
Armless Width	34¾	Seat Depth	17¾	Back Height	15	Armless Weight	34
Depth	22¾	Seat Width	30	Back Width	30	Cubic Ft.	20.8
Height	31						

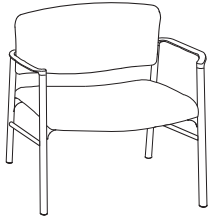
- Platinum Metallic option available
- Meets 500 lb. weight load
- Contrasting fabric option – specify X (i.e., N60SEEX); see page 626. For list pricing, use your electronic specification tool or contact customer service

TO ORDER, SPECIFY:


1. Model Number
2. Fabric Grade Number
3. Cover Number
4. Finish (when applicable)
5. Frame Color
6. Arm Color
7. Glides

- See page 625 for Tag options
- See page 638 for COM fabric yardage

35" BARIATRIC SQUARE BACK (STANDARD)



Arms - Upholstered Back



Armless - Wood Back

MODEL NO.

ALLIANCE PROGRAM PRICE GRADES


			A	B	C	D	E	F	G	H	I
			J	K	L	M	N	O	P	Q	R
N60GG	Arms - Upholstered Back	\$	1504	1557	1599	1642	1690	1741	1783	1836	1888
			1941	2023	2189	2292	2346	2400	2453	2508	2559
N60RR	Armless - Upholstered Back		1504	1557	1599	1642	1690	1741	1783	1836	1888
			1941	2023	2189	2292	2346	2400	2453	2508	2559
N60GW	Arms - Wood Back		1756	1809	1851	1894	1942	1993	2035	2088	2140
			2193	2275	2441	2544	2598	2652	2705	2760	2811
N60RW	Armless - Wood Back		1756	1809	1851	1894	1942	1993	2035	2088	2140
			2193	2275	2441	2544	2598	2652	2705	2760	2811

DIMENSIONS

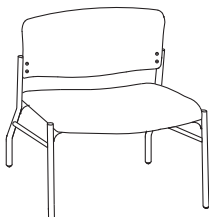
Arm Width	35	Seat Height	18¾	Arm Height	25	Arm Weight	35
Armless Width	31¾	Seat Depth	17¾	Back Height	15	Armless Weight	34
Depth	21¾	Seat Width	30	Back Width	30	Cubic Ft.	20.8
Height	31						

- Platinum Metallic option available
- Meets 500 lb. weight load
- Contrasting fabric option – specify X (i.e., N60GGX); see page 626. For list pricing, use your electronic specification tool or contact customer service

WALL SAVER 35" BARIATRIC SQUARE BACK (STANDARD)



Arms - Upholstered Back



Armless - Wood Back

			A	B	C	D	E	F	G	H	I
			J	K	L	M	N	O	P	Q	R
N60SGG	Arms - Upholstered Back	\$	1625	1678	1720	1763	1811	1862	1904	1957	2009
			2062	2144	2310	2413	2467	2521	2574	2629	2680
N60SRR	Armless - Upholstered Back		1625	1678	1720	1763	1811	1862	1904	1957	2009
			2062	2144	2310	2413	2467	2521	2574	2629	2680
N60SGGW	Arms - Wood Back		1877	1930	1972	2015	2063	2114	2156	2209	2261
			2314	2396	2562	2665	2719	2773	2826	2881	2932
N60SRRW	Armless - Wood Back		1877	1930	1972	2015	2063	2114	2156	2209	2261
			2314	2396	2562	2665	2719	2773	2826	2881	2932

DIMENSIONS

Arm Width	35	Seat Height	18¾	Arm Height	25	Arm Weight	35
Armless Width	31¾	Seat Depth	17¾	Back Height	15	Armless Weight	34
Depth	22¾	Seat Width	30	Back Width	30	Cubic Ft.	20.8
Height	31						


- Platinum Metallic option available
- Meets 500 lb. weight load
- Contrasting fabric option – specify X (i.e., N60SGGX); see page 626. For list pricing, use your electronic specification tool or contact customer service

TO ORDER, SPECIFY:

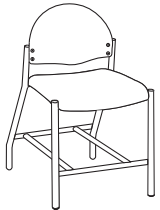
1. Model Number
2. Fabric Grade Number
3. Cover Number
4. Finish (when applicable)
5. Frame Color
6. Arm Color
7. Glides

- See page 625 for Tag options
- See page 638 for COM fabric yardage

**WALL SAVER
COUNTER STOOL
ARC BACK**



Arms - Upholstered Back



Armless - Wood Back

**MODEL
NO.**

ALLIANCE PROGRAM PRICE GRADES


		A	B	C	D	E	F	G	H	I
		J	K	L	M	N	O	P	Q	R
N60SFA	Arms - Upholstered Back	\$ 1004	1033	1057	1081	1108	1137	1160	1190	1220
		1249	1295	1389	1446	1477	1508	1537	1568	1597
N60SFB	Armless - Upholstered Back	968	997	1021	1045	1072	1101	1124	1154	1184
		1213	1259	1353	1410	1441	1472	1501	1532	1561
N60SFAW	Arms - Wood Back	1351	1380	1404	1428	1455	1484	1507	1537	1567
		1596	1642	1736	1793	1824	1855	1884	1915	1944
N60SFBW	Armless - Wood Back	1314	1343	1367	1391	1418	1447	1470	1500	1530
		1559	1605	1699	1756	1787	1818	1847	1878	1907

DIMENSIONS

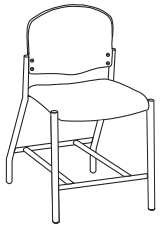
Arm Width	23	Seat Height	24	Arm Height	31¾	Arm Weight	29
Armless Width	20	Seat Depth	17½	Back Height	15¾	Armless Weight	28
Depth	23	Seat Width	18	Back Width	18	Cubic Ft.	17.3
Height	38						

- Platinum Metallic option available
- Contrasting fabric option – specify X (i.e., N60SFAX); see page 626. For list pricing, use your electronic specification tool or contact customer service

**WALL SAVER
COUNTER STOOL
SQUARE BACK**



Arms - Upholstered Back



Armless - Wood Back

		A	B	C	D	E	F	G	H	I
		J	K	L	M	N	O	P	Q	R
N60SFC	Arms - Upholstered Back	\$ 1091	1124	1150	1177	1207	1239	1265	1298	1331
		1364	1415	1519	1583	1617	1651	1684	1718	1750
N60SFD	Armless - Upholstered Back	1053	1086	1112	1139	1169	1201	1227	1260	1293
		1326	1377	1481	1545	1579	1613	1646	1680	1712
N60SFCW	Arms - Wood Back	1351	1380	1404	1428	1455	1484	1507	1537	1567
		1596	1642	1736	1793	1824	1855	1884	1915	1944
N60SFDW	Armless - Wood Back	1314	1343	1367	1391	1418	1447	1470	1500	1530
		1559	1605	1699	1756	1787	1818	1847	1878	1907

DIMENSIONS

Arm Width	23	Seat Height	24	Arm Height	31¾	Arm Weight	29
Armless Width	20	Seat Depth	17½	Back Height	15¾	Armless Weight	28
Depth	23	Seat Width	18	Back Width	18	Cubic Ft.	17.3
Height	38						

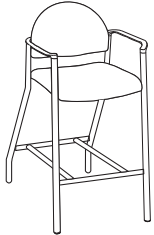
- Platinum Metallic option available
- Contrasting fabric option – specify X (i.e., N60SFCX); see page 626. For list pricing, use your electronic specification tool or contact customer service

TO ORDER, SPECIFY:

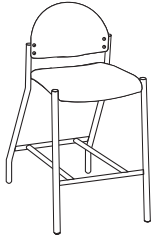
1. Model Number
2. Fabric Grade Number
3. Cover Number
4. Finish (when applicable)
5. Frame Color
6. Arm Color
7. Glides

- See page 625 for Tag options
- See page 638 for COM fabric yardage

**WALL SAVER
BARSTOOL
ARC BACK**



Arms - Upholstered Back



Armless - Wood Back

**MODEL
NO.**

ALLIANCE PROGRAM PRICE GRADES

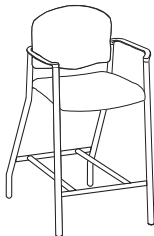
			A	B	C	D	E	F	G	H	I
			J	K	L	M	N	O	P	Q	R
N60STA	Arms - Upholstered Back	\$	1004	1033	1057	1081	1108	1137	1160	1190	1220
			1249	1295	1389	1446	1477	1508	1537	1568	1597
N60STB	Armless - Upholstered Back		968	997	1021	1045	1072	1101	1124	1154	1184
			1213	1259	1353	1410	1441	1472	1501	1532	1561
N60STAW	Arms - Wood Back		1351	1380	1404	1428	1455	1484	1507	1537	1567
			1596	1642	1736	1793	1824	1855	1884	1915	1944
N60STBW	Armless - Wood Back		1314	1343	1367	1391	1418	1447	1470	1500	1530
			1559	1605	1699	1756	1787	1818	1847	1878	1907

DIMENSIONS

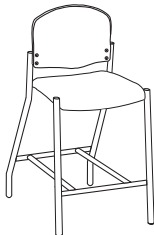
Arm Width	23	Seat Height	30¾	Arm Height	37¾	Arm Weight	32
Armless Width	20	Seat Depth	17½	Back Height	15¾	Armless Weight	31
Depth	23	Seat Width	18	Back Width	18	Cubic Ft.	20.8
Height	44						

- Platinum Metallic option available
- Contrasting fabric option – specify X (i.e., N60STAX); see page 626. For list pricing, use your electronic specification tool or contact customer service

**WALL SAVER
BARSTOOL
SQUARE BACK**



Arms - Upholstered Back



Armless - Upholstered Back

			A	B	C	D	E	F	G	H	I
			J	K	L	M	N	O	P	Q	R
N60STC	Arms - Upholstered Back	\$	1091	1124	1150	1177	1207	1239	1265	1298	1331
			1364	1415	1519	1583	1617	1651	1684	1718	1750
N60STD	Armless - Upholstered Back		1053	1086	1112	1139	1169	1201	1227	1260	1293
			1326	1377	1481	1545	1579	1613	1646	1680	1712
N60STCW	Arms - Wood Back		1351	1380	1404	1428	1455	1484	1507	1537	1567
			1596	1642	1736	1793	1824	1855	1884	1915	1944
N60STDW	Armless - Wood Back		1314	1343	1367	1391	1418	1447	1470	1500	1530
			1559	1605	1699	1756	1787	1818	1847	1878	1907

DIMENSIONS

Arm Width	23	Seat Height	30¾	Arm Height	37¾	Arm Weight	32
Armless Width	20	Seat Depth	17½	Back Height	15¾	Armless Weight	31
Depth	23	Seat Width	18	Back Width	18	Cubic Ft.	20.8
Height	44						

- Platinum Metallic option available
- Contrasting fabric option – specify X (i.e., N60STCX); see page 626. For list pricing, use your electronic specification tool or contact customer service

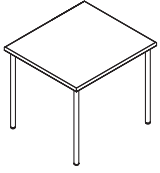
TAG

TO ORDER, SPECIFY:

1. Model Number
2. Finish Designator
3. Frame Color

• See page 625 for Tag options

END TABLE



MODEL NO.

LIST PRICE

N60SGW	Wood Top	\$ 749
--------	----------	--------

N60SGL	Laminate Top	\$ 630
--------	--------------	--------

DIMENSIONS

Width	20	Weight	20
Depth	18	Cubic Ft.	6.1
Height	17 $\frac{3}{4}$		

• Platinum Metallic option available

CORNER TABLE



N60SHW	Wood Top	\$ 1056
--------	----------	---------

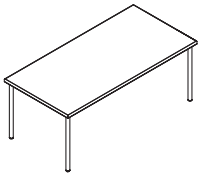
N60SHL	Laminate Top	\$ 938
--------	--------------	--------

DIMENSIONS

Width	28	Weight	24
Depth	28	Cubic Ft.	11.5
Height	17 $\frac{3}{4}$		

• Platinum Metallic option available

MAGAZINE TABLE



N60SKW	Wood Top	\$ 1024
--------	----------	---------

N60SKL	Laminate Top	\$ 906
--------	--------------	--------

DIMENSIONS

Width	39 $\frac{3}{8}$	Weight	24
Depth	19 $\frac{3}{8}$	Cubic Ft.	10.7
Height	16		

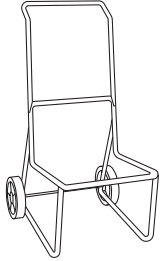
• Platinum Metallic option available

TO ORDER, SPECIFY:

• See page 625 for Tag options

1. Model Number

TRANSPORT DOLLY



N60DO \$ 715

DIMENSIONS

Width	19	Weight	21
Depth	32½	Cubic Ft.	10
Height	44¾		

- Specify model number only
- Accommodates 6 stacked chairs
- Green powder coat finish
- Does not ship in a carton

COM YARDAGE REQUIREMENTS

COM YARDAGE REQUIREMENTS (54" WIDTH – CUT UP THE ROLL)

MODEL	RAILROADED Contact customer service 800-634-9510 for ydg requirements	NON DIRECTIONAL OR SOLID	1"-4" REPEAT	5"-11" REPEAT	12"-18" REPEAT	COL SQUARE FEET	
			4" VERTICAL X 4" HORIZONTAL	11" VERTICAL X 11" HORIZONTAL	18" VERTICAL X 18" HORIZONTAL		
N60AA, N60SAA, N60BB, N60SBB, N60CC, N60SCC, N60DD, N60SDD, N60SAAC, N60SBBC, N60SCCC, N60SDDC, N60SFA, N60SFB, N60SFC, N60SFD, N60STA, N60STB, N60STC, N60STD			0.90	1.10	1.80	2.80	18
N60AAX, N60SAAX, N60BBX, N60SBBX, N60SAACX, N60SBBCX, N60SFAX, N60SFBX, N60STAX, N60STBX	Back Seat	0.50 0.90	0.60 0.90	0.70 1.10	1.70 1.40		10 7
N60AW, N60BW, N60CW, N60DW, N60SAW, N60SBW, N60SAWC, N60SBWC, N60SFAW, N60SFBW, N60STAW, N60STBW, N60STCW, N60STDW, N60SCW, N60SDW, N60SCWC, N60SDWC, N60SFCW, N60SFDW		1.00	1.00	1.30	1.30		7
N60CCX, N60SCCX, N60DDX, N60SDDX, N60SCCCX, N60SDDCX, N60SFCX, N60SFDX, N60STCX, N60STDY	Back Seat	0.60 0.90	0.60 0.90	0.70 1.10	1.30 1.00		12 7
N60EM, N60SEM, N60PM, N60SPM		1.20	1.60	1.90	1.90		22
N60EMX, N60SEM, N60PMX, N60SPMX	Back Seat	0.60 0.80	0.90 0.90	1.00 1.10	1.40 1.00		9 14
N60EMW, N60GMW, N60SEM, N60SGMW, N60RMW, N60PMW, N60SRMW, N60SPMW		0.80	0.90	1.10	1.00		14
N60EE, N60SEE, N60GG, N60SGG, N60PP, N60SPP, N60RR, N60SRR		1.60	1.80	2.10	2.30		30.5
N60EEX, N60SEEX, N60GGX, N60SGGX, N60PPX, N60SPPX, N60RRX, N60SRRX	Back Seat	0.80 0.90	0.90 1.00	1.10 1.20	1.00 1.30		14 17
N60EW, N60SEEW, N60GW, N60SGGW, N60PW, N60SPPW, N60RW		0.80	0.90	1.10	1.00		14
N60GM, N60SGM, N60RM, N60SRRW		1.20	1.70	2.20	1.90		22
N60GMX, N60SGMX, N60RMX, N60SRMX	Back Seat	0.60 0.80	0.90 0.90	1.30 1.10	1.40 1.00		9 14

TAG