

---

# Reno

Product Specifications	540
Fabrics and Options	541
Contrasting Fabrics Specifications	542
Product Pages	543
COM Yardage Requirements	555

## RENO PRODUCT SPECIFICATIONS

### FRAME CONSTRUCTION

- Interior frame is constructed of plywood with tenon joints that are glued and screwed for maximum joint stability
- Seat joints are supported by corner blocks with high tensile screws
- Reno Slim models feature a reduced footprint – see model dimensions for details

### SEAT CONSTRUCTION

- Seat cushions are attached and feature 6" of high grade polyurethane foam, which is custom shaped and fabricated, and placed on high tension strip webbing

### BACK CONSTRUCTION

- 5" of high grade polyurethane foam, which is custom shaped and stretched over web sheet and attached to frame

### ARM CONSTRUCTION

- Armrest frames are wrapped with high grade polyurethane foam and slipcovered
- The frame is attached to the unit with 3 bolts per arm

### WOOD ARM CONSTRUCTION

- Arms are molded of linear laminated hard maple veneers

### CUP HOLDER

- Available on standard Reno upholstered arm

### CONTRASTING FABRICS

- Available with 3 contrasting fabric locations: back, seat, and arms

### LEGS

- Die-cast zinc legs are Platinum Metallic plated, Satin Nickel Metallic plated or Cinder powder coat paint and have nylon glides
- Wood legs are constructed of maple with nylon glides
- When specifying Brighton, Natural, and Sonoma finish, variation in color is acceptable due to the nature of wood characteristics

### HANDLE AND CASTERS

#### N32BB AND N32DD

- Handle featured on mobile lounge is die-cast zinc that is Platinum Metallic plated, Satin Nickel Metallic plated or Cinder powder coat paint
- Heavy-duty black double wheel casters

### TABLET ARM

- ¾" thick black 3D Laminate with MDF core or ¾" thick maple
- Attached with ¼" steel base plate and screws that mounts over ¾" metal insert rod and fits into structure of arm
- Tablet height is 28" from floor to top of tablet surface
- Allows for 360° swivel and writing surface of 21" W x 13½" D

### BENCHES

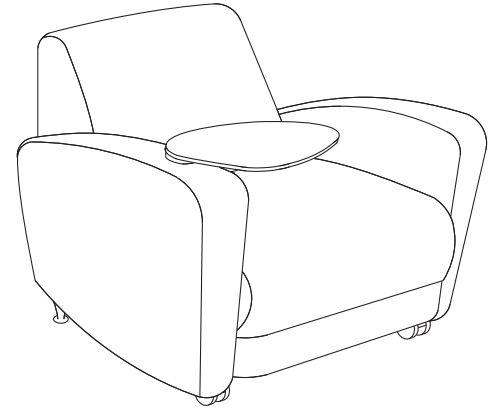
- 8" of foam covers a ½" plywood panel on top of fiberboard frame
- Black, double wheel, roll control casters are standard and work on all floors

### POWER GROMMET

- G23 black or silver grommet is available in right, left or both sides of the back for an additional upcharge
- Features 2 electrical receptacles and 2 power USB ports

### TABLES

- Grade A slipmatched maple (Brighton, Caramel, Honey, Natural), or cherry veneer (Amber, Autumn, Cordovan, Judicial, Mocha, Truffle) or laminate
- All Veneer surfaces feature a semi-open poor matte finish
- Die-cast zinc legs with nylon glides
- 3 power grommets available; specify cutout option and order electrical grommet model separately. See page 831 for details and pricing
- Optional glass and solid surface kits available; reference page 529 in the Tables Price List



**SURFACE MATERIALS**

See the Kimball Hospitality Surface Materials Reference Guide at [kimballhospitality.com](http://kimballhospitality.com) for a complete overview of our materials program, including:

- Characteristics of wood
- Special wood finishes
- Customer-specified laminate (CSL)
- Customer-specified paint (CSP)
- Fabric application and colorways
- Customer's own material (COM) process overview
- Alliance program

**ALLIANCE FABRIC PROGRAM**

Kimball Hospitality has analyzed each model to most accurately reflect the COM/COL yardage requirements shown on page 555.

The yardage requirement for each model is based on 54" W fabric and cutting the fabric up the roll.

If repeat is larger than 18", contact Customer Service to confirm the correct amount of yardage required. When ordering 10 or more chairs in the same COM, yardage requirements may be reduced.

Contact Customer Service.

**PRICE GRADES A-R**

See Surface Materials at [www.kimballhospitality.com](http://www.kimballhospitality.com) for a wide variety of graded-in fabrics from Arc-Com, Carnegie, CF Stinson, Designtex, Maharam, Mayer, Momentum, and Ultrafabrics.

**FABRIC SAMPLES**

If you need samples for presentation(s), contact our alliance partners directly at:

Arc-Com	800.223.5466	<a href="http://arc-com.com">arc-com.com</a>
Carnegie	800.727.6770	<a href="http://carnegiefabrics.com">carnegiefabrics.com</a>
CF Stinson	800.841.6279	<a href="http://cfstinson.com">cfstinson.com</a>
Designtex	800.221.1540	<a href="http://designtex.com">designtex.com</a>
Maharam	800.645.3943	<a href="http://maharam.com">maharam.com</a>
Mayer	800.428.4415	<a href="http://mayerfabrics.com">mayerfabrics.com</a>
Momentum	800.366.6839	<a href="http://memosamples.com">memosamples.com</a>
Ultrafabrics	877.309.6648	<a href="http://ultrafabricsllc.com">ultrafabricsllc.com</a>

**LOUNGE  
POWER GROMMET OPTIONS**

(\$633 list upcharge per location)

G23BL	Black, Left
G23BR	Black, Right
G23BLR	Black, Left & Right
G23SL	Silver, Left
G23SR	Silver, Right
G23SLR	Silver, Left & Right
X	No Grommet

**TABLES  
SURFACE  
GROMMETS/CUTOUTS**

(\$30 list upcharge per location)

CUT-G12C	G12 Cutout, Center
CUT-G17C	G17 Cutout, Center
CUT-G23C	G23 Cutout, Center
X	No Grommet

**TABLES  
SIDE GROMMETS/CUTOUTS**

(\$30 list upcharge per location)

CUT-G23C	G23 Cutout
X	No Grommet

If specifying cutout, reference page 831 for pricing and details to order power grommet.

**FINISHES  
(WOOD ARMS, LEGS AND  
TABLES)**

AC	Autumn	NM	Natural
AD	Almond*	PB	Portobello*
BZ	Brazilwood	PC	Porcini
CI	Chai	PT	Portico*
CL	Caramel	SK	Skyline*
CW	Cordovan	SM	Sonoma*
DW	Judicial	TF	Truffle
HN	Honey	WL	Willow
IM	Brighton	405	Designer White*
KN	Kona	462	Cinder*
MC	Amber	792	Sable*
MH	Mocha	793	Acorn*†

\*Not available on tables

†Acorn is the finish and laminate complement to Clear Walnut finish

**LAMINATES  
(TABLES ONLY)**

AC2	Autumn 2	SM	Sonoma
AD	Almond	TF	Truffle
BZ	Brazilwood	WL	Willow
CI	Chai	405	Designer White
CL	Caramel	419	Wallaby
CW	Cordovan	425	Shadow
DW	Judicial	440	Cloud
HN2	Honey 2	457	Dapple
IM	Brighton	461	Graphite
KN	Kona	462	Cinder
MC	Amber	478	Platinum Grey
MH	Mocha	488	Frosty White
NM	Natural	491	Designer White Linear
PB	Portobello	492	Cinder Linear
PC	Porcini	792	Sable
PT	Portico	793	Acorn†
SK	Skyline		

**GALLERY LAMINATE  
(TABLES ONLY)**

Grade 1 – 5% upcharge	
G1001	Citadel
G1011	Pepperdust
Grade 2 – 6% upcharge	
G1002	Planked Raw Oak
G1003	Evening Notte
G1004	Kirsche
G1005	Midnight Run
G1006	Sepia Walnut
G1007	Serotina
G1008	Timeless
G1009	White Nebbia
G1012	Phantom Ecru

See page 20 for Gallery program details and upcharges

**CUP HOLDER OPTIONS**

(\$81 list upcharge per location)

CPL	Cup Holder, Left
CPR	Cup Holder, Right
CPLR	Cup Holder, Left & Right

- Cannot have cup holder and tablet on same arm

**TABLET ARM**

T	3D Laminate, Black	WNM	Wood, Natural
WAC	Wood, Autumn	WPB	Wood, Portobello
WAD	Wood, Almond	WPC	Wood, Porcini
WBZ	Wood, Brazilwood	WPT	Wood, Portico
WCI	Wood, Chai	WSK	Wood, Skyline
WCL	Wood, Caramel	WSM	Wood, Sonoma
WCW	Wood, Cordovan	WTF	Wood, Truffle
WDW	Wood, Judicial	WWL	Wood, Willow
WHN	Wood, Honey	W405	Wood, Designer White
WIM	Wood, Brighton	W462	Wood, Cinder
WKN	Wood, Kona	W792	Wood, Sable
WMC	Wood, Amber	W793	Wood, Acorn†
WMH	Wood, Mocha		

**PAINT COLORS  
(LEGS AND HANDLE)**

423	Concrete
462	Cinder
463	Iron
501	Platinum Metallic
503	Satin Nickel Metallic

## TO ORDER CONTRASTING FABRIC, SPECIFY

### RENO

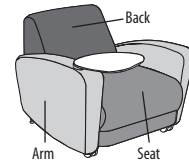
#### 1 Seat Lounge page 543

#### Mobile 1 Seat Lounge page 543

#### 2½ Seat Lounge page 544

#### 3 Seat Lounge page 544

1. Model Number plus "X"
2. Back Fabric Grade Number/Cover Number
3. Seat Fabric Grade Number/Cover Number
4. Arm Fabric Grade Number/Cover Number
5. Power Grommet
6. Tablet and Finish (when applicable)
7. Cup Holder
8. Paint (when applicable)
9. Wood Leg Finish (when applicable)



Contrasting Fabric

#### 1 Seat Lounge Wood Arms page 545

#### 2½ Seat Lounge Wood Arms page 545

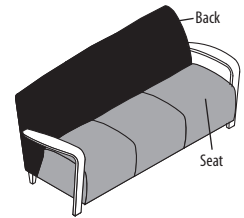
#### 3 Seat Lounge Wood Arms page 546

#### 1 Seat Lounge Wood Arms - Slim page 550

#### 2½ Seat Lounge Wood Arms - Slim page 550

#### 3 Seat Lounge Wood Arms - Slim page 551

1. Model Number plus "X"
2. Back Fabric Grade Number/Cover Number
3. Seat Fabric Grade Number/Cover Number
4. Power Grommet
5. Paint (when applicable)
6. Wood Leg Finish (when applicable)
7. Glides



Contrasting Upholstery

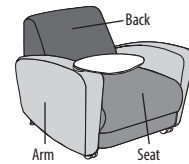
#### 1 Seat Lounge - Slim page 547

#### Mobile 1 Seat Lounge - Slim page 547

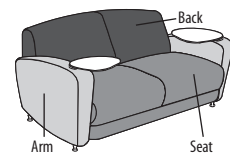
#### 2½ Seat Lounge - Slim page 548

#### 3 Seat Lounge - Slim page 549

1. Model Number plus "X"
2. Back Fabric Grade Number/Cover Number
3. Seat Fabric Grade Number/Cover Number
4. Arm Fabric Grade Number/Cover Number
5. Power Grommet
6. Tablet and Finish (when applicable)
7. Paint (when applicable)
8. Wood Leg Finish (when applicable)



Contrasting Fabric



Contrasting Fabric

**TO ORDER, SPECIFY:**

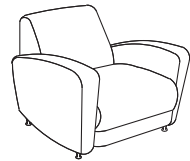
1. Model Number
2. Fabric Grade / Cover Number
3. Power Grommet
4. Cup Holder
5. Tablet and Finish (when applicable)
6. Paint (when applicable)
7. Wood Leg Finish (when applicable)

- See page 541 for Reno options
- See pages 555-556 for COM fabric yardage


**1 SEAT LOUNGE**

**MODEL NO.**

**ALLIANCE PROGRAM PRICE GRADES**



Metal Legs



Wood Legs

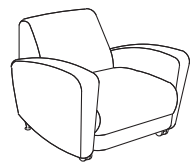
		A	B	C	D	E	F	G	H	I
		J	K	L	M	N	O	P	Q	R
N32AAM	Metal Legs	\$ 2470	2631	2759	2891	3038	3195	3322	3484	3646
		3807	4057	4567	4880	5047	5214	5375	5542	5699
N32AAW	Wood Legs	2633	2794	2922	3054	3201	3358	3485	3647	3809
		3970	4220	4730	5043	5210	5377	5538	5705	5862
N32CCMR	Metal Legs, Tablet Right Arm	2989	3150	3278	3410	3557	3714	3841	4003	4165
		4326	4576	5086	5399	5566	5733	5894	6061	6218
N32CCML	Metal Legs, Tablet Left Arm	2989	3150	3278	3410	3557	3714	3841	4003	4165
		4326	4576	5086	5399	5566	5733	5894	6061	6218
N32CCWR	Wood Legs, Tablet Right Arm	3154	3315	3443	3575	3722	3879	4006	4168	4330
		4491	4741	5251	5564	5731	5898	6059	6226	6383
N32CCWL	Wood Legs, Tablet Left Arm	3154	3315	3443	3575	3722	3879	4006	4168	4330
		4491	4741	5251	5564	5731	5898	6059	6226	6383

**DIMENSIONS**


Width	34½	Arm Height	27	Seat Width	22	Weight	83
Depth	34½	Seat Height	19			Tablet Weight	95
Height	33	Seat Depth	21¼			Cubic Ft.	32

• Contrasting fabric option – specify X (i.e., N32AAMX); see page 542. For list pricing, use your electronic specification tool or contact customer service

**MOBILE 1 SEAT LOUNGE**



Metal Legs



Wood Legs

		A	B	C	D	E	F	G	H	I
		J	K	L	M	N	O	P	Q	R
N32BBM	Metal Legs	\$ 2677	2838	2966	3098	3245	3402	3529	3691	3853
		4014	4264	4774	5087	5254	5421	5582	5749	5906
N32BBW	Wood Legs	2841	3002	3130	3262	3409	3566	3693	3855	4017
		4178	4428	4938	5251	5418	5585	5746	5913	6070
N32DDMR	Metal Legs, Tablet Right Arm	3179	3340	3468	3600	3747	3904	4031	4193	4355
		4516	4766	5276	5589	5756	5923	6084	6251	6408
N32DDML	Metal Legs, Tablet Left Arm	3179	3340	3468	3600	3747	3904	4031	4193	4355
		4516	4766	5276	5589	5756	5923	6084	6251	6408
N32DDWR	Wood Legs, Tablet Right Arm	3341	3502	3630	3762	3909	4066	4193	4355	4517
		4678	4928	5438	5751	5918	6085	6246	6413	6570
N32DDWL	Wood Legs, Tablet Left Arm	3341	3502	3630	3762	3909	4066	4193	4355	4517
		4678	4928	5438	5751	5918	6085	6246	6413	6570

**DIMENSIONS**

Width	34½	Arm Height	27	Seat Width	22	Weight	83
Depth	34½	Seat Height	19			Tablet Weight	95
Height	33	Seat Depth	21¼			Cubic Ft.	32

- Contrasting fabric option – specify X (i.e., N32BBMX); see page 542. For list pricing, use your electronic specification tool or contact customer service
- Features a handle on the back for ease of mobility
- Paint finish option represents handle on wood leg models and legs and handle on metal leg models

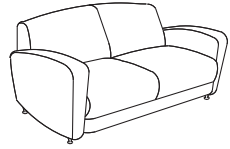
# RENO

## TO ORDER, SPECIFY:


1. Model Number
2. Fabric Grade / Cover Number
3. Power Grommet
4. Cup Holder
5. Tablet and Finish (when applicable)
6. Paint (when applicable)
7. Wood Leg Finish (when applicable)

- See page 541 for Reno options
- See pages 555-556 for COM fabric yardage

### 2½ SEAT LOUNGE



Metal Legs



Wood Legs

### MODEL NO.

### ALLIANCE PROGRAM PRICE GRADES


			A	B	C	D	E	F	G	H	I
			J	K	L	M	N	O	P	Q	R
N32HHM	Metal Legs	\$	3423	3720	3954	4197	4467	4755	4989	5286	5583
			5880	6339	7275	7851	8157	8463	8760	9066	9354
N32HHW	Wood Legs		3588	3885	4119	4362	4632	4920	5154	5451	5748
			6045	6504	7440	8016	8322	8628	8925	9231	9519
N32JJMR	Metal Legs, Tablet Right Arm		3943	4240	4474	4717	4987	5275	5509	5806	6103
			6400	6859	7795	8371	8677	8983	9280	9586	9874
N32JJML	Metal Legs, Tablet Left Arm		3943	4240	4474	4717	4987	5275	5509	5806	6103
			6400	6859	7795	8371	8677	8983	9280	9586	9874
N32JJMB	Metal Legs, Tablet Both Arms		4464	4761	4995	5238	5508	5796	6030	6327	6624
			6921	7380	8316	8892	9198	9504	9801	10107	10395
N32JJWR	Wood Legs, Tablet Right Arm		4106	4403	4637	4880	5150	5438	5672	5969	6266
			6563	7022	7958	8534	8840	9146	9443	9749	10037
N32JJWL	Wood Legs, Tablet Left Arm		4106	4403	4637	4880	5150	5438	5672	5969	6266
			6563	7022	7958	8534	8840	9146	9443	9749	10037
N32JJWB	Wood Legs, Tablet Both Arms		4628	4925	5159	5402	5672	5960	6194	6491	6788
			7085	7544	8480	9056	9362	9668	9965	10271	10559

### DIMENSIONS


Width	67½	Arm Height	27	Seat Width	55¼	Weight	125
Depth	34½	Seat Height	19			Tablet Weight	137
Height	33	Seat Depth	21¼			Cubic Ft.	56.1
						Weight with Tablet Both Arms	149

• Contrasting fabric option – specify X (i.e., N32JJMRX); see page 542. For list pricing, use your electronic specification tool or contact customer service

### 3 SEAT LOUNGE



Metal Legs



Wood Legs

			A	B	C	D	E	F	G	H	I
			J	K	L	M	N	O	P	Q	R
N32LLM	Metal Legs	\$	4150	4443	4675	4915	5182	5467	5698	5992	6286
			6579	7033	7959	8528	8831	9134	9427	9730	10015
N32LLW	Wood Legs		4313	4606	4838	5078	5345	5630	5861	6155	6449
			6742	7196	8122	8691	8994	9297	9590	9893	10178
N32MMMR	Metal Legs, Tablet Right Arm		4668	4961	5193	5433	5700	5985	6216	6510	6804
			7097	7551	8477	9046	9349	9652	9945	10248	10533
N32MMML	Metal Legs, Tablet Left Arm		4668	4961	5193	5433	5700	5985	6216	6510	6804
			7097	7551	8477	9046	9349	9652	9945	10248	10533
N32MMMB	Metal Legs, Tablet Both Arms		5190	5483	5715	5955	6222	6507	6738	7032	7326
			7619	8073	8999	9568	9871	10174	10467	10770	11055
N32MMWR	Wood Legs, Tablet Right Arm		4833	5126	5358	5598	5865	6150	6381	6675	6969
			7262	7716	8642	9211	9514	9817	10110	10413	10698
N32MMWL	Wood Legs, Tablet Left Arm		4833	5126	5358	5598	5865	6150	6381	6675	6969
			7262	7716	8642	9211	9514	9817	10110	10413	10698
N32MMWB	Wood Legs, Tablet Both Arms		5356	5649	5881	6121	6388	6673	6904	7198	7492
			7785	8239	9165	9734	10037	10340	10633	10936	11221

### DIMENSIONS

Width	78	Arm Height	27	Seat Width	66¼	Weight	148
Depth	34½	Seat Height	19			Tablet Weight	160
Height	33	Seat Depth	21¼			Cubic Ft.	69.4
						Weight with Tablet Both Arms	172

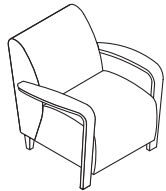
• Contrasting fabric option – specify X (i.e., N32MMMRX); see page 542. For list pricing, use your electronic specification tool or contact customer service

**TO ORDER, SPECIFY:**


1. Model Number
2. Fabric Grade Number
3. Cover Number
4. Power Grommet
5. Paint (when applicable)
6. Finish Designator (when applicable)
7. Glides

- See page 541 for Reno options
- See pages 555-556 for COM fabric yardage

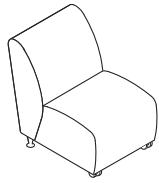
**1 SEAT LOUNGE  
WOOD ARMS**



Wood Arms



Armless – Metal Legs



Armless – Metal Legs – Mobile

**MODEL  
NO.**

**ALLIANCE PROGRAM PRICE GRADES**

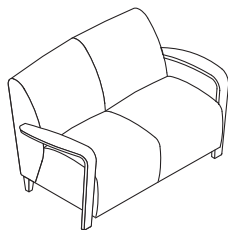
		A	B	C	D	E	F	G	H	I
		J	K	L	M	N	O	P	Q	R
N32TAAW	Wood Legs	\$ 3262	3355	3427	3503	3587	3677	3749	3842	3934
		4027	4169	4461	4640	4735	4830	4923	5018	5107
N32MAAM	Armless – Metal Legs	2201	2294	2366	2442	2526	2616	2688	2781	2873
		2966	3108	3400	3579	3674	3769	3862	3957	4046
N32MAAW	Armless – Wood Legs	2366	2459	2531	2607	2691	2781	2853	2946	3038
		3131	3273	3565	3744	3839	3934	4027	4122	4211
N32MBBM	Armless – Metal Legs – Mobile	2407	2500	2572	2648	2732	2822	2894	2987	3079
		3172	3314	3606	3785	3880	3975	4068	4163	4252
N32MBBW	Armless – Wood Legs – Mobile	2572	2665	2737	2813	2897	2987	3059	3152	3244
		3337	3479	3771	3950	4045	4140	4233	4328	4417

**DIMENSIONS**

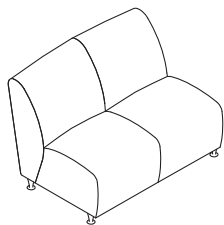
Width	32	Seat Height	19	Arm Height	27	Armless Weight	52
Armless Width	23	Seat Depth	21¼			Arm Weight	65
Depth	34½	Seat Width	22½			Armless Cubic Ft.	28.0
Height	33					Arm Cubic Ft.	32.0

- Contrasting fabric option – specify X (i.e., N32TAAWX); see page 542. For list pricing, use your electronic specification tool or contact customer service
- Cup holder not available

**2½ SEAT LOUNGE  
WOOD ARMS**



Wood Arms



Armless – Metal Legs

		A	B	C	D	E	F	G	H	I
		J	K	L	M	N	O	P	Q	R
N32THHW	Wood Legs	\$ 4198	4416	4588	4766	4964	5175	5347	5565	5782
		6000	6337	7023	7446	7670	7894	8112	8337	8548
N32MHHM	Armless – Metal Legs	3140	3358	3530	3708	3906	4117	4289	4507	4724
		4942	5279	5965	6388	6612	6836	7054	7279	7490
N32MHHW	Armless – Wood Legs	3303	3521	3693	3871	4069	4280	4452	4670	4887
		5105	5442	6128	6551	6775	6999	7217	7442	7653

**DIMENSIONS**

Width	65	Seat Height	19	Arm Height	27	Armless Weight	97
Armless Width	56	Seat Depth	21¼			Arm Weight	110
Depth	34½	Seat Width	55½			Armless Cubic Ft.	49.7
Height	33					Arm Cubic Ft.	56.1

- Contrasting fabric option – specify X (i.e., N32THHWX); see page 542. For list pricing, use your electronic specification tool or contact customer service
- Cup holder not available

# RENO

## TO ORDER, SPECIFY:

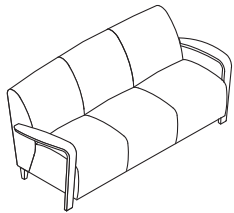
1. Model Number
2. Fabric Grade Number
3. Cover Number
4. Power Grommet
5. Paint (when applicable)
6. Finish Designator (when applicable)
7. Glides

- See page 541 for Reno options
- See pages 555-556 for COM fabric yardage

### 3 SEAT LOUNGE WOOD ARMS

### MODEL NO.

### ALLIANCE PROGRAM PRICE GRADES



Wood Arms

			A	B	C	D	E	F	G	H	I
			J	K	L	M	N	O	P	Q	R
N32TLLW	Wood Legs	\$	4882	5070	5218	5372	5543	5725	5874	6062	6250
			6438	6729	7321	7686	7880	8074	8262	8456	8638

### DIMENSIONS

Width	75½	Seat Height	19	Arm Height	27	Weight	133
Depth	34½	Seat Depth	21¼			Cubic Ft.	69.4
Height	33	Seat Width	66				

- Contrasting fabric option – specify X (i.e., N32TLLWX); see page 542. For list pricing, use your electronic specification tool or contact customer service
- Cup holder not available




**TO ORDER, SPECIFY:**


1. Model Number
2. Fabric Grade Number
3. Cover Number
4. Power Grommet
5. Tablet and Finish (when applicable)
6. Paint (when applicable)
7. Wood Leg Finish (when applicable)

- See page 541 for Reno options
- See pages 555-556 for COM fabric yardage

**1 SEAT LOUNGE - SLIM**



Wood Legs



Wood Legs

**MODEL NO.**

**ALLIANCE PROGRAM PRICE GRADES**


		A	B	C	D	E	F	G	H	I
		J	K	L	M	N	O	P	Q	R
N32SAAM	Metal Legs	\$ 2470	2631	2759	2891	3038	3195	3322	3484	3646
		3807	4057	4567	4880	5047	5214	5375	5542	5699
N32SAAW	Wood Legs	2633	2794	2922	3054	3201	3358	3485	3647	3809
		3970	4220	4730	5043	5210	5377	5538	5705	5862
N32SCCMR	Metal Legs, Tablet Right Arm	2989	3150	3278	3410	3557	3714	3841	4003	4165
		4326	4576	5086	5399	5566	5733	5894	6061	6218
N32SCCML	Metal Legs, Tablet Left Arm	2989	3150	3278	3410	3557	3714	3841	4003	4165
		4326	4576	5086	5399	5566	5733	5894	6061	6218
N32SCCWR	Wood Legs, Tablet Right Arm	3154	3315	3443	3575	3722	3879	4006	4168	4330
		4491	4741	5251	5564	5731	5898	6059	6226	6383
N32SCCWL	Wood Legs, Tablet Left Arm	3154	3315	3443	3575	3722	3879	4006	4168	4330
		4491	4741	5251	5564	5731	5898	6059	6226	6383

**DIMENSIONS**


Width	32	Arm Height	27	Seat Width	22	Weight	74
Depth	31	Seat Height	19			Tablet Weight	87
Height	33	Seat Depth	21¼			Cubic Ft.	32.0

- Contrasting fabric option – specify X (i.e., N32SCCMRX); see page 542. For list pricing, use your electronic specification tool or contact customer service
- Cup holder not available

**MOBILE 1 SEAT LOUNGE - SLIM**



Metal Legs



Wood Legs

		A	B	C	D	E	F	G	H	I
		J	K	L	M	N	O	P	Q	R
N32SBBM	Metal Legs	\$ 2677	2838	2966	3098	3245	3402	3529	3691	3853
		4014	4264	4774	5087	5254	5421	5582	5749	5906
N32SBBW	Wood Legs	2841	3002	3130	3262	3409	3566	3693	3855	4017
		4178	4428	4938	5251	5418	5585	5746	5913	6070
N32SDDMR	Metal Legs, Tablet Right Arm	3179	3340	3468	3600	3747	3904	4031	4193	4355
		4516	4766	5276	5589	5756	5923	6084	6251	6408
N32SDDML	Metal Legs, Tablet Left Arm	3179	3340	3468	3600	3747	3904	4031	4193	4355
		4516	4766	5276	5589	5756	5923	6084	6251	6408
N32SDDWR	Wood Legs, Tablet Right Arm	3341	3502	3630	3762	3909	4066	4193	4355	4517
		4678	4928	5438	5751	5918	6085	6246	6413	6570
N32SDDWL	Wood Legs, Tablet Left Arm	3341	3502	3630	3762	3909	4066	4193	4355	4517
		4678	4928	5438	5751	5918	6085	6246	6413	6570

**DIMENSIONS**

Width	32	Arm Height	27	Seat Width	22	Weight	74
Depth	31	Seat Height	19			Tablet Weight	87
Height	33	Seat Depth	21¼			Cubic Ft.	32.0

- Contrasting fabric option – specify X (i.e., N32SDDMRX); see page 542. For list pricing, use your electronic specification tool or contact customer service
- Features a handle on the back for ease of mobility
- Paint finish option represents handle on wood leg models and legs and handle on metal leg models
- Cup holder not available

# RENO

## TO ORDER, SPECIFY:


1. Model Number
2. Fabric Grade Number
3. Cover Number
4. Power Grommet
5. Tablet and Finish (when applicable)
6. Paint (when applicable)
7. Wood Leg Finish (when applicable)

- See page 541 for Reno options
- See pages 555-556 for COM fabric yardage


### 2½ SEAT LOUNGE - SLIM

### MODEL NO.

### ALLIANCE PROGRAM PRICE GRADES



Metal Legs



Wood Legs

			A	B	C	D	E	F	G	H	I
			J	K	L	M	N	O	P	Q	R
N32SHHM	Metal Legs	\$	3423	3720	3954	4197	4467	4755	4989	5286	5583
			5880	6339	7275	7851	8157	8463	8760	9066	9354
N32SHHW	Wood Legs		3588	3885	4119	4362	4632	4920	5154	5451	5748
			6045	6504	7440	8016	8322	8628	8925	9231	9519
N32SJMR	Metal Legs, Tablet Right Arm		3943	4240	4474	4717	4987	5275	5509	5806	6103
			6400	6859	7795	8371	8677	8983	9280	9586	9874
N32SJJML	Metal Legs, Tablet Left Arm		3943	4240	4474	4717	4987	5275	5509	5806	6103
			6400	6859	7795	8371	8677	8983	9280	9586	9874
N32SJJMB	Metal Legs, Tablet Both Arms		4464	4761	4995	5238	5508	5796	6030	6327	6624
			6921	7380	8316	8892	9198	9504	9801	10107	10395
N32SJJWR	Wood Legs, Tablet Right Arm		4106	4403	4637	4880	5150	5438	5672	5969	6266
			6563	7022	7958	8534	8840	9146	9443	9749	10037
N32SJJWL	Wood Legs, Tablet Left Arm		4106	4403	4637	4880	5150	5438	5672	5969	6266
			6563	7022	7958	8534	8840	9146	9443	9749	10037
N32SJJWB	Wood Legs, Tablet Both Arms		4628	4925	5159	5402	5672	5960	6194	6491	6788
			7085	7544	8480	9056	9362	9668	9965	10271	10559

### DIMENSIONS

Width	65	Arm Height	27	Seat Width	55¼	Weight	117
Depth	31	Seat Height	19			Cubic Ft.	56.0
Height	33	Seat Depth	21¼			Tablet Weight	129
						Cubic Ft	56.1
						Weight with Tablet Both Arms	141

- Contrasting fabric option – specify X (i.e., N32SHMX); see page 542. For list pricing, use your electronic specification tool or contact customer service
- Cup holder not available

**TO ORDER, SPECIFY:**


1. Model Number
2. Fabric Grade Number
3. Cover Number
4. Power Grommet
5. Tablet and Finish (when applicable)
6. Paint (when applicable)
7. Wood Leg Finish (when applicable)

- See page 541 for Reno options
- See pages 555-556 for COM fabric yardage


**3 SEAT LOUNGE - SLIM**

**MODEL NO.**

**ALLIANCE PROGRAM PRICE GRADES**



Metal Legs



Wood Legs

		A	B	C	D	E	F	G	H	I
		J	K	L	M	N	O	P	Q	R
N32SLLM	Metal Legs	\$ 4150	4443	4675	4915	5182	5467	5698	5992	6286
		6579	7033	7959	8528	8831	9134	9427	9730	10015
N32SLLW	Wood Legs	4313	4606	4838	5078	5345	5630	5861	6155	6449
		6742	7196	8122	8691	8994	9297	9590	9893	10178
N32SMMMR	Metal Legs, Tablet Right Arm	4668	4961	5193	5433	5700	5985	6216	6510	6804
		7097	7551	8477	9046	9349	9652	9945	10248	10533
N32SMMML	Metal Legs, Tablet Left Arm	4668	4961	5193	5433	5700	5985	6216	6510	6804
		7097	7551	8477	9046	9349	9652	9945	10248	10533
N32SMMMB	Metal Legs, Tablet Both Arms	5190	5483	5715	5955	6222	6507	6738	7032	7326
		7619	8073	8999	9568	9871	10174	10467	10770	11055
N32SMMWR	Wood Legs, Tablet Right Arm	4833	5126	5358	5598	5865	6150	6381	6675	6969
		7262	7716	8642	9211	9514	9817	10110	10413	10698
N32SMMWL	Wood Legs, Tablet Left Arm	4833	5126	5358	5598	5865	6150	6381	6675	6969
		7262	7716	8642	9211	9514	9817	10110	10413	10698
N32SMMWB	Wood Legs, Tablet Both Arms	5356	5649	5881	6121	6388	6673	6904	7198	7492
		7785	8239	9165	9734	10037	10340	10633	10936	11221

**DIMENSIONS**

Width	75½	Arm Height	27	Seat Width	66¼	Weight	139
Depth	31	Seat Height	19			Cubic Ft.	69.4
Height	33	Seat Depth	21¼			Tablet Weight	151
						Cubic Ft.	69.4
						Weight with Tablet Both Arms	163

- Contrasting fabric option – specify X (i.e., N32SLLMX); see page 542. For list pricing, use your electronic specification tool or contact customer service
- Cup holder not available

RENO

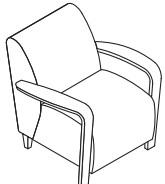
# RENO

## TO ORDER, SPECIFY:

1. Model Number
2. Fabric Grade Number
3. Cover Number
4. Power Grommet
5. Paint (when applicable)
6. Wood Leg Finish (when applicable)

- See page 541 for Reno options
- See pages 555-556 for COM fabric yardage

### 1 SEAT LOUNGE WOOD ARMS - SLIM



Wood Arms

### MODEL NO.

### ALLIANCE PROGRAM PRICE GRADES

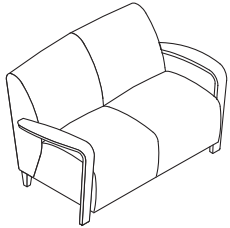
			A	B	C	D	E	F	G	H	I
			J	K	L	M	N	O	P	Q	R
N32STAAW	Arms - Wood Leg	\$	3262	3355	3427	3503	3587	3677	3749	3842	3934
			4027	4169	4461	4640	4735	4830	4923	5018	5107

### DIMENSIONS

Width	29	Seat Height	19	Arm Height	27	Weight	63
Depth	31	Seat Depth	21¼			Cubic Ft.	32.0
Height	33	Seat Width	22½				

- Contrasting fabric option – specify X (i.e., N32STAAWX); see page 542. For list pricing, use your electronic specification tool or contact customer service

### 2½ SEAT LOUNGE WOOD ARMS - SLIM



Wood Arms

			A	B	C	D	E	F	G	H	I
			J	K	L	M	N	O	P	Q	R
N32STHHW	Arms - Wood Leg	\$	4198	4416	4588	4766	4964	5175	5347	5565	5782
			6000	6337	7023	7446	7670	7894	8112	8337	8548

### DIMENSIONS

Width	62	Seat Height	19	Arm Height	27	Weight	100
Depth	31	Seat Depth	21¼			Cubic Ft.	56.1
Height	33	Seat Width	55½				

- Contrasting fabric option – specify X (i.e., N32STHHWX); see page 542. For list pricing, use your electronic specification tool or contact customer service

**LOUNGE TO ORDER, SPECIFY:**

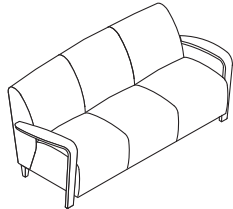
1. Model Number
2. Fabric Grade Number
3. Cover Number
4. Power Grommet
5. Paint (when applicable)
6. Wood Leg Finish (when applicable)

**PULL-UP TABLE TO ORDER, SPECIFY:**

1. Model Number
2. Laminate or Finish
3. Paint

- See page 541 for Reno options
- See pages 555-556 for COM fabric yardage

**3 SEAT LOUNGE WOOD ARMS - SLIM**



Wood Arms

**MODEL NO.**

**ALLIANCE PROGRAM PRICE GRADES**

		A	B	C	D	E	F	G	H	I
		J	K	L	M	N	O	P	Q	R
N32STLLW	Arms	\$ 4882	5070	5218	5372	5543	5725	5874	6062	6250
		6438	6729	7321	7686	7880	8074	8262	8456	8638

**DIMENSIONS**

Width	73	Seat Height	19	Arm Height	27	Weight	121
Depth	31	Seat Depth	21¼			Cubic Ft.	69.4
Height	33	Seat Width	66½				

- Contrasting fabric option – specify X (i.e., N32STLLWX); see page 542. For list pricing, use your electronic specification tool or contact customer service

**PERSONAL PULL-UP TABLE**



**MODEL NO.**

**LIST PRICE**

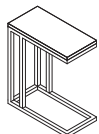
10N1622RTPUW	Wood	\$ 1336
10N1622RTPUL	Laminate	1336

**DIMENSIONS**

Width	22	Weight	32
Depth	13¾	Cubic Ft.	9.25
Height	28½		

- 50 lb. weight limit
- Specify metal finish (423) Concrete, (462) Cinder, (463) Iron, (501) Platinum Metallic, or (503) Satin Nickel Metallic
- Veneer species is maple
- Acorn is the laminate/wood complement to Clear Walnut finish

**PERSONAL PULL-UP TABLE**



White Marble



Black Marble

10N1120RTPU2SS	White Marble	\$ 942
10N1620RTPU2SB	Black Marble	942

**DIMENSIONS - WHITE MARBLE**

Width	20	Weight	30
Depth	11	Cubic Ft.	5
Height	25		

**DIMENSIONS - BLACK MARBLE**

Width	20	Weight	30
Depth	16	Cubic Ft.	6.95
Height	25		

- 50 lb. weight limit
- White Marble model has a Platinum Metallic base; Black Marble model has a Cinder base
- 10N1620RTPU2SB top material is Porcelain with pattern Nero Marquina
- 10N1120RTPU2SS top material is Natural Marble species of Bianco Crown Marble
- Specify model number only

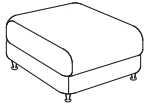
# RENO

## TO ORDER, SPECIFY:

1. Model Number
2. Fabric Grade Number
3. Cover Number
4. Paint (when applicable)
5. Wood Leg Finish (when applicable)

- See page 541 for Reno options
- See pages 555-556 for COM fabric yardage

### 1 SEAT BENCH



Metal Legs



Wood Legs



Mobile

### MODEL NO.

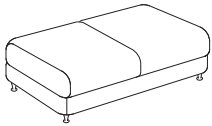
### ALLIANCE PROGRAM PRICE GRADES

			A	B	C	D	E	F	G	H	I
			J	K	L	M	N	O	P	Q	R
N32KKM	Metal Legs	\$	933	977	1013	1049	1090	1133	1168	1212	1257
			1301	1370	1511	1597	1643	1689	1733	1779	1823
N32KKW	Wood Legs		1100	1144	1180	1216	1257	1300	1335	1379	1424
			1468	1537	1678	1764	1810	1856	1900	1946	1990
N32KKC	Mobile		1203	1247	1283	1319	1360	1403	1438	1482	1527
			1571	1640	1781	1867	1913	1959	2003	2049	2093

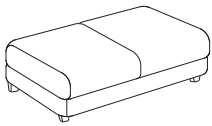
### DIMENSIONS

Width	24	Weight	28
Depth	24	Cubic Ft.	13.5
Height	17½		

### 2½ SEAT BENCH



Metal Legs



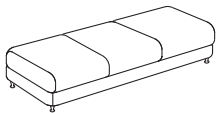
Wood Legs

			A	B	C	D	E	F	G	H	I
			J	K	L	M	N	O	P	Q	R
N32HKM	Metal Legs	\$	2077	2189	2277	2369	2471	2580	2668	2780	2893
			3005	3178	3532	3749	3865	3981	4093	4208	4317
N32HKW	Wood Legs		2244	2356	2444	2536	2638	2747	2835	2947	3060
			3172	3345	3699	3916	4032	4148	4260	4375	4484

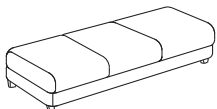
### DIMENSIONS

Width	56	Weight	57
Depth	24	Cubic Ft.	16.9
Height	17½		

### 3 SEAT BENCH



Metal Legs



Wood Legs

			A	B	C	D	E	F	G	H	I
			J	K	L	M	N	O	P	Q	R
N32LKM	Metal Legs	\$	2412	2517	2601	2687	2783	2885	2969	3074	3180
			3285	3449	3781	3986	4095	4204	4309	4418	4521
N32LKW	Wood Legs		2579	2684	2768	2854	2950	3052	3136	3241	3347
			3452	3616	3948	4153	4262	4371	4476	4585	4688

### DIMENSIONS

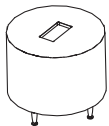
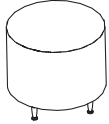
Width	68	Weight	68
Depth	24	Cubic Ft.	17.3
Height	17½		

**TO ORDER, SPECIFY:**

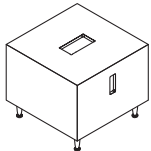
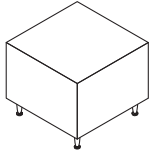
1. Model Number
2. Surface Grommet
3. Side Grommet (when applicable)
4. Wood/Laminate Finish
5. Paint (when applicable)
6. Finish

• See page 541 for Reno options

**END TABLE**



Optional Surface Grommet Location



Optional Surface and Side Grommet Locations

**MODEL NO.**

**LIST PRICE**

**ROUND**

N32T24ENW	Wood	\$ 1833
N32T24ENL	Laminate	1543

**DIMENSIONS (Round Models)**

Diameter	24	Weight	35
Height	20 <sup>1</sup> / <sub>16</sub>	Cubic Ft.	11.0

- Side grommet not available on round models
- Optional surface grommet cutout available in G12, G17, and G23 cutout

**SQUARE**

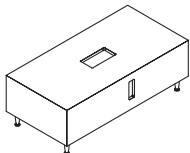
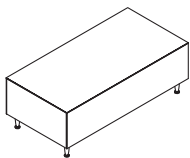
N32T2424ENW	Wood	\$ 1833
N32T2424ENL	Laminate	1543

**DIMENSIONS (Square Models)**

Width	24	Weight	55
Depth	24	Cubic Ft.	12.6
Height	20 <sup>1</sup> / <sub>16</sub>		

- Optional surface grommet cutout available in G12, G17, and G23 cutout
- Optional side grommet cutout on square table available in G23 cutout
- Some assembly required; feet are field installed
- Power grommet sold separately; reference page 831 for pricing and details
- Optional glass and solid surface kits available; reference page 529 in the Tables Price List

**MAGAZINE TABLE**



Optional Surface and Side Grommet Locations

N32T2448MGW	Wood	\$ 1965
N32T2448MGL	Laminate	1684

**DIMENSIONS**

Width	48	Weight	77
Depth	24	Cubic Ft.	19.1
Height	16 <sup>1</sup> / <sub>16</sub>		

- Optional surface grommet cutout available in G12, G17, and G23 cutout
- Optional side grommet cutout available in G23 cutout
- Some assembly required; feet are field installed
- Power grommet sold separately; reference page 831 for pricing and details
- Optional glass and solid surface kits available; reference page 529 in the Tables Price List

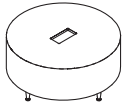
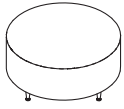
# RENO

## TO ORDER, SPECIFY:

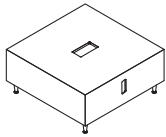
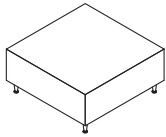
1. Model Number
2. Surface Grommet
3. Side Grommet (when applicable)
4. Wood/Laminate Finish
5. Paint (when applicable)
6. Finish

• See page 541 for Reno options

### COFFEE TABLE



Optional Surface Grommet Location



Optional Surface and Side Grommet Locations

### MODEL NO.

### LIST PRICE

#### ROUND

N32T36MGW	Wood	\$ 2045
N32T36MGL	Laminate	1764

#### DIMENSIONS (Round Models)

Diameter	36 <sup>1</sup> / <sub>16</sub>	Weight	55
Height	16 <sup>1</sup> / <sub>16</sub>	Cubic Ft.	18.6

- Side grommet not available on round models
- Optional surface grommet cutout available in G12, G17, and G23 cutout

#### SQUARE

N32T3636MGW	Wood	\$ 2045
N32T3636MGL	Laminate	1764

#### DIMENSIONS (Square Models)

Width	36	Weight	65
Depth	36	Cubic Ft.	15
Height	16 <sup>1</sup> / <sub>16</sub>		

- Optional surface grommet cutout available in G12, G17, and G23 cutout
- Optional side grommet cutout on square table available in G23 cutout
- Some assembly required; feet are field installed
- Power grommet sold separately; reference page 831 for pricing and details
- Optional glass and solid surface kits available; reference page 529 in the Tables Price List



## COM YARDAGE REQUIREMENTS

### COM YARDAGE REQUIREMENTS (54" WIDTH – CUT UP THE ROLL)

MODEL	RAILROADED Contact customer service 800-634-9510 for ydg requirements	NON DIRECTIONAL OR SOLID	1"-4" REPEAT	5"-11" REPEAT	12"-18" REPEAT	COL SQUARE FEET	
			4" VERTICAL X 4" HORIZONTAL	11" VERTICAL X 11" HORIZONTAL	18" VERTICAL X 18" HORIZONTAL		
N32AAM, N32AAW, N32BBM, N32BBW, N32CCML, N32CCMR, N32CCWL, N32CCWR, N32DDMR, N32DDML, N32DDWR, N32DDWL			4.90	5.60	7.30	8.90	98
N32SAAM, N32SAAW, N32SBBM, N32SBBW, N32SCCML, N32SCCMR, N32SCCWL, N32SCCWR, N32SDDMR, N32SDDML, N32SDDWR, N32SDDWL			5.00	6.40	6.90	8.30	100
N32HHM, N32HHW, N32JJMR, N32JJML, N32JJMB, N32JJWR, N32JJWL, N32JJWB			9.00	10.00	10.70	12.30	179
N32SHHM, N32SHHW, N32SJMR, N32SJML, N32SJMB, N32SJWR, N32SJWL, N32SJWB			9.30	10.80	10.90	13.20	185
N32LLM, N32LLW, N32MMMR, N32MMML, N32MMMB, N32MMWR, N32MMWL, N32MMWB			8.90	13.50	14.70	16.90	177
N32SLLM, N32SLLW, N32SMMMR, N32SMMML, N32SMMMB, N32SMMWR, N32SMMWL, N32SMMWB			8.60	10.90	15.50	17.80	171
N32AAMX, N32AAWX, N32BBMX, N32BBWX, N32CCMLX, N32CCMRX, N32CCWLX, N32CCWRX, N32DDMRX, N32DDMLX, N32DDWRX, N32DDWLX	Arm Seat Back	2.80 1.20 2.00	3.40 1.80 2.20	3.80 2.10 2.50	6.00 2.40 2.20	56 24 40	
N32SAAMX, N32SAAWX, N32SBBMX, N32SBBWX, N32SCCMLX, N32SCCMRX, N32SCCWLX, N32SCCWRX, N32SDDMRX, N32SDDMLX, N32SDDWRX, N32SDDWLX	Arm Seat Back	3.00 1.60 1.90	3.10 1.70 2.00	3.40 2.40 2.10	4.00 3.40 2.40	60 32 38	
N32HHMX, N32HHWX, N32JJMRX, N32JJMLX, N32JJMBX, N32JJWRX, N32JJWLX, N32JJWBX	Arm Seat Back	2.80 2.90 3.90	3.40 3.40 4.20	3.80 3.90 5.00	6.00 2.90 5.20	56 58 78	
N32SHHMx, N32SHHWX, N32SJMRX, N32SJMLX, N32SJMBX, N32SJWRX, N32SJWLX, N32SJWBX	Arm Seat Back	3.00 3.70 3.70	3.10 3.90 3.90	3.40 4.90 4.10	4.00 6.20 5.10	60 74 74	
N32LLMX, N32LLWX, N32MMMRX, N32MMMLX, N32MMMBX, N32MMWRX, N32MMWLX, N32MMWBX	Arm Seat Back	2.80 3.40 3.90	3.40 4.80 6.30	3.80 5.00 7.40	6.00 6.40 6.20	56 68 78	
N32SLLMX, N32SLLWX, N32SMMMRX, N32SMMMLX, N32SMMMBX, N32SMMWRX, N32SMMWLX, N32SMMWBX	Arm Seat Back	3.00 3.40 3.70	3.10 4.60 3.80	3.40 7.30 5.80	4.00 9.40 6.40	60 68 74	

RENO

# COM YARDAGE REQUIREMENTS

## COM YARDAGE REQUIREMENTS (54" WIDTH – CUT UP THE ROLL)

MODEL	RAILROADED Contact customer service 800-634-9510 for ydg requirements	NON DIRECTIONAL OR SOLID	1"-4" REPEAT	5"-11" REPEAT	12"-18" REPEAT	COL SQUARE FEET
			4" VERTICAL X 4" HORIZONTAL	11" VERTICAL X 11" HORIZONTAL	18" VERTICAL X 18" HORIZONTAL	
N32KKC, N32KKM, N32KKW		1.60	2.30	3.40	4.80	32
N32HKM, N32HKW		3.40	4.60	5.10	7.20	68
N32LKM, N32LKW		3.20	3.70	7.00	7.20	64
N32THHW, N32MHHM, N32MHHW		6.60	7.00	8.20	7.50	132
N32MBBM, N32TAAW, N32MBBW		2.80	3.00	4.20	4.40	56
N32MBBMX, N32MBBW, N32TAAWX	Seat Back	1.30 1.90	2.10 2.00	2.50 2.30	2.70 2.50	26 38
N32MHHMX, N32MHHW, N32THHWX	Seat Back	3.10 3.60	3.50 3.90	3.70 5.30	4.20 4.50	62 72
N32TLLW		5.70	6.10	10.60	8.00	113.5
N32TLLWX	Seat Back	2.40 3.60	3.30 3.70	5.00 6.60	4.20 4.50	48 72
N32STAAX		2.70	2.80	4.00	4.40	54
N32STHHW		6.40	6.80	7.80	7.50	127.5
N32STLLW		5.40	5.70	10.20	7.50	107.5
N32STAAXX	Seat Back	1.30 1.70	2.10 1.80	2.40 2.20	2.70 2.40	26 34
N32STHHWX	Seat Back	3.20 3.40	3.50 3.60	3.70 4.50	4.20 4.40	64 68
N32STLLWX	Seat Back	2.40 3.40	3.30 3.40	4.90 5.90	4.20 4.40	48 68

RENO