
Confide

LOUNGE, FREESTANDING TABLES

Product Specifications	102
Fabrics and Options	103
Contrasting Fabrics Specifications	104
Product Pages	105

GUEST, BARIATRIC, AND TABLES, BENCHES

Product Specifications	109
Fabrics and Options	110
Contrasting Fabrics Specifications	111
Product Pages	112

COM YARDAGE REQUIREMENTS	115
---------------------------------	-----

CONFIDE PRODUCT SPECIFICATIONS—LOUNGE, FREESTANDING TABLES

LOUNGE WITH UPHOLSTERED BACK PANELS

FRAME CONSTRUCTION

- Interior frame is constructed of plywood with tenon joints that are glued and stapled for maximum joint stability
- Welded leg assembly is screwed within the arm frame assembly
- 12-gauge back brackets are attached to the frame with wood screws

FULLY UPHOLSTERED BACK CONSTRUCTION

- 1" of high grade polyurethane foam covers a plywood back panel

EXPOSED WOOD BACK CONSTRUCTION

- 1" of high grade polyurethane foam covers a plywood back panel

SEAT CONSTRUCTION

- 3¼" of high grade polyurethane foam covers a plywood seat panel
- Easy clean wipe out feature

ARMS

- ¾" of high grade polyurethane foam covers a plywood constructed arm frame

CONTRASTING FABRIC

- Contrasting fabric available on all models

LEGS

- Front and back legs and cross member are made from 7⁄8" x 1¼" 16-gauge elliptical tubular steel. Cross member is joined to the front and back leg with metal inert gas (MIG) welds
- Wall saving design feature

TABLET ARM

- ¾" thick MDF core with black 3D Laminate or ¾" plywood core with maple veneer
- Attached with ¼" steel base plate and screws that mount over ¾" diameter insert rod and fits into structure of arm
- Allows for 360° swivel and writing surface of 14" W x 9½" D

GLIDES

- Front legs feature a 1" adjustable leveling glide
- Back legs feature a 1" adjustable 1" swivel leveling glide
- Soft glides are available for an additional upcharge

ARM CAPS

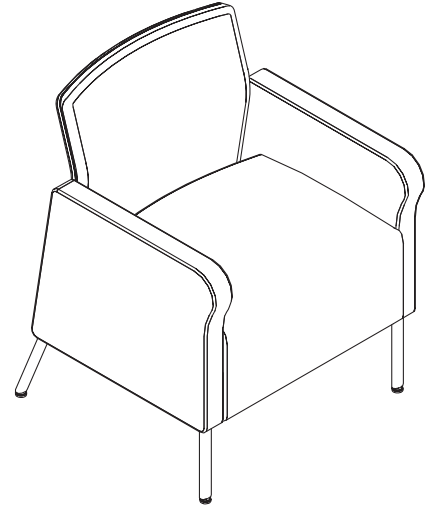
- Available with black protective polyurethane or decorative solid hard maple
- Arm cap is not an option on arm where tablet is specified
- Arm caps cannot be retrofitted to non-arm cap models
- Arm caps are field serviceable

FINISHES

- Concrete, Cinder, Iron, Platinum Metallic and Satin Nickel Metallic frames are finished with an electrostatic baked-on powder coat
- Wood components feature a catalyzed top coat that resists denting, peeling and reactions to chemicals
- Can be cleaned with a damp cloth
- When specifying Brighton, Natural, and Sonoma finish, variation in color is acceptable due to the nature of wood characteristics

WOOD SPECIES

- Hard maple



TABLES

FRAME CONSTRUCTION

- Table frame is made from 7⁄8" x 1¼" 16-gauge elliptical tubular steel
- Cross members are made from 7⁄8" 16-gauge round tubular steel
- Cross members are joined to the U-bent side members with metal inert gas (MIG) welds

TOPS

- Veneer models feature a ¾" molded laminated HDF core slipmatched maple veneer
- Laminate models feature a ¾" molded laminated HDF core with laminate (HPL) top

SURFACE MATERIALS

See the Kimball Hospitality Surface Materials Reference Guide at kimballhospitality.com for a complete overview of our materials program, including:

- Characteristics of wood
- Special wood finishes
- Customer-specified laminate (CSL)
- Customer-specified paint (CSP)
- Fabric application and colorways
- Customer's own material (COM) process overview
- Alliance program

ALLIANCE FABRIC PROGRAM

Kimball Hospitality has analyzed each model to most accurately reflect the COM/COL yardage requirements shown on page 115.

The yardage requirement for each model is based on 54" W fabric and cutting the fabric up the roll.

If repeat is larger than 18", contact Customer Service to confirm the correct amount of yardage required. When ordering 10 or more chairs in the same COM, yardage requirements may be reduced.

Contact Customer Service.

PRICE GRADES A-R

See Surface Materials at www.kimballhospitality.com for a wide variety of graded-in fabrics from Arc-Com, Carnegie, CF Stinson, Designtex, Maharam, Mayer, Momentum, and Ultrafabrics.

FABRIC SAMPLES

If you need samples for presentation(s), contact our alliance partners directly at:

Arc-Com	800.223.5466	arc-com.com
Carnegie	800.727.6770	carnegiefabrics.com
CF Stinson	800.841.6279	cfstinson.com
Designtex	800.221.1540	designtex.com
Maharam	800.645.3943	maharam.com
Mayer	800.428.4415	mayerfabrics.com
Momentum	800.366.6839	memosamples.com
Ultrafabrics	877.309.6648	ultrafabricsllc.com

TABLET ARM

T	3D Laminate, Black
WAC	Wood, Autumn
WAD	Wood, Almond
WBZ	Wood, Brazilwood
WCI	Wood, Chai
WCL	Wood, Caramel
WCW	Wood, Cordovan
WDW	Wood, Judicial
WHN	Wood, Honey
WIM	Wood, Brighton
WKN	Wood, Kona
WMC	Wood, Amber
WMH	Wood, Mocha
WNM	Wood, Natural
WPB	Wood, Portobello
WPC	Wood, Porcini
WPT	Wood, Portico
WSK	Wood, Skyline
WSM	Wood, Sonoma
WTF	Wood, Truffle
WWL	Wood, Willow
W405	Wood, Designer White
W462	Wood, Cinder
W792	Wood, Sable
W793	Wood, Acorn*

FINISHES

AC	Autumn	NM	Natural
AD	Almond	PB	Portobello
BZ	Brazilwood	PC	Porcini
CI	Chai	PT	Portico
CL	Caramel	SK	Skyline
CW	Cordovan	SM	Sonoma
DW	Judicial	TF	Truffle
HN	Honey	WL	Willow
IM	Brighton	405	Designer White
KN	Kona	462	Cinder
MC	Amber	792	Sable
MH	Mocha	793	Acorn*

*Acorn is the finish complement to Clear Walnut finish

LAMINATES

AC2	Autumn 2	NM	Natural
AD	Almond	PB	Portobello
BZ	Brazilwood	PC	Porcini
CI	Chai	PT	Portico
CL	Caramel	SK	Skyline
CW	Cordovan	SM	Sonoma
DW	Judicial	TF	Truffle
HN2	Honey 2	WL	Willow
IM	Brighton	405	Designer White
KN	Kona	462	Cinder
MC	Amber	792	Sable
MH	Mocha	793	Acorn*

*Acorn is the finish and laminate complement to Clear Walnut finish

ARM CAP

(\$114 upcharge per polyurethane arm cap, \$194 upcharge per wood arm cap)

CAP_U	Polyurethane	CAP_NM	Natural
CAP_AC	Autumn	CAP_PB	Portobello
CAP_AD	Almond	CAP_PC	Porcini
CAP_BZ	Brazilwood	CAP_PT	Portico
CAP_CI	Chai	CAP_SK	Skyline
CAP_CL	Caramel	CAP_SM	Sonoma
CAP_CW	Cordovan	CAP_TF	Truffle
CAP_DW	Judicial	CAP_WL	Willow
CAP_HN	Honey	CAP_405	Designer White
CAP_IM	Brighton	CAP_462	Cinder
CAP_KN	Kona	CAP_792	Sable
CAP_MC	Amber	CAP_793	Acorn*
CAP_MH	Mocha	X	No Cap

LEG COLORS

423	Concrete
462	Cinder
463	Iron
501	Platinum Metallic
503	Satin Nickel Metallic

GLIDES

STD	Standard
C10	Soft (add \$37 list)

TO ORDER CONTRASTING FABRIC, SPECIFY

CONFIDE, LOUNGE

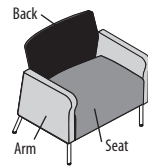
1 Seat Lounge page 105

2 Seat Lounge page 105

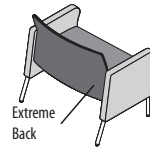
3 Seat Lounge page 106

Bariatric Lounge page 107

1. Model Number plus "X"
2. Back Fabric Grade Number/Cover Number
3. Extreme Back Fabric Grade Number/Cover Number
4. Seat Fabric Grade Number/Cover Number
5. Arm Fabric Grade Number/Cover Number
6. Tablet and Finish (when applicable)
7. Arm Cap (when applicable)
8. Wood Back Finish Color (when applicable)
9. Leg Color



Contrasting Upholstery



Contrasting Upholstery Back View

TO ORDER, SPECIFY:

1. Model Number
2. Fabric Grade Number
3. Fabric Cover Number
4. Tablet and Finish (when applicable)
5. Arm Cap (when applicable)
6. Wood Back Finish Color (when applicable)
7. Leg Color

- See page 103 for Confide options
- See pages 115-116 for COM fabric yardage

1 SEAT LOUNGE



Upholstered



Wood Back



Tablet and Arm Cap

MODEL NO.

ALLIANCE PROGRAM PRICE GRADES


			A	B	C	D	E	F	G	H	I
			J	K	L	M	N	O	P	Q	R
N78LAU	Upholstered Back	\$	2928	3033	3117	3203	3299	3401	3485	3590	3696
			3801	3965	4297	4502	4611	4720	4825	4934	5037
N78LAW	Wood Back		3113	3212	3290	3371	3461	3557	3635	3734	3833
			3932	4085	4397	4589	4691	4793	4892	4994	5090
N78LAUR	Upholstered Back Tablet Right Arm		3284	3389	3473	3559	3655	3757	3841	3946	4052
			4157	4321	4653	4858	4967	5076	5181	5290	5393
N78LAUL	Upholstered Back Tablet Left Arm		3284	3389	3473	3559	3655	3757	3841	3946	4052
			4157	4321	4653	4858	4967	5076	5181	5290	5393
N78LAWR	Wood Back Tablet Right Arm		3468	3567	3645	3726	3816	3912	3990	4089	4188
			4287	4440	4752	4944	5046	5148	5247	5349	5445
N78LAWL	Wood Back Tablet Left Arm		3468	3567	3645	3726	3816	3912	3990	4089	4188
			4287	4440	4752	4944	5046	5148	5247	5349	5445

DIMENSIONS


Width	27¼	Seat Height	18½	Arm Height	26	Weight	70
Depth	26%	Seat Depth	19	Back Height	33%	Cubic Ft.	21.8
Height	33%	Seat Width	21½	Back Width	21½	Weight with Tablet	77
						Cubic Ft. with Tablet	21.8

- Contrasting fabric option – specify X (i.e., N78LAUX); see page 104. For list pricing, use your electronic specification tool or contact customer service
- Arm cap is not an option on arm where tablet is specified
- Soft glide option available
- Polyurethane arm cap option available for a \$114 list upcharge per cap
- Wood arm cap option available for a \$194 list upcharge per cap


2 SEAT LOUNGE



Upholstered



Wood Back



Tablet and Arm Cap

			A	B	C	D	E	F	G	H	I
			J	K	L	M	N	O	P	Q	R
N78LBU	Upholstered Back	\$	3835	3990	4112	4239	4380	4530	4653	4808	4963
			5118	5358	5846	6147	6307	6467	6622	6782	6932
N78LBW	Wood Back		4215	4360	4474	4593	4725	4866	4980	5125	5271
			5416	5640	6098	6379	6529	6679	6824	6973	7114
N78LBUR	Upholstered Back Tablet Right Arm		4190	4345	4467	4594	4735	4885	5008	5163	5318
			5473	5713	6201	6502	6662	6822	6977	7137	7287
N78LBUL	Upholstered Back Tablet Left Arm		4190	4345	4467	4594	4735	4885	5008	5163	5318
			5473	5713	6201	6502	6662	6822	6977	7137	7287
N78LBUB	Upholstered Back Tablet Both Arms		4545	4700	4822	4949	5090	5240	5363	5518	5673
			5828	6068	6556	6857	7017	7177	7332	7492	7642
N78LBWR	Wood Back Tablet Right Arm		4570	4715	4829	4948	5080	5221	5335	5480	5626
			5771	5995	6453	6734	6884	7034	7179	7328	7469
N78LBWL	Wood Back Tablet Left Arm		4570	4715	4829	4948	5080	5221	5335	5480	5626
			5771	5995	6453	6734	6884	7034	7179	7328	7469
N78LBWB	Wood Back Tablet Both Arms		4922	5067	5181	5300	5432	5573	5687	5832	5978
			6123	6347	6805	7086	7236	7386	7531	7680	7821

DIMENSIONS

Width	49	Seat Height	18½	Arm Height	26	Weight	105
Depth	26%	Seat Depth	19	Back Height	33%	Cubic Ft.	37.5
Height	33%	Seat Width	21½	Back Width	21½	Weight with Tablet	119
						Cubic Ft. with Tablet	37.5

- Contrasting fabric option – specify X (i.e., N78LBUX); see page 104. For list pricing, use your electronic specification tool or contact customer service
- Arm cap is not an option on arm where tablet is specified
- Soft glide option available
- Polyurethane arm cap option available for a \$114 list upcharge per cap
- Wood arm cap option available for a \$194 list upcharge per cap

TO ORDER, SPECIFY:


1. Model Number
2. Fabric Grade Number
3. Fabric Cover Number
4. Tablet and Finish (when applicable)
5. Arm Cap (when applicable)
6. Wood Back Finish Color (when applicable)
7. Leg Color

- See page 103 for Confide options
- See pages 115-116 for COM fabric yardage


3 SEAT LOUNGE

MODEL NO.


ALLIANCE PROGRAM PRICE GRADES



Upholstered



Wood Back



Tablet and Arm Cap

			A	B	C	D	E	F	G	H	I
			J	K	L	M	N	O	P	Q	R
N78LCU	Upholstered Back	\$	4833	5044	5210	5383	5575	5780	5946	6157	6369
			6580	6906	7572	7981	8199	8417	8628	8845	9050
N78LCW	Wood Back		5470	5672	5830	5995	6178	6373	6532	6733	6934
			7136	7447	8081	8472	8679	8886	9088	9295	9490
N78LCUR	Upholstered Back Tablet Right Arm		5189	5400	5566	5739	5931	6136	6302	6513	6725
			6936	7262	7928	8337	8555	8773	8984	9201	9406
N78LCUL	Upholstered Back Tablet Left Arm		5189	5400	5566	5739	5931	6136	6302	6513	6725
			6936	7262	7928	8337	8555	8773	8984	9201	9406
N78LCUB	Upholstered Back Tablet Both Arms		5541	5752	5918	6091	6283	6488	6654	6865	7077
			7288	7614	8280	8689	8907	9125	9336	9553	9758
N78LCWR	Wood Back Tablet Right Arm		5825	6027	6185	6350	6533	6728	6887	7088	7289
			7491	7802	8436	8827	9034	9241	9443	9650	9845
N78LCWL	Wood Back Tablet Left Arm		5825	6027	6185	6350	6533	6728	6887	7088	7289
			7491	7802	8436	8827	9034	9241	9443	9650	9845
N78LCWB	Wood Back Tablet Both Arms		6177	6379	6537	6702	6885	7080	7239	7440	7641
			7843	8154	8788	9179	9386	9593	9795	10002	10197

DIMENSIONS

Width	71	Seat Height	18½	Arm Height	26	Weight	140
Depth	26%	Seat Depth	19	Back Height	33%	Cubic Ft.	51.8
Height	33%	Seat Width	21½	Back Width	21½	Weight with Tablet	154
						Cubic Ft. with Tablet	63.9

- Contrasting fabric option – specify X (i.e., N78LCUX); see page 104. For list pricing, use your electronic specification tool or contact customer service
- Arm cap is not an option on arm where tablet is specified
- Soft glide option available
- Polyurethane arm cap option available for a \$114 list upcharge per cap
- Wood arm cap option available for a \$194 list upcharge per cap

TO ORDER, SPECIFY:

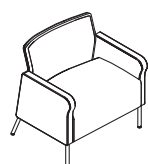
1. Model Number
2. Fabric Grade Number
3. Fabric Cover Number
4. Tablet and Finish (when applicable)
5. Arm Cap (when applicable)
6. Wood Back Finish Color (when applicable)
7. Leg Color

- See page 103 for Confide options
- See pages 115-116 for COM fabric yardage

BARIATRIC LOUNGE

MODEL NO.

ALLIANCE PROGRAM PRICE GRADES



Upholstered



Wood Back



Arm Caps

			A	B	C	D	E	F	G	H	I
			J	K	L	M	N	O	P	Q	R
N78LEU	Upholstered Back	\$	3292	3428	3534	3645	3768	3899	4006	4141	4276
			4412	4621	5047	5310	5449	5588	5724	5863	5994
N78LEW	Wood Back		3555	3681	3779	3882	3996	4118	4216	4342	4467
			4593	4786	5182	5425	5554	5683	5809	5938	6059

DIMENSIONS

Width	37	Seat Height	18½	Arm Height	26	Weight	75
Depth	26¾	Seat Depth	19	Back Height	33¾	Cubic Ft.	31.0
Height	35¾	Seat Width	31½	Back Width	31½		

- Meets 500 lb. weight load
- Contrasting fabric option – specify X (i.e., N78LEUX); see page 104. For list pricing, use your electronic specification tool or contact customer service
- Soft glide option available
- Polyurethane arm cap option available for a \$114 list upcharge per cap
- Wood arm cap option available for a \$194 list upcharge per cap

TO ORDER, SPECIFY:

1. Model Number
2. Finish/Laminate Designator
3. Leg Color
4. Glide

• See page 103 for Confide options

PERSONAL PULL-UP TABLE



MODEL NO. LIST PRICE

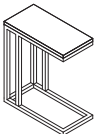
10N1622RTPUW	Wood	\$ 1336
10N1622RTPUL	Laminate	1336

DIMENSIONS

Width	22	Weight	32
Depth	13 $\frac{3}{4}$	Cubic Ft.	9.25
Height	28 $\frac{1}{2}$		

- 50 lb. weight limit
- Specify metal finish (423) Concrete, (462) Cinder, (463) Iron, (501) Platinum Metallic, or (503) Satin Nickel Metallic
- Veneer species is maple
- Acorn is the laminate/wood complement to Clear Walnut finish

PERSONAL PULL-UP TABLE



White Marble

10N1120RTPU2SS	White Marble	\$ 942
10N1620RTPU2SB	Black Marble	942

DIMENSIONS - WHITE MARBLE

Width	20	Weight	30
Depth	11	Cubic Ft.	5
Height	25		

DIMENSIONS - BLACK MARBLE

Width	20	Weight	30
Depth	16	Cubic Ft.	6.95
Height	25		

- 50 lb. weight limit
- White Marble model has a Platinum Metallic base; Black Marble model has a Cinder base
- 10N1620RTPU2SB top material is Porcelain with pattern Nero Marquina
- 10N1120RTPU2SS top material is Natural Marble species of Bianco Crown Marble
- Specify model number only



Black Marble

END TABLE



End Table

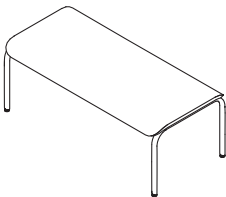
N78SNW	Wood	\$ 1418
N78SNL	Laminate	1418

DIMENSIONS

Width	22	Weight	15
Depth	21 $\frac{1}{4}$	Cubic Ft.	6.8
Height	16 $\frac{5}{16}$		

- Soft glide option available

MAGAZINE TABLE



Magazine Table

N78SMW	Wood	\$ 2205
N78SML	Laminate	2205

DIMENSIONS

Width	44	Weight	24
Depth	21 $\frac{1}{4}$	Cubic Ft.	14.2
Height	16 $\frac{5}{16}$		

- Soft glide option available

CONFIDE PRODUCT SPECIFICATIONS—GUEST, BARIATRIC, AND TABLES, BENCHES

SIDE SEATING

SEAT CONSTRUCTION

- 2" of high grade polyurethane foam covers a plywood seat panel
- Easy clean wipe out feature

FULLY UPHOLSTERED BACK CONSTRUCTION

- 1" of high grade polyurethane foam covers a plywood back panel

EXPOSED WOOD BACK CONSTRUCTION

- 1" of high grade polyurethane foam covers a plywood back panel

ARMS

- Arms are die-cast aluminum available in Cinder, Platinum Metallic and Satin Nickel Metallic

FRAME CONSTRUCTION

- Frame is made from $\frac{7}{8}$ " x $1\frac{1}{4}$ " 16-gauge elliptical tubular steel
- Cross members are joined with metal inert gas (MIG) welds
- Wall saving design feature

CONTRASTING FABRIC

- Contrasting fabric available on all models except benches

ARM CAPS

- Black protective polyurethane is standard on all models
- Decorative solid hard maple cap option is available

GLIDES


- Front leg features a 1" adjustable leveling glide
- Back leg features a 1" adjustable swivel glide
- Soft glides are available for an additional upcharge

FINISHES

- Concrete, Cinder, Iron, Platinum Metallic and Satin Nickel Metallic frames are finished with an electrostatic baked-on powder coat
- Wood components feature a catalyzed top coat that resists denting, peeling and reactions to chemicals
- Can be cleaned with a damp cloth
- When specifying Brighton, Natural, and Sonoma finish, variation in color is acceptable due to the nature of wood characteristics

WOOD SPECIES

- Hard maple



TABLES

FRAME CONSTRUCTION

- Table frame is made from $\frac{7}{8}$ " x $1\frac{1}{4}$ " 16-gauge elliptical tubular steel
- Cross members are made from $\frac{7}{8}$ " 16-gauge round tubular steel
- Cross members are joined to the U-bent side members with metal inert gas (MIG) welds

TOPS

- Veneer models feature a $\frac{3}{4}$ " molded laminated HDF core slipmatched maple veneer
- Laminate models feature a $\frac{3}{4}$ " molded laminated HDF core with laminate (HPL) top

SURFACE MATERIALS

See the Kimball Hospitality Surface Materials Reference Guide at kimballhospitality.com for a complete overview of our materials program, including:

- Characteristics of wood
- Special wood finishes
- Customer-specified laminate (CSL)
- Customer-specified paint (CSP)
- Fabric application and colorways
- Customer's own material (COM) process overview
- Alliance program

ALLIANCE FABRIC PROGRAM

Kimball Hospitality has analyzed each model to most accurately reflect the COM/CDL yardage requirements shown on page 115.

The yardage requirement for each model is based on 54" W fabric and cutting the fabric up the roll.

If repeat is larger than 18", contact Customer Service to confirm the correct amount of yardage required. When ordering 10 or more chairs in the same COM, yardage requirements may be reduced.

Contact Customer Service.

PRICE GRADES A-R

See Surface Materials at www.kimballhospitality.com for a wide variety of graded-in fabrics from Arc-Com, Carnegie, CF Stinson, Designtex, Maharam, Mayer, Momentum, and Ultrafabrics.

FABRIC SAMPLES

If you need samples for presentation(s), contact our alliance partners directly at:

Arc-Com	800.223.5466	arc-com.com
Carnegie	800.727.6770	carnegiefabrics.com
CF Stinson	800.841.6279	cfstinson.com
Designtex	800.221.1540	designtex.com
Maharam	800.645.3943	maharam.com
Mayer	800.428.4415	mayerfabrics.com
Momentum	800.366.6839	memosamples.com
Ultrafabrics	877.309.6648	ultrafabricsllc.com

FINISHES

AC	Autumn	NM	Natural
AD	Almond	PB	Portobello
BZ	Brazilwood	PC	Porcini
CI	Chai	PT	Portico
CL	Caramel	SK	Skyline
CW	Cordovan	SM	Sonoma
DW	Judicial	TF	Truffle
HN	Honey	WL	Willow
IM	Brighton	405	Designer White
KN	Kona	462	Cinder
MC	Amber	792	Sable
MH	Mocha	793	Acorn*

LAMINATES

AC2	Autumn 2	NM	Natural
AD	Almond	PB	Portobello
BZ	Brazilwood	PC	Porcini
CI	Chai	PT	Portico
CL	Caramel	SK	Skyline
CW	Cordovan	SM	Sonoma
DW	Judicial	TF	Truffle
HN2	Honey 2	WL	Willow
IM	Brighton	405	Designer White
KN	Kona	462	Cinder
MC	Amber	792	Sable
MH	Mocha	793	Acorn*

*Acorn is the finish and laminate complement to Clear Walnut finish

ARM CAP

(\$79 upcharge per wood arm cap)

CAP_U	Polyurethane
CAP_AC	Autumn
CAP_AD	Almond
CAP_BZ	Brazilwood
CAP_CI	Chai
CAP_CL	Caramel
CAP_CW	Cordovan
CAP_DW	Judicial
CAP_HN	Honey
CAP_IM	Brighton
CAP_KN	Kona
CAP_MC	Amber
CAP_MH	Mocha
CAP_NM	Natural
CAP_PB	Portobello
CAP_PC	Porcini
CAP_PT	Portico
CAP_SK	Skyline
CAP_SM	Sonoma
CAP_TF	Truffle
CAP_WL	Willow
CAP_405	Designer White
CAP_462	Cinder
CAP_792	Sable
CAP_793	Acorn*

POWDER COAT PAINTS

423	Concrete
462	Cinder
463	Iron
501	Platinum Metallic
503	Satin Nickel Metallic

GLIDES

STD	Standard
C10	Soft (add \$37 list)

CONFIDE

Guest page 112

Patient Guest page 113

Bariatric Guest page 113

1. Model Number plus "X"
2. Back Fabric Grade Number/Cover Number
3. Extreme Back Fabric Grade Number/Cover Number
4. Seat Fabric Grade Number/Cover Number
5. Arm Cap (when applicable)
6. Arm Cap Finish (when applicable)
7. Wood Back Finish Color (when applicable)
8. Frame Color
9. Glides







Back and Seat

CONFIDE

TO ORDER, SPECIFY:

1. Model Number
2. Fabric Grade Number
3. Fabric Cover Number
4. Arm Cap (when applicable)
5. Arm Cap Finish (when applicable)
6. Wood Back Finish Color (when applicable)
7. Frame Color
8. Glides

- See page 110 for Confide options
- See pages 115-116 for COM fabric yardage

GUEST	MODEL NO.	ALLIANCE PROGRAM PRICE GRADES									
		A	B	C	D	E	F	G	H	I	
		J	K	L	M	N	O	P	Q	R	
 Upholstered	N78GFMU Armless, Upholstered Back	\$ 1655	1705	1744	1784	1829	1877	1916	1966	2015	
		2065	2141	2297	2393	2444	2495	2545	2596	2644	
 Upholstered	N78GFMW Armless, Wood Back	1847	1893	1929	1967	2009	2054	2090	2136	2183	
		2229	2300	2446	2535	2583	2631	2677	2724	2769	
 Upholstered	N78GFAU Arms, Upholstered Back	1773	1823	1862	1902	1947	1995	2034	2084	2133	
		2183	2259	2415	2511	2562	2613	2663	2714	2762	
 Wood Back	N78GFAW Arms, Wood Back	1965	2011	2047	2085	2127	2172	2208	2254	2301	
		2347	2418	2564	2653	2701	2749	2795	2842	2887	

DIMENSIONS

Width	24	Seat Height	19	Arm Height	26¾	Armless Weight	46
Depth	23	Seat Depth	20	Back Height	33¾	Arm Weight	48
Height	33½	Seat Width	22½	Back Width	20¾	Cubic Ft.	16.3

- Contrasting fabric option – specify X (i.e., N78GFAUX); see page 111. For list pricing, use your electronic specification tool or contact customer service
- Polyurethane arm caps are standard. Wood arm cap option available for a \$79 list upcharge per cap
- Soft glide option available

TO ORDER, SPECIFY:

1. Model Number
2. Fabric Grade Number
3. Fabric Cover Number
4. Arm Cap (when applicable)
5. Arm Cap Finish (when applicable)
6. Wood Back Finish Color (when applicable)
7. Frame Color
8. Glides

- See page 110 for Confide options
- See pages 115-116 for COM fabric yardage

PATIENT GUEST



MODEL NO.

ALLIANCE PROGRAM PRICE GRADES

		A	B	C	D	E	F	G	H	I
		J	K	L	M	N	O	P	Q	R
N78PAU	Upholstered Back	\$ 2067	2127	2173	2222	2276	2334	2380	2440	2499
		2559	2650	2838	2953	3014	3075	3135	3196	3253

DIMENSIONS

Width	24	Seat Height	19	Arm Height	26¾	Weight	51
Depth	23	Seat Depth	20	Back Height	33¾	Cubic Ft.	20.2
Height	44	Seat Width	22½	Back Width	20¾		

- Contrasting fabric option – specify X (i.e., N78PAUX); see page 111. For list pricing, use your electronic specification tool or contact customer service
- Polyurethane arm caps are standard. Wood arm cap option available for a \$79 list upcharge per cap
- Soft glide option available

BARIATRIC GUEST



Upholstered



Wood Back

		A	B	C	D	E	F	G	H	I
		J	K	L	M	N	O	P	Q	R
N78GEAU	Upholstered Back	\$ 2751	2821	2875	2932	2995	3062	3117	3186	3255
		3325	3432	3650	3785	3856	3927	3997	4068	4135
N78GEAW	Wood Back	3017	3079	3129	3180	3237	3298	3347	3410	3473
		3535	3632	3830	3951	4016	4081	4143	4208	4269

DIMENSIONS

Width	34	Seat Height	19	Arm Height	26¾	Weight	60
Depth	23	Seat Depth	20	Back Height	33¾	Cubic Ft.	24.6
Height	33½	Seat Width	32	Back Width	30¾		

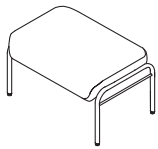
- Contrasting fabric option – specify X (i.e., N78GEAUX); see page 111. For list pricing, use your electronic specification tool or contact customer service
- Polyurethane arm caps are standard. Wood arm cap option available for a \$79 list upcharge per cap
- Meets 500 lb. weight load
- Soft glide option available

TO ORDER, SPECIFY:

1. Model Number
2. Fabric Grade Number
3. Fabric Cover Number
4. Arm Cap (when applicable)
5. Arm Cap Finish (when applicable)
6. Frame Color
7. Glides

- See page 110 for Confide options
- See pages 115-116 for COM fabric yardage

1 SEAT BENCH



MODEL NO.

ALLIANCE PROGRAM PRICE GRADES

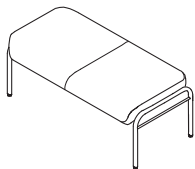
				A	B	C	D	E	F	G	H	I
				J	K	L	M	N	O	P	Q	R
N78D1M	Armless	\$		1359	1396	1424	1454	1487	1522	1551	1587	1623
				1660	1716	1830	1901	1938	1975	2012	2049	2084

DIMENSIONS

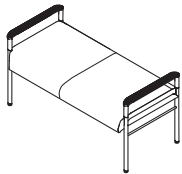
Width	24	Seat Height	18¾	Weight	55
Depth	22½	Seat Depth	22½	Cubic Ft.	8.2
Height	18¾	Seat Width	24		

- Soft glide option available

2 SEAT BENCH



Armless



Arms

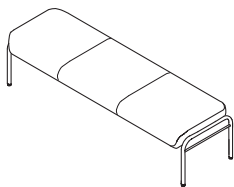
				A	B	C	D	E	F	G	H	I
				J	K	L	M	N	O	P	Q	R
N78D2M	Armless	\$		1750	1810	1856	1905	1959	2017	2063	2123	2182
				2242	2333	2521	2636	2697	2758	2818	2879	2936
N78D2A	Arms			2302	2362	2408	2457	2511	2569	2615	2675	2734
				2794	2885	3073	3188	3249	3310	3370	3431	3488

DIMENSIONS

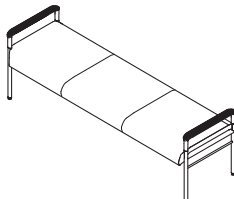
Width	46¾	Seat Height	18¾	Arm Height	24¾	Armless Weight	65
Depth	22½	Seat Depth	22½			Arm Weight	70
Armless Height	18¾	Seat Width	46			Armless Cubic Ft.	20.6
Arm Height	24¾					Arm Cubic Ft.	22.6

- Polyurethane arm caps are standard. Wood arm cap option available for a \$79 list upcharge per cap
- Soft glide option available

3 SEAT BENCH



Armless



Arms

				A	B	C	D	E	F	G	H	I
				J	K	L	M	N	O	P	Q	R
N78D3M	Armless	\$		2324	2396	2454	2513	2579	2649	2707	2779	2852
				2924	3037	3265	3406	3481	3556	3628	3703	3774
N78D3A	Arms			2914	2986	3044	3103	3169	3239	3297	3369	3442
				3514	3627	3855	3996	4071	4146	4218	4293	4364

DIMENSIONS

Width	67	Seat Height	18¾	Arm Height	24¾	Armless Weight	75
Depth	22½	Seat Depth	22½			Arm Weight	80
Armless Height	18¾	Seat Width	63			Armless Cubic Ft.	29.7
Arm Height	24¾					Arm Cubic Ft.	32.1

- Polyurethane arm caps are standard. Wood arm cap option available for a \$79 list upcharge per cap
- Soft glide option available

COM YARDAGE REQUIREMENTS

COM YARDAGE REQUIREMENTS (54" WIDTH – CUT UP THE ROLL)

MODEL	RAILROADED Contact customer service 800-634-9510 for ydg requirements	NON DIRECTIONAL OR SOLID	1"-4" REPEAT	5"-11" REPEAT	12"-18" REPEAT	COL SQUARE FEET
			4" VERTICAL X 4" HORIZONTAL	11" VERTICAL X 11" HORIZONTAL	18" VERTICAL X 18" HORIZONTAL	
N78PAU		1.80	2.20	2.90	3.00	35.5
N78GEAU		2.10	2.30	3.50	3.90	41.5
N78GEAW		1.90	2.00	3.20	3.50	36.5
N78GFAU, N78GFMU,		1.50	1.70	2.60	2.90	30
N78GFAW, N78GFMW,		1.40	1.50	2.20	2.90	26.5
N78D1M		1.10	1.20	1.30	1.70	21.5
N78D2M, N78D2A		1.80	1.90	2.20	3.20	34
N78D3M, N78D3A		2.20	2.30	2.90	4.70	43
N78PAUX	Back	1.00	1.20	1.20	1.10	20
	Extreme	1.00	1.10	1.20	1.10	19.5
	Seat	0.90	1.00	1.10	1.30	17
N78GEAUX	Back	0.80	0.80	1.40	1.40	14.5
	Extreme	0.70	0.80	0.80	0.90	12.75
	Seat	1.00	1.10	2.10	1.90	20
N78GEAWX	Back	0.60	0.70	1.20	1.30	12
	Extreme	0.60	0.70	0.70	0.90	10.5
	Seat	1.00	1.10	2.10	1.90	20
N78GFAUX, N78GFMUX,	Back	0.80	0.90	1.10	1.00	14.5
	Extreme	0.70	0.80	0.70	0.90	7
	Seat	0.90	1.00	1.10	1.30	17
N78GFAWX, N78GFMWX,	Back	0.60	0.70	0.70	0.90	12
	Extreme	0.60	0.70	0.70	0.90	5
	Seat	0.90	1.00	1.10	1.30	17
N78LAU, N78LAUR, N78LAUL		3.20	3.70	5.90	7.40	61
N78LAUX, N78LAURX,	Seat	1.30	1.30	1.30	2.80	23.5
N78LAULX	Back	1.00	1.00	1.20	1.10	18.5
	Arm	1.80	1.80	2.80	3.90	34
	Extreme Back	0.90	1.00	1.10	1.00	8
N78LAW, N78LAWR, N78LAWL		3.00	3.70	5.90	7.40	57.5
N78LAWX, N78LAWRX, N78LAWLX	Seat	1.30	1.30	1.30	2.80	23.5
	Front Back	0.90	1.10	1.10	1.00	15.5
	Arm	1.80	1.80	2.80	3.90	34
	Extreme Back	0.80	0.90	1.10	1.00	8
N78LBU, N78LBUR, N78LBUL, N78LBUB		4.70	5.90	8.90	11.30	92
N78LBUX, N78LBURX, N78LBULX, N78LBUBX	Seat	1.90	2.60	2.50	5.30	40
	Back	1.70	1.80	2.10	2.10	32
	Arm	1.80	1.80	2.80	3.90	34
	Extreme Back	0.90	1.90	2.10	2.00	17
N78LBW, N78LBWR, N78LBWL, N78LBWB		4.40	5.50	8.70	11.30	87
N78LBWX, N78LBWRX, N78LBWLX, N78LBWBX	Seat	1.90	2.60	2.50	5.30	40
	Front Back	1.50	1.70	2.00	2.00	28
	Arm	1.80	1.80	2.80	3.90	34
	Extreme Back	0.80	1.70	2.00	2.00	14.5
N78LCU, N78LCUR, N78LCUL, N78LCUB		6.40	7.60	12.00	15.80	126
N78LCUX, N78LCURX, N78LCULX, N78LCUBX	Seat	2.80	3.80	3.70	7.80	54
	Back	1.90	2.60	3.00	3.10	35.5
	Arm	1.80	1.80	2.80	3.90	34
	Extreme Back	1.70	2.70	3.00	3.00	33
N78LCW, N78LCWR, N78LCWL, N78LCWB		6.10	7.30	12.00	15.80	118.5
N78LCWX, N78LCWRX, N78LCWLX, N78LCWBX	Seat	2.80	3.80	3.70	7.80	54
	Front Back	1.60	1.80	2.90	3.00	30.5
	Arm	1.80	1.80	2.80	3.90	34
	Extreme Back	1.50	2.50	2.90	3.00	28.5
N78LEU		4.10	4.80	5.90	7.40	78.5

COM YARDAGE REQUIREMENTS

COM YARDAGE REQUIREMENTS (54" WIDTH – CUT UP THE ROLL)

MODEL	RAILROADED	NON DIRECTIONAL OR SOLID	1"-4" REPEAT	5"-11" REPEAT	12"-18" REPEAT	COL SQUARE FEET
	Contact customer service 800-634-9510 for ydg requirements		4" VERTICAL X 4" HORIZONTAL	11" VERTICAL X 11" HORIZONTAL	18" VERTICAL X 18" HORIZONTAL	
N78LEUX	Seat	1.30	1.70	1.80	2.80	24
	Back	1.00	1.00	1.20	1.50	18.5
	Arm	1.80	1.80	2.80	3.90	34
	Extreme Back	0.90	1.00	1.10	1.00	17
N78LEW		3.80	4.50	5.90	7.40	74
N78LEWX	Seat	1.30	1.70	1.80	2.80	24
	Front Back	0.90	0.90	1.10	1.40	15.5
	Arm	1.80	1.80	2.80	3.90	34
	Extreme Back	0.80	0.90	1.10	1.00	14.5