
Arlington

Product Specifications	52
Fabrics and Options	53
Product Pages	54
COM Yardage Requirements	56

ARLINGTON

ARLINGTON PRODUCT SPECIFICATIONS

FRAME CONSTRUCTION

- Interior and exterior frame constructed of kiln-dried hardwoods, with joints double doweled and securely glued for maximum joint stability
- Tie screws are installed at all critical joints for added strength
- Guest conference models have seat joints supported with additional corner blocks secured with high tensile screws

SEAT AND BACK CONSTRUCTION

- High grade polyurethane foam covers high tension strip webbing for comfort
- 64X-GWXX back offers a high grade polyurethane foam covering a non-stretch suspension with an extra layer of suspension in the lumbar area for increased support

TUFTING

- Button tufting utilizes a metal prong unit pulled through both the foam and fabric, then inserted through a self-locking steel washer that is clinched for long life

TRIM NAILS

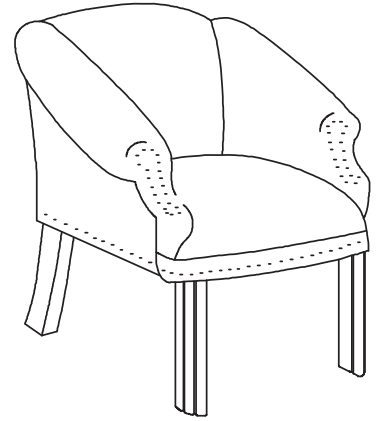
- Decorative antique brass trim nails are individually hand applied to the arm and seat base for a clean, tailored appearance

FINISH

- All finishes feature a catalyzed top coat which resists denting, peeling and reactions to chemicals
- Can be cleaned with a damp cloth
- When specifying Brighton, Natural, and Sonoma finish, variation in color is acceptable due to the nature of wood characteristics

WOOD SPECIES

- Maple



SURFACE MATERIALS

See the Kimball Hospitality Surface Materials Reference Guide at kimballhospitality.com for a complete overview of our materials program, including:

- Characteristics of wood
- Special wood finishes
- Customer-specified laminate (CSL)
- Customer-specified paint (CSP)
- Fabric application and colorways
- Customer's own material (COM) process overview
- Alliance program

ALLIANCE FABRIC PROGRAM

Kimball Hospitality has analyzed each model to most accurately reflect the COM/COL yardage requirements shown on page 56.

The yardage requirement for each model is based on 54" W fabric and cutting the fabric up the roll.

If repeat is larger than 18", contact Customer Service to confirm the correct amount of yardage required. When ordering 10 or more chairs in the same COM, yardage requirements may be reduced.

Contact Customer Service.

PRICE GRADES A-R

See Surface Materials at www.kimballhospitality.com for a wide variety of graded-in fabrics from Arc-Com, CF Stinson, Designtex, Maharam, Momentum, and Ultrafabrics.

FABRIC SAMPLES

If you need samples for presentation(s), contact our alliance partners directly at:

Arc-Com	800.223.5466	arc-com.com
Designtex	800.221.1540	designtex.com
CF Stinson	800.841.6279	cfstinson.com
Maharam	800.645.3943	maharam.com
Momentum	800.366.6839	memosamples.com
Ultrafabrics	877.309.6648	ultrafabricsllc.com

FINISHES

AC	Autumn	NM	Natural
AD	Almond	PB	Portobello
BZ	Brazilwood	PC	Porcini
CI	Chai	PT	Portico
CL	Caramel	SK	Skyline
CW	Cordovan	SM	Sonoma
DW	Judicial	TF	Truffle
HN	Honey	WL	Willow
IM	Brighton	405	Designer White
KN	Kona	462	Cinder
MC	Amber	792	Sable
MH	Mocha	793	Acorn*

*Acorn is the finish complement to Clear Walnut finish

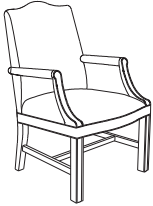
ARLINGTON

TO ORDER, SPECIFY:

1. Model Number
2. Fabric Grade Number
3. Cover Number
4. Finish Designator

- See page 53 for Arlington options
- Due to the contour shapes and tufted appearance, striped patterns are not recommended on tufted models. Should you require such a selection, such orders are not subject to return.
- See page 56 for COM fabric yardage

GUEST WRAPPED ARMS



MODEL NO.

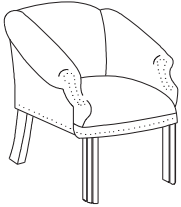
ALLIANCE PROGRAM PRICE GRADES

			A	B	C	D	E	F	G	H	I
			J	K	L	M	N	O	P	Q	R
48-GC	\$		1392	1476	1540	1610	1685	1766	1830	1914	1998
			2080	2210	2471	2634	2718	2805	2889	2973	3054
48-GCN		Trim Nails	1392	1476	1540	1610	1685	1766	1830	1914	1998
			2080	2210	2471	2634	2718	2805	2889	2973	3054

DIMENSIONS

Width	26	Arm Height	26¾	Seat Width	19¾	Weight	43
Depth	28	Seat Height	19½			Cubic Ft.	15.9
Height	38½	Seat Depth	19				

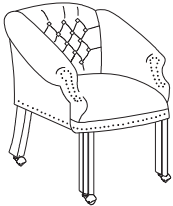
GUEST CLUB



			A	B	C	D	E	F	G	H	I
			J	K	L	M	N	O	P	Q	R
451	\$	Non-tufted/Trim Nails, Static	1457	1553	1625	1705	1790	1883	1955	2051	2147
			2239	2388	2685	2870	2965	3064	3160	3256	3348
451T		Tufted/Trim Nails, Static	1515	1620	1699	1785	1879	1980	2059	2163	2268
			2368	2530	2854	3056	3160	3268	3373	3477	3578
452		Non-tufted/Trim Nails, Mobile	1477	1573	1645	1725	1810	1903	1975	2071	2167
			2259	2408	2705	2890	2985	3084	3180	3276	3368
452T		Tufted/Trim Nails, Mobile	1530	1635	1714	1800	1894	1995	2074	2178	2283
			2383	2545	2869	3071	3175	3283	3388	3492	3593

DIMENSIONS

Width	28¾	Arm Height	25¾	Seat Width	20	Weight	52
Depth	27¾	Seat Height	19½			Cubic Ft.	15.0
Height	32	Seat Depth	19				



TO ORDER, SPECIFY:

1. Model Number
2. Fabric Grade Number
3. Cover Number
4. Finish Designator

- See page 53 for Arlington options
- Due to the contour shapes and tufted appearance, striped patterns are not recommended on tufted models. Should you require such a selection, such orders are not subject to return.
- See page 56 for COM fabric yardage

GUEST CAPTAIN



MODEL NO.


ALLIANCE PROGRAM PRICE GRADES

		A	B	C	D	E	F	G	H	I
		J	K	L	M	N	O	P	Q	R
72X-GUXX	Non-tufted	\$ 870	905	932	960	992	1025	1052	1086	1121
		1155	1209	1317	1384	1419	1455	1490	1524	1558
72X-GUXT	Non-tufted/Trim Nails	874	909	936	964	996	1029	1056	1090	1125
		1159	1213	1321	1388	1423	1459	1494	1528	1562

DIMENSIONS

Width	25¼	Arm Height	26	Seat Width	18½	Weight	36
Depth	22¼	Seat Height	18½			Cubic Ft.	14.6
Height	30½	Seat Depth	18				

GUEST WOOD ARMS



		A	B	C	D	E	F	G	H	I
		J	K	L	M	N	O	P	Q	R
64X-GWXX		\$ 970	1009	1039	1072	1107	1145	1175	1215	1254
		1292	1353	1476	1552	1591	1632	1672	1711	1749

DIMENSIONS

Width	22¼	Arm Height	25¼	Seat Width	19½	Weight	27
Depth	25	Seat Height	17¼			Cubic Ft.	16.6
Height	35	Seat Depth	17¼				

COM YARDAGE REQUIREMENTS

COM YARDAGE REQUIREMENTS (54" WIDTH – CUT UP THE ROLL)

MODEL	RAILROADED	NON DIRECTIONAL OR SOLID	1"-4" REPEAT	5"-11" REPEAT	12"-18" REPEAT	COL SQUARE FEET
	Contact customer service 800-634-9510 for ydg requirements		4" VERTICAL X 4" HORIZONTAL	11" VERTICAL X 11" HORIZONTAL	18" VERTICAL X 18" HORIZONTAL	
451		3.30	4.05	5.35	5.90	67
451T		3.60	4.15	5.30	5.90	73
452		3.30	4.05	5.35	5.90	67
452T		3.60	4.15	5.30	5.90	73
48-GC, 48-GCN		2.90	3.10	3.90	3.90	59
64X-GWXX		1.36	1.58	2.97	2.97	28
72X-GUXT, 72-GUXX		1.20	1.70	1.80	2.20	25