

---

# Superkool

Product Specifications	566
Fabrics and Options	567
Contrasting Fabric	568
Product Pages	569
COM Yardage Requirements	575

## SUPERKOOOL PRODUCT SPECIFICATIONS

### FEATURES

- Extensive line offering low and high back seating in lounge and side models
- Lounge chairs and ottomans are offered with three base options:
  - Metal sled base
  - Maple wood 4-leg base
  - 4-Star base (swivels on chairs)
- Side chairs are a smaller scale chair than lounges; they are available in four base options:
  - Metal sled base
  - Beech wood 4-leg base
  - 4-Star swivel base
  - 5-Star adjustable height base with casters

### SEAT AND BACK CONSTRUCTION

- Seat and back are fully upholstered

### BASES

- 4-Star base swivels 360° and features a chrome finish
- Four leg base is solid hardwood and available in a variety of wood finishes
- Plastic glides are standard on 4-star swivel base and sled bases
- Side chairs are offered in 5-star adjustable height, swivel tilt base with casters, along with the other bases shown

### CONTRASTING UPHOLSTERY

- Contrasting upholstery may be specified on high back models: upper back, lower back, arms and seat

### OTTOMANS

- Feature a "roundish," upholstered cushion to complement lounge chairs
- Offered in sled, 4-leg, and 4-star base models

### ROUND TABLES

- Round tables are available in three heights and feature a chrome, 4-star base
- Tops are solid maple hardwood and available in Frosty White paint or wood finishes



## **SURFACE MATERIALS**

See the Kimball Hospitality Surface Materials Reference Guide at [kimballhospitality.com](http://kimballhospitality.com) for a complete overview of our materials program, including:

- Characteristics of wood
- Special wood finishes
- Customer specified laminate (CSL)
- Customer specified paint (CSP)
- Fabric application and colorways
- Customer's own material (COM) process overview
- Alliance program

### **ALLIANCE FABRIC PROGRAM**

Kimball Hospitality has analyzed each model to most accurately reflect the COM/COL yardage requirements shown on page 575.

The yardage requirement for each model is based on 54" wide fabric and cutting the fabric up the roll.

If repeat is larger than 18", contact Customer Service to confirm the correct amount of yardage required. When ordering 10 or more chairs in the same COM, yardage requirements may be reduced.

Contact Customer Service.

### **PRICE GRADES A-R**

See Surface Materials at [www.kimballhospitality.com](http://www.kimballhospitality.com) for a wide variety of graded-in fabrics from Arc-Com, Carnegie, CF Stinson, Designtex, Maharam, Mayer, Momentum, and Ultrafabrics.

### **FABRIC SAMPLES**

If you need samples for presentation(s), contact our alliance partners directly at:

Arc-Com	800.223.5466	<a href="http://arc-com.com">arc-com.com</a>
Carnegie	800.727.6770	<a href="http://carnegiefabrics.com">carnegiefabrics.com</a>
CF Stinson	800.841.6279	<a href="http://cfstinson.com">cfstinson.com</a>
Designtex	800.221.1540	<a href="http://designtex.com">designtex.com</a>
Maharam	800.645.3943	<a href="http://maharam.com">maharam.com</a>
Mayer	800.428.4415	<a href="http://mayerfabrics.com">mayerfabrics.com</a>
Momentum	800.366.6839	<a href="http://memosamples.com">memosamples.com</a>
Ultrafabrics	877.309.6648	<a href="http://ultrafabricsllc.com">ultrafabricsllc.com</a>

## **WOOD FINISHES**

### **PRICE GROUP 1**

MC	Amber Cherry
CC	Cordoba Cherry
MH	Mocha Cherry
SC	Sedona Cherry
IM	Brighton Maple
TM	Huntington Maple
ES	Espresso Walnut
MW	Midtown Walnut
TW	Tribeca Walnut
UW	Urban Walnut
AD	Almond Straight Grain
CO	Canyon Straight Grain
DF	Driftwood Straight Grain
YO	Monterey Straight Grain
PB	Portobello Straight Grain
792	Sable Straight Grain
NW	Tuscan Straight Grain

IMPORTANT: Wood finishes applied to solid hardwood are complementary to the same wood finish applied to wood veneer, but not an exact match  
Contact Customer Service for more information

## **PAINT**

### **TABLES**

488 Frosty White

## **NON-PAINT**

### **SLED AND SWIVEL BASES**

490 Chrome

## **THREAD**

MATCH	CLOSEST MATCH
WHITE	721Q_WHITE
BLACK	744Q_BLACK
RED	757Q_RED
ORANGE	755Q_ORANGE
GOLD	763Q_LT BROWN
GREEN	799Q_DK GREEN
DK JADE	781Q_DK JADE
NAVY	765Q_NAVY
BROWN	793Q_SADDLE

## **CASTERS**

### **5-STAR ADJUSTABLE BASE ONLY**

C36 Black, dual-wheel caster

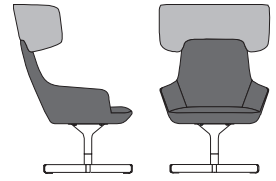
## TO ORDER CONTRASTING FABRIC, SPECIFY

---

### **SUPERKOOL**

#### **High Back Lounge Chair page 569**

1. Model Number plus "X"
2. Upper Back Upholstery Grade
3. Upper Back Upholstery Number
4. Lower Back, Seat, and Arms Upholstery Grade
5. Lower Back, Seat, and Arms Upholstery Number
6. Metal Finish Designator (Sled and Swivel models only)
7. Wood Finish Price Group (Wood 4-Leg models only)
8. Wood finish designator (Wood 4-Leg models only)
9. Decorative Stitching Thread Color



Contrasting Fabric may be specified on upper back, lower back, arms, and seat

#### **High Back Side Chair page 571**

1. Model Number plus "X"
2. Upper Back Upholstery Grade
3. Upper Back Upholstery Number
4. Lower Back, Seat, and Arms Upholstery Grade
5. Lower Back, Seat, and Arms Upholstery Number
6. Metal Finish Designator (Sled and Swivel models only)
7. Wood Finish Price Group (Wood 4-Leg models only)
8. Wood finish designator (Wood 4-Leg models only)
9. Decorative Stitching Thread Color
10. Casters designator (5-Star Adjustable Height Base models only)

**TO ORDER, SPECIFY:**


1. Model Number
2. Upper Back Upholstery Grade
3. Upper Back Upholstery Number
4. Lower Back, Seat, and Arms Upholstery Grade
5. Lower Back, Seat, and Arms Upholstery Number
6. Metal Finish Designator (Sled and Swivel models only)
7. Wood Finish Price Group (Wood 4-Leg models only)
8. Wood Finish Designator (Wood 4-Leg models only)
9. Decorative Stitching Thread Color

- See page 567 for Superkool options
- See page 575 for COM fabric yardage


**HIGH BACK LOUNGE CHAIR**

**MODEL NO.**

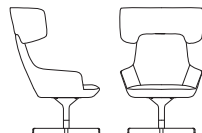
**ALLIANCE PROGRAM PRICE GRADES**



Metal Sled Base



Wood 4-Leg Base



4-Star Swivel Base

			A	B	C	D	E	F	G	H	I
			J	K	L	M	N	O	P	Q	R
KC2L1MHB	Metal Sled Base	\$	3540	3654	3742	3833	3930	4044	4109	4233	4337
			4444	4616	4957	5175	5224	5266	5318	5370	5611
KC2L1WHB	Wood 4-Leg Base		3892	4006	4094	4185	4282	4396	4461	4585	4689
			4796	4968	5309	5527	5576	5618	5670	5722	5963
KC2L1STHB	4-Star Swivel Base		3720	3834	3922	4013	4110	4224	4289	4413	4517
			4624	4796	5137	5355	5404	5446	5498	5550	5791

**DIMENSIONS**

Width	28 <sup>1</sup> / <sub>6</sub>	Seat Height	17 <sup>1</sup> / <sub>2</sub>	Arm Height	20 <sup>1</sup> / <sub>2</sub>	Weight	
Depth	31 <sup>1</sup> / <sub>6</sub>	Seat Depth	20 <sup>1</sup> / <sub>2</sub>			Cubic Ft.	
Height	42	Seat Width	22 <sup>1</sup> / <sub>6</sub>				

• Contrasting fabric option – specify X (i.e., KC2L1MHBX); see page 568. For list pricing, use your electronic specification tool or contact customer service

# SUPERKOOL

## TO ORDER, SPECIFY:

1. Model Number
2. Back, Seat, and Arms Upholstery Grade
3. Back, Seat, and Arms Upholstery Number
4. Metal Finish Designator (Sled and Swivel models only)
5. Wood Finish Price Group (Wood 4-Leg models only)
6. Wood Finish Designator (Wood 4-Leg models only)
7. Decorative Stitching Thread Color

- See page 567 for Superkool options
- See page 575 for COM fabric yardage


### LOW BACK LOUNGE CHAIR

### MODEL NO.

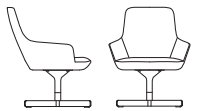
### ALLIANCE PROGRAM PRICE GRADES



Metal Sled Base



Wood 4-Leg Base



4-Star Swivel Base

			A	B	C	D	E	F	G	H	I
			J	K	L	M	N	O	P	Q	R
KC2L1MLB	Metal Sled Base	\$	3124	3203	3264	3327	3394	3473	3518	3604	3676
			3750	3869	4105	4256	4290	4319	4355	4391	4558
KC2L1WLB	Wood 4-Leg Base		3304	3383	3444	3507	3574	3653	3698	3784	3856
			3930	4049	4285	4436	4470	4499	4535	4571	4738
KC2L1STLB	4-Star Swivel Base		3299	3378	3439	3502	3569	3648	3693	3779	3851
			3925	4044	4280	4431	4465	4494	4530	4566	4733

### DIMENSIONS

Width	27 <sup>1</sup> / <sub>16</sub>	Seat Height	17 <sup>1</sup> / <sub>2</sub>	Arm Height	20 <sup>1</sup> / <sub>2</sub>	Weight
Depth	28 <sup>1</sup> / <sub>16</sub>	Seat Depth	20 <sup>1</sup> / <sub>2</sub>			Cubic Ft.
Height	33 <sup>1</sup> / <sub>16</sub>	Seat Width	22 <sup>1</sup> / <sub>2</sub>			

**TO ORDER, SPECIFY:**

1. Model Number
2. Upper Back Upholstery Grade
3. Upper Back Upholstery Number
4. Lower Back, Seat, and Arms Upholstery Grade
5. Lower Back, Seat, and Arms Upholstery Number
6. Metal Finish Designator (Sled and Swivel models only)
7. Wood Finish Price Group (Wood 4-Leg models only)
8. Wood Finish Designator (Wood 4-Leg models only)
9. Decorative Stitching Thread Color
10. Casters Designator (5-Star Adjustable Height Base models only)

- See page 567 for Superkool options
- See page 575 for COM fabric yardage

**HIGH BACK SIDE CHAIR**

**MODEL NO.**

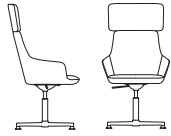
**ALLIANCE PROGRAM PRICE GRADES**



Metal Sled Base



Wood 4-Leg Base



4-Star Swivel Base



5-Star Adjustable Height Base with Casters

		A	B	C	D	E	F	G	H	I
		J	K	L	M	N	O	P	Q	R
KC2G1MHB	Metal Sled Base	\$ 2888	3002	3090	3181	3278	3392	3457	3581	3685
		3792	3964	4305	4523	4572	4614	4666	4718	4959
KC2G1WHB	Wood 4-Leg Base	3370	3484	3572	3663	3760	3874	3939	4063	4167
		4274	4446	4787	5005	5054	5096	5148	5200	5441
KC2G14STHB	4-Star Swivel Base	3062	3176	3264	3355	3452	3566	3631	3755	3859
		3966	4138	4479	4697	4746	4788	4840	4892	5133
KC2G15STHB	5-Star Adjustable Height Base with Casters	3367	3481	3569	3660	3757	3871	3936	4060	4164
		4271	4443	4784	5002	5051	5093	5145	5197	5438

**DIMENSIONS**

Width	24 $\frac{1}{4}$	Seat Height	19 $\frac{1}{2}$	Arm Height	23 $\frac{1}{2}$	Weight	
Depth	28 $\frac{1}{6}$	Adjustable Height		Adjustable Height		Cubic Ft.	
Height	42	Seat Height	19 $\frac{1}{2}$ -23 $\frac{1}{8}$	Arm Height	23 $\frac{1}{2}$ -27 $\frac{1}{2}$		
Adjustable Height		Seat Depth	17				
Height	42-46	Seat Width	19 $\frac{1}{2}$				

• Contrasting fabric option – specify X (i.e., KC2G1MHBX); see page 568. For list pricing, use your electronic specification tool or contact customer service

# SUPERKOOOL

## TO ORDER, SPECIFY:

1. Model Number
2. Back, Seat, and Arms Upholstery Grade
3. Back, Seat, and Arms Upholstery Number
4. Metal Finish Designator (Sled and Swivel models only)
5. Wood Finish Price Group (Wood 4-Leg models only)
6. Wood Finish Designator (Wood 4-Leg models only)
7. Decorative Stitching Thread Color

- See page 567 for Superkool options
- See page 575 for COM fabric yardage


### LOW BACK SIDE CHAIR

### MODEL NO.

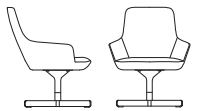
### ALLIANCE PROGRAM PRICE GRADES



Metal Sled Base



Wood 4-Leg Base



4-Star Swivel Base



5-Star Adjustable Height Base with Casters

			A	B	C	D	E	F	G	H	I
			J	K	L	M	N	O	P	Q	R
KC2G1MLB	Metal Sled Base	\$	2454	2533	2594	2657	2724	2803	2848	2934	3006
			3080	3199	3435	3586	3620	3649	3685	3721	3888
KC2G1WLB	Wood 4-Leg Base		3039	3118	3179	3242	3309	3388	3433	3519	3591
			3665	3784	4020	4171	4205	4234	4270	4306	4473
KC2G14STLB	4-Star Swivel Base		2691	2770	2831	2894	2961	3040	3085	3171	3243
			3317	3436	3672	3823	3857	3886	3922	3958	4125
KC2G15STLB	5-Star Adjustable Height Base with Casters		2902	2981	3042	3105	3172	3251	3296	3382	3454
			3528	3647	3883	4034	4068	4097	4133	4169	4336

### DIMENSIONS

Width	24¾	Seat Height	19¾	Arm Height	23¾	Weight	
Depth	25¾	Adjustable Height		Adjustable Height		Cubic Ft.	
Height	32½	Seat Height	19¾-23¾	Arm Height	23¾-27½		
Adjustable Height		Seat Depth	17				
Height	32½-36½	Seat Width	19½				



**TO ORDER, SPECIFY:**

1. Model Number
2. Upholstery Grade
3. Upholstery Number
4. Metal Finish Designator (Sled and 4-Star models only)
5. Wood Finish Price Group (Wood 4-Leg models only)
6. Wood Finish Designator (Wood 4-Leg models only)
7. Decorative Stitching Thread Color

• See page 567 for Superkool options

**OTTOMAN**



Metal Sled Base



Wood 4-Leg Base



4-Star Metal Base

**MODEL NO.**

**ALLIANCE PROGRAM PRICE GRADES**

		A	B	C	D	E	F	G	H	I
		J	K	L	M	N	O	P	Q	R
KC20M	Metal Sled Base	\$ 1659	1703	1737	1772	1809	1853	1878	1926	1966
		2007	2073	2204	2288	2307	2323	2343	2363	2456
KC20W	Wood 4-Leg Base	1083	1123	1154	1185	1219	1259	1281	1325	1361
		1399	1459	1579	1655	1671	1686	1705	1723	1806
KC20ST	4-Star Metal Base	1833	1877	1911	1946	1983	2027	2052	2100	2140
		2181	2247	2378	2462	2481	2497	2517	2537	2630

**DIMENSIONS**

Width	20¼
Depth	20¼
Height	16½

Weight  
Cubic Ft.

# SUPERKOOOL

## TO ORDER, SPECIFY:

• See page 567 for Superkool options

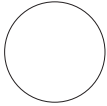
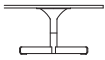
### Painted Top

1. Model Number
2. Paint Designator
3. Base Finish Designator

### Wood Finished Top

1. Model Number
2. Wood Finish Price Group
3. Wood Finish Designator
4. Base Finish Designator

## ROUND COFFEE TABLE



### MODEL NO.

### LIST PRICE

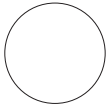
KC23015RDP	Painted Top	\$ 3496
KC23015RDW	Wood Finished Top	3671

### DIMENSIONS

Diameter	29½
Height	14½

Weight  
Cubic Ft.

## ROUND WORKSURFACE HEIGHT TABLE



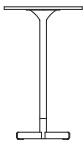
KC23029RDP	Painted Top	\$ 2440
KC23029RDW	Wood Finished Top	2612

### DIMENSIONS

Diameter	29½
Height	28½

Weight  
Cubic Ft.

## ROUND BAR HEIGHT TABLE



KC22440RDP	Painted Top	\$ 2616
KC22440RDW	Wood Finished Top	2785

### DIMENSIONS

Diameter	23¾
Height	40¾

Weight  
Cubic Ft.

## COM YARDAGE REQUIREMENTS

### COM YARDAGE REQUIREMENTS (54" WIDTH – CUT UP THE ROLL)

MODEL	RAILROADED Contact customer service 800-634-9510 for ydg requirements	NON DIRECTIONAL OR SOLID	1"-4" REPEAT	5"-11" REPEAT	12"-18" REPEAT	COL SQUARE FEET
			4" VERTICAL X 4" HORIZONTAL	11" VERTICAL X 11" HORIZONTAL	18" VERTICAL X 18" HORIZONTAL	
KC2G14STHB	Entire Unit	1.60	2.40	2.80	5.50	32.7
	Lower Back/Seat/Arms	1.40	2.00	2.50	4.80	27.1
	Upper Back	0.50	0.70	0.80	1.60	10
KC2G14STLB	Entire Unit	1.40	2.00	2.50	4.80	27.1
KC2G15STHB	Entire Unit	1.60	2.40	2.80	5.50	32.7
	Lower Back/Seat/Arms	1.40	2.00	2.50	4.80	27.1
	Upper Back	0.50	0.70	0.80	1.60	10
KC2G15STLB	Entire Unit	1.40	2.00	2.50	4.80	27.1
KC2G1MHB	Entire Unit	1.60	2.40	2.80	5.50	32.7
	Lower Back/Seat/Arms	1.40	2.00	2.50	4.80	27.1
	Upper Back	0.50	0.70	0.80	1.60	10
KC2G1MLB	Entire Unit	1.40	2.00	2.50	4.80	27.1
KC2G1WHB	Entire Unit	1.60	2.40	2.80	5.50	32.7
	Lower Back/Seat/Arms	1.40	2.00	2.50	4.80	27.1
	Upper Back	0.50	0.70	0.80	1.60	10
KC2G1WLB	Entire Unit	1.40	2.00	2.50	4.80	27.1
KC2L1MHB	Entire Unit	2.40	3.20	4.10	6.00	48.7
	Lower Back/Seat/Arms	1.80	2.30	3.00	5.30	36
	Upper Back	0.90	1.20	1.40	1.60	17.2
KC2L1MLB	Entire Unit	1.80	2.30	2.90	5.30	36.5
KC2L1STHB	Entire Unit	2.40	3.20	4.10	6.00	48.7
	Lower Back/Seat/Arms	1.80	2.30	3.00	5.30	36
	Upper Back	0.90	1.20	1.40	1.60	17.2
KC2L1STLB	Entire Unit	1.80	2.30	2.90	5.30	36.5
KC2L1WHB	Entire Unit	2.40	3.20	4.10	6.00	48.7
	Lower Back/Seat/Arms	1.80	2.30	3.00	5.30	36
	Upper Back	0.90	1.20	1.40	1.60	17.2
KC2L1WLB	Entire Unit	1.80	2.30	2.90	5.30	36.5
KC2OM	Entire Unit	0.80	1.30	1.30	3.00	16
KC2OST	Entire Unit	0.80	1.30	1.30	3.00	16
KC2OW	Entire Unit	0.80	1.30	1.30	3.00	16

