
Shore

Product Specifications	546
Fabrics and Options	547
Contrasting Fabrics Specifications	548
Product Pages	549
COM Yardage Requirements	550



SHORE

SHORE PRODUCT SPECIFICATIONS

SEAT CONSTRUCTION

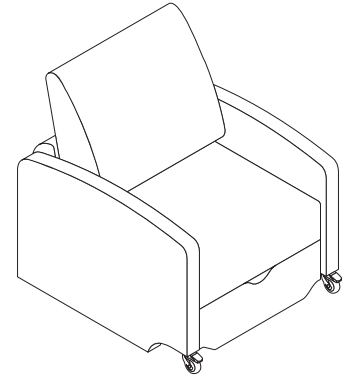
- Enclosed mechanism
- Integrated handle
- Locking, directional, front casters
- Moisture barrier is available on the seat and inside back; upcharge applies
- 80" sleep surface

ARMS

- Arm caps are available in beech wood, polyurethane, 3D laminate, or solid surface. EOS^{CU} (Cupron-enhanced EOS) biocidal solid surface arm caps are optional on solid surface arm cap model; upcharge applies

CONTRASTING FABRICS

- Contrasting fabric may be specified on back, seat, and arms/frame fabric



SURFACE MATERIALS

See the Kimball Hospitality Surface Materials Reference Guide at kimballhospitality.com for a complete overview of our materials program, including:

- Characteristics of wood
- Special wood finishes
- Customer specified laminate (CSL)
- Customer specified paint (CSP)
- Fabric application and colorways
- Customer's own material (COM) process overview
- Alliance program

ALLIANCE FABRIC PROGRAM

Kimball Hospitality has analyzed each model to most accurately reflect the COM/COL yardage requirements shown on page 550.

The yardage requirement for each model is based on 54" wide fabric and cutting the fabric up the roll.

If repeat is larger than 18", contact Customer Service to confirm the correct amount of yardage required. When ordering 10 or more chairs in the same COM, yardage requirements may be reduced.

Contact Customer Service.

PRICE GRADES A-R

See Surface Materials at www.kimballhospitality.com for a wide variety of graded-in fabrics from Arc-Com, Carnegie, CF Stinson, Designtex, Maharam, Mayer, Momentum, and Ultrafabrics.

FABRIC SAMPLES

If you need samples for presentation(s), contact our alliance partners directly at:

Arc-Com	800.223.5466	arc-com.com
Carnegie	800.727.6770	carnegiefabrics.com
CF Stinson	800.841.6279	cfstinson.com
Designtex	800.221.1540	designtex.com
Maharam	800.645.3943	maharam.com
Mayer	800.428.4415	mayerfabrics.com
Momentum	800.366.6839	memosamples.com
Ultrafabrics	877.309.6648	ultrafabricsllc.com

ARM CAPS

3D LAMINATE

WOODGRAIN

CO	Canyon
DF	Driftwood
MH	Mocha
YO	Monterey
NW	Tuscan

POLYURETHANE

495	Beige
462	Cinder
496	Grey

SOLID SURFACE

STANDARD

7101	Bisque
405	Designer White

PREMIUM*

467	Carbon Concrete
468	Neutral Concrete
464	Peace Grey
469	Weathered Concrete

*\$490 Upcharge applies

EOS*

495	EOS ^{CU} Beige
496	EOS ^{CU} Grey

*\$892 Upcharge applies

WOOD

BZ	Brazilwood	MH	Mocha
CO	Canyon	YO	Monterey
CI	Chai	PC	Porcini
CC	Cordoba	PB	Portobello
DF	Driftwood	792	Sable
KN	Kona	NW	Tuscan
MW	Midtown	WL	Willow

IMPORTANT: Hardwood finishes on seating are complementary to veneer finishes on casegoods and tables, but may not be a direct match due to the difference in substrates

Contact Customer Service for more information

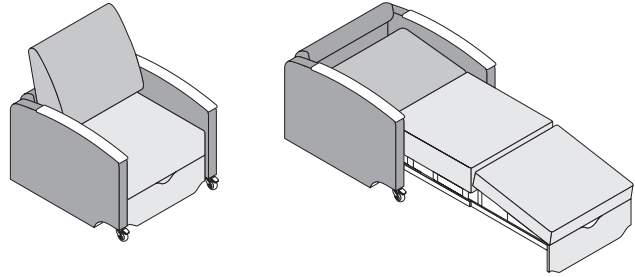
MOISTURE BARRIER

X	None
MB2	Seat and inside back (\$270 upcharge)

TO ORDER CONTRASTING FABRIC, SPECIFY

SHORE Sleepers page 549

1. Model Number plus "X"
2. Back Fabric Grade
3. Back Fabric Number
4. Seat Fabric Grade
5. Seat Fabric number
6. Arms/Frame (Primary) Fabric Grade
7. Arms/Frame (Primary) Fabric Number
8. Arm Cap Designator (if applicable)
9. Moisture Barrier Optional for Seat and Inside Back



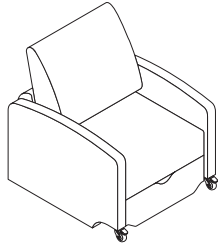
Contrasting fabric may be specified on back, seat, and arms/frame

TO ORDER, SPECIFY:

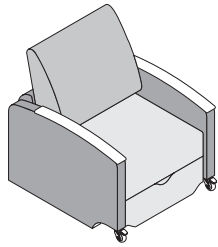
1. Model Number
2. Back Fabric Grade
3. Back Fabric Number
4. Seat Fabric Grade
5. Seat Fabric number
6. Arms/Frame (Primary) Fabric Grade
7. Arms/Frame (Primary) Fabric Number
8. Arm Cap Designator (if applicable)
9. Moisture Barrier Optional for Seat and Inside Back

- See page 547 for Shore options
- See page 550 for COM fabric yardage

SLEEPER



No Arm Caps



Arm Caps

MODEL NO.

ALLIANCE PROGRAM PRICE GRADES

		A	B	C	D	E	F	G	H	I
		J	K	L	M	N	O	P	Q	R
K69S1	No Arm Caps	\$ 6027	6218	6368	6522	6687	6878	6988	7197	7373
		7556	7846	8425	8792	8876	8946	9034	9122	9529
K69S1ACP	Polyurethane Arm Caps	6179	6370	6520	6674	6839	7030	7140	7349	7525
		7708	7998	8577	8944	9028	9098	9186	9274	9681
K69S1ACW	Wood Arm Caps	6334	6525	6675	6829	6994	7185	7295	7504	7680
		7863	8153	8732	9099	9183	9253	9341	9429	9836
K69S1ACT	3D Laminate Arm Caps	6465	6656	6806	6960	7125	7316	7426	7635	7811
		7994	8284	8863	9230	9314	9384	9472	9560	9967
K69S1ACS	Solid Surface Arm Caps	7302	7493	7643	7797	7962	8153	8263	8472	8648
		8831	9121	9700	10067	10151	10221	10309	10397	10804

DIMENSIONS

Width	34½	Seat Height	17	Arm Height		Weight	195
Depth	38½	Seat Depth	21	without Arm Caps	27½	Cubic Ft.	43.5
Height	41	Seat Width	27½	with Arm Caps	28¾		
				Arm Extended	86		

- Contrasting fabric option – specify X (i.e., K69S1X); see page 548. For list pricing, use your electronic specification tool or contact customer service
- Enclosed mechanism
- Integrated handle
- Locking, directional, front casters
- Arm caps, if applicable: polyurethane, beech wood, 3D laminate, or solid surface
- 80" sleep surface

COM YARDAGE REQUIREMENTS

COM YARDAGE REQUIREMENTS (54" WIDTH – CUT UP THE ROLL)

MODEL	RAILROADED Contact customer service 800-634-9510 for ydg requirements	NON DIRECTIONAL OR SOLID	1"-4" REPEAT	5"-11" REPEAT	12"-18" REPEAT	COL SQUARE FEET
			4" VERTICAL X 4" HORIZONTAL	11" VERTICAL X 11" HORIZONTAL	18" VERTICAL X 18" HORIZONTAL	
K69S1, K69S1ACP,	Entire Unit	8.60	10.60	11.40	12.60	171.6
K69S1ACW, K69S1ACT,	Back	1.60	1.80	2.10	2.60	22.1
K69S1ACS	Seat	2.70	4.20	5.00	6.10	53.1
	Arms/Frame	4.60	5.00	5.70	7.40	91.4