

---

# Reno

Product Specifications	528
Fabrics and Options	529
Contrasting Fabrics Specifications	530
Product Pages	531
COM Yardage Requirements	543

## RENO PRODUCT SPECIFICATIONS

### FRAME CONSTRUCTION

- Interior frame is constructed of plywood with tenon joints that are glued and screwed for maximum joint stability
- Seat joints are supported by corner blocks with high tensile screws
- Reno Slim models feature a reduced footprint – see model dimensions for details

### SEAT CONSTRUCTION

- Seat cushions are attached and feature 6" of high grade polyurethane foam, which is custom shaped and fabricated, and placed on high tension strip webbing

### BACK CONSTRUCTION

- 5" of high grade polyurethane foam, which is custom shaped and stretched over web sheet and attached to frame

### ARM CONSTRUCTION

- Armrest frames are wrapped with high grade polyurethane foam and slipcovered
- The frame is attached to the unit with 3 bolts per arm

### WOOD ARM CONSTRUCTION

- Arms are molded of linear laminated hard maple veneers

### CUP HOLDER

- Available on standard Reno upholstered arm

### CONTRASTING FABRICS

- Available with 3 contrasting fabric locations: back, seat, and arms

### LEGS

- Die-cast zinc legs are Platinum Metallic plated, Satin Nickel Metallic plated or Cinder powder coat paint and have nylon glides
- Wood legs are constructed of maple with nylon glides
- When specifying Brighton, Natural, and Sonoma finish, variation in color is acceptable due to the nature of wood characteristics

### HANDLE AND CASTERS

#### N32BB AND N32DD

- Handle featured on mobile lounge is die-cast zinc that is Platinum Metallic plated, Satin Nickel Metallic plated or Cinder powder coat paint
- Heavy-duty black double wheel casters

### TABLET ARM

- ¾" thick black 3D Laminate with MDF core or ¾" thick maple
- Attached with ¼" steel base plate and screws that mounts over ¾" metal insert rod and fits into structure of arm
- Tablet height is 28" from floor to top of tablet surface
- Allows for 360° swivel and writing surface of 21" W x 13½" D

### BENCHES

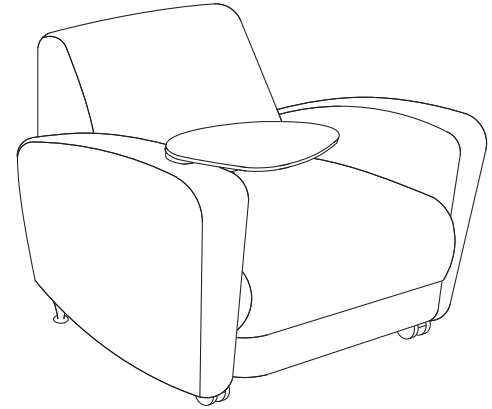
- 8" of foam covers a ½" plywood panel on top of fiberboard frame
- Black, double wheel, roll control casters are standard and work on all floors

### POWER GROMMET

- G23 black or silver grommet is available in right, left or both sides of the back for an additional upcharge
- Features 2 electrical receptacles and 2 power USB ports

### TABLES

- Grade A slipmatched maple (Brighton, Caramel, Honey, Natural), or cherry veneer (Amber, Autumn, Cordovan, Judicial, Mocha, Truffle) or laminate
- All Veneer surfaces feature a semi-open poor matte finish
- Die-cast zinc legs with nylon glides
- 3 power grommets available; specify cutout option and order electrical grommet model separately. See page 819 for details and pricing
- Optional glass and solid surface kits available; reference page 529 in the Tables Price List



**SURFACE MATERIALS**

See the Kimball Hospitality Surface Materials Reference Guide at [kimballhospitality.com](http://kimballhospitality.com) for a complete overview of our materials program, including:

- Characteristics of wood
- Special wood finishes
- Customer-specified laminate (CSL)
- Customer-specified paint (CSP)
- Fabric application and colorways
- Customer's own material (COM) process overview
- Alliance program

**ALLIANCE FABRIC PROGRAM**

Kimball Hospitality has analyzed each model to most accurately reflect the COM/COL yardage requirements shown on page 543.

The yardage requirement for each model is based on 54" W fabric and cutting the fabric up the roll.

If repeat is larger than 18", contact Customer Service to confirm the correct amount of yardage required. When ordering 10 or more chairs in the same COM, yardage requirements may be reduced.

Contact Customer Service.

**PRICE GRADES A-R**

See Surface Materials at [www.kimballhospitality.com](http://www.kimballhospitality.com) for a wide variety of graded-in fabrics from Arc-Com, Carnegie, CF Stinson, Designtex, Maharam, Mayer, Momentum, and Ultrafabrics.

**FABRIC SAMPLES**

If you need samples for presentation(s), contact our alliance partners directly at:

Arc-Com	800.223.5466	<a href="http://arc-com.com">arc-com.com</a>
Carnegie	800.727.6770	<a href="http://carnegiefabrics.com">carnegiefabrics.com</a>
CF Stinson	800.841.6279	<a href="http://cfstinson.com">cfstinson.com</a>
Designtex	800.221.1540	<a href="http://designtex.com">designtex.com</a>
Maharam	800.645.3943	<a href="http://maharam.com">maharam.com</a>
Mayer	800.428.4415	<a href="http://mayerfabrics.com">mayerfabrics.com</a>
Momentum	800.366.6839	<a href="http://memosamples.com">memosamples.com</a>
Ultrafabrics	877.309.6648	<a href="http://ultrafabricsllc.com">ultrafabricsllc.com</a>

**LOUNGE POWER GROMMET OPTIONS**

(\$703 list upcharge per location)

G23BL	Black, Left
G23BR	Black, Right
G23BLR	Black, Left & Right
G23SL	Silver, Left
G23SR	Silver, Right
G23SLR	Silver, Left & Right
X	No Grommet

**TABLES SURFACE GROMMETS/CUTOUTS**

(\$40 list upcharge per location)

CUT-G12C	G12 Cutout, Center
CUT-G17C	G17 Cutout, Center
CUT-G23C	G23 Cutout, Center
X	No Grommet

**TABLES SIDE GROMMETS/CUTOUTS**

(\$40 list upcharge per location)

CUT-G23C	G23 Cutout
X	No Grommet

If specifying cutout, reference page 819 for pricing and details to order power grommet.

**FINISHES (WOOD ARMS, LEGS AND TABLES)**

AC	Autumn	NM	Natural
AD	Almond*	PB	Portobello*
BZ	Brazilwood	PC	Porcini
CI	Chai	PT	Portico*
CL	Caramel	SK	Skyline*
CW	Cordovan	SM	Sonoma*
DW	Judicial	TF	Truffle
HN	Honey	WL	Willow
IM	Brighton	405	Designer White*
KN	Kona	462	Cinder*
MC	Amber	792	Sable*
MH	Mocha	793	Acorn*†

\*Not available on tables

†Acorn is the finish and laminate complement to Clear Walnut finish

**LAMINATES (TABLES ONLY)**

AC2	Autumn 2	SM	Sonoma
AD	Almond	TF	Truffle
BZ	Brazilwood	WL	Willow
CI	Chai	405	Designer White
CL	Caramel	419	Wallaby
CW	Cordovan	425	Shadow
DW	Judicial	440	Cloud
HN2	Honey 2	457	Dapple
IM	Brighton	461	Graphite
KN	Kona	462	Cinder
MC	Amber	478	Platinum Grey
MH	Mocha	488	Frosty White
NM	Natural	491	Designer White Linear
PB	Portobello	492	Cinder Linear
PC	Porcini	792	Sable
PT	Portico	793	Acorn†
SK	Skyline		

**GALLERY LAMINATE (TABLES ONLY)**

Grade 1 – 5% upcharge	
G1001	Citadel
G1011	Pepperdust
Grade 2 – 6% upcharge	
G1002	Planked Raw Oak
G1003	Evening Notte
G1004	Kirsche
G1005	Midnight Run
G1006	Sepia Walnut
G1007	Serotina
G1008	Timeless
G1009	White Nebbia
G1012	Phantom Ecru

See page 20 for Gallery program details and upcharges

**CUP HOLDER OPTIONS**

(\$85 list upcharge per location)

CPL	Cup Holder, Left
CPR	Cup Holder, Right
CPLR	Cup Holder, Left & Right

- Cannot have cup holder and tablet on same arm

**TABLET ARM**

T	3D Laminate, Black	WNM	Wood, Natural
WAC	Wood, Autumn	WPB	Wood, Portobello
WAD	Wood, Almond	WPC	Wood, Porcini
WBZ	Wood, Brazilwood	WPT	Wood, Portico
WCI	Wood, Chai	WSK	Wood, Skyline
WCL	Wood, Caramel	WSM	Wood, Sonoma
WCW	Wood, Cordovan	WTF	Wood, Truffle
WDW	Wood, Judicial	WWL	Wood, Willow
WHN	Wood, Honey	W405	Wood, Designer White
WIM	Wood, Brighton	W462	Wood, Cinder
WKN	Wood, Kona	W792	Wood, Sable
WMC	Wood, Amber	W793	Wood, Acorn†
WMH	Wood, Mocha		

**PAINT COLORS (LEGS AND HANDLE)**

423	Concrete
462	Cinder
463	Iron
501	Platinum Metallic
503	Satin Nickel Metallic

## TO ORDER CONTRASTING FABRIC, SPECIFY

### RENO

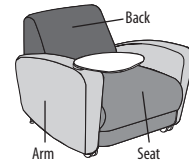
#### 1 Seat Lounge page 531

#### Mobile 1 Seat Lounge page 531

#### 2½ Seat Lounge page 532

#### 3 Seat Lounge page 532

1. Model Number plus "X"
2. Back Fabric Grade Number/Cover Number
3. Seat Fabric Grade Number/Cover Number
4. Arm Fabric Grade Number/Cover Number
5. Power Grommet
6. Tablet and Finish (when applicable)
7. Cup Holder
8. Paint (when applicable)
9. Wood Leg Finish (when applicable)



Contrasting Fabric

#### 1 Seat Lounge Wood Arms page 533

#### 2½ Seat Lounge Wood Arms page 533

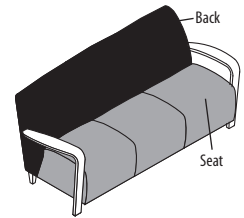
#### 3 Seat Lounge Wood Arms page 534

#### 1 Seat Lounge Wood Arms - Slim page 538

#### 2½ Seat Lounge Wood Arms - Slim page 538

#### 3 Seat Lounge Wood Arms - Slim page 539

1. Model Number plus "X"
2. Back Fabric Grade Number/Cover Number
3. Seat Fabric Grade Number/Cover Number
4. Power Grommet
5. Paint (when applicable)
6. Wood Leg Finish (when applicable)
7. Glides



Contrasting Upholstery

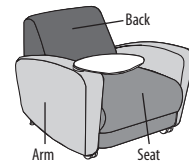
#### 1 Seat Lounge - Slim page 535

#### Mobile 1 Seat Lounge - Slim page 535

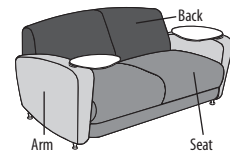
#### 2½ Seat Lounge - Slim page 536

#### 3 Seat Lounge - Slim page 537

1. Model Number plus "X"
2. Back Fabric Grade Number/Cover Number
3. Seat Fabric Grade Number/Cover Number
4. Arm Fabric Grade Number/Cover Number
5. Power Grommet
6. Tablet and Finish (when applicable)
7. Paint (when applicable)
8. Wood Leg Finish (when applicable)



Contrasting Fabric



Contrasting Fabric

**TO ORDER, SPECIFY:**


1. Model Number
2. Fabric Grade / Cover Number
3. Power Grommet
4. Cup Holder
5. Tablet and Finish (when applicable)
6. Paint (when applicable)
7. Wood Leg Finish (when applicable)

- See page 529 for Reno options
- See pages 543-544 for COM fabric yardage


**1 SEAT LOUNGE**

**MODEL NO.**

**ALLIANCE PROGRAM PRICE GRADES**



Metal Legs



Wood Legs

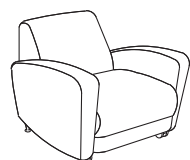
		A	B	C	D	E	F	G	H	I
		J	K	L	M	N	O	P	Q	R
N32AAM	Metal Legs	\$ 2604	2785	2923	3070	3231	3403	3545	3721	3898
		4079	4353	4912	5260	5441	5623	5804	5985	6157
N32AAW	Wood Legs	2775	2956	3094	3241	3402	3574	3716	3892	4069
		4250	4524	5083	5431	5612	5794	5975	6156	6328
N32CCMR	Metal Legs, Tablet Right Arm	3149	3330	3468	3615	3776	3948	4090	4266	4443
		4624	4898	5457	5805	5986	6168	6349	6530	6702
N32CCML	Metal Legs, Tablet Left Arm	3149	3330	3468	3615	3776	3948	4090	4266	4443
		4624	4898	5457	5805	5986	6168	6349	6530	6702
N32CCWR	Wood Legs, Tablet Right Arm	3322	3503	3641	3788	3949	4121	4263	4439	4616
		4797	5071	5630	5978	6159	6341	6522	6703	6875
N32CCWL	Wood Legs, Tablet Left Arm	3322	3503	3641	3788	3949	4121	4263	4439	4616
		4797	5071	5630	5978	6159	6341	6522	6703	6875

**DIMENSIONS**


Width	34½	Arm Height	27	Seat Width	22	Weight	83
Depth	34½	Seat Height	19			Tablet Weight	95
Height	33	Seat Depth	21¼			Cubic Ft.	32

• Contrasting fabric option – specify X (i.e., N32AAMX); see page 530. For list pricing, use your electronic specification tool or contact customer service

**MOBILE 1 SEAT LOUNGE**



Metal Legs



Wood Legs

		A	B	C	D	E	F	G	H	I
		J	K	L	M	N	O	P	Q	R
N32BBM	Metal Legs	\$ 2822	3003	3141	3288	3449	3621	3763	3939	4116
		4297	4571	5130	5478	5659	5841	6022	6203	6375
N32BBW	Wood Legs	2994	3175	3313	3460	3621	3793	3935	4111	4288
		4469	4743	5302	5650	5831	6013	6194	6375	6547
N32DDMR	Metal Legs, Tablet Right Arm	3349	3530	3668	3815	3976	4148	4290	4466	4643
		4824	5098	5657	6005	6186	6368	6549	6730	6902
N32DDML	Metal Legs, Tablet Left Arm	3349	3530	3668	3815	3976	4148	4290	4466	4643
		4824	5098	5657	6005	6186	6368	6549	6730	6902
N32DDWR	Wood Legs, Tablet Right Arm	3519	3700	3838	3985	4146	4318	4460	4636	4813
		4994	5268	5827	6175	6356	6538	6719	6900	7072
N32DDWL	Wood Legs, Tablet Left Arm	3519	3700	3838	3985	4146	4318	4460	4636	4813
		4994	5268	5827	6175	6356	6538	6719	6900	7072

**DIMENSIONS**

Width	34½	Arm Height	27	Seat Width	22	Weight	83
Depth	34½	Seat Height	19			Tablet Weight	95
Height	33	Seat Depth	21¼			Cubic Ft.	32

- Contrasting fabric option – specify X (i.e., N32BBMX); see page 530. For list pricing, use your electronic specification tool or contact customer service
- Features a handle on the back for ease of mobility
- Paint finish option represents handle on wood leg models and legs and handle on metal leg models

# RENO

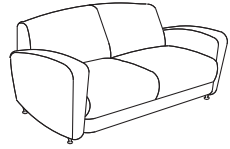
## TO ORDER, SPECIFY:

1. Model Number
2. Fabric Grade / Cover Number
3. Power Grommet
4. Cup Holder


5. Tablet and Finish (when applicable)
6. Paint (when applicable)
7. Wood Leg Finish (when applicable)

- See page 529 for Reno options
- See pages 543-544 for COM fabric yardage

### 2½ SEAT LOUNGE



Metal Legs



Wood Legs

### MODEL NO.

### ALLIANCE PROGRAM PRICE GRADES


			A	B	C	D	E	F	G	H	I
			J	K	L	M	N	O	P	Q	R
N32HHM	Metal Legs	\$	3615	3948	4200	4470	4767	5082	5343	5667	5991
			6324	6828	7854	8493	8826	9159	9492	9825	10140
N32HHW	Wood Legs		3788	4121	4373	4643	4940	5255	5516	5840	6164
			6497	7001	8027	8666	8999	9332	9665	9998	10313
N32JJMR	Metal Legs, Tablet Right Arm		4161	4494	4746	5016	5313	5628	5889	6213	6537
			6870	7374	8400	9039	9372	9705	10038	10371	10686
N32JJML	Metal Legs, Tablet Left Arm		4161	4494	4746	5016	5313	5628	5889	6213	6537
			6870	7374	8400	9039	9372	9705	10038	10371	10686
N32JJMB	Metal Legs, Tablet Both Arms		4708	5041	5293	5563	5860	6175	6436	6760	7084
			7417	7921	8947	9586	9919	10252	10585	10918	11233
N32JJWR	Wood Legs, Tablet Right Arm		4332	4665	4917	5187	5484	5799	6060	6384	6708
			7041	7545	8571	9210	9543	9876	10209	10542	10857
N32JJWL	Wood Legs, Tablet Left Arm		4332	4665	4917	5187	5484	5799	6060	6384	6708
			7041	7545	8571	9210	9543	9876	10209	10542	10857
N32JJWB	Wood Legs, Tablet Both Arms		4880	5213	5465	5735	6032	6347	6608	6932	7256
			7589	8093	9119	9758	10091	10424	10757	11090	11405

### DIMENSIONS


Width	67½	Arm Height	27	Seat Width	55¼	Weight	125
Depth	34½	Seat Height	19			Tablet Weight	137
Height	33	Seat Depth	21¼			Cubic Ft.	56.1
						Weight with Tablet Both Arms	149

• Contrasting fabric option – specify X (i.e., N32JJMRX); see page 530. For list pricing, use your electronic specification tool or contact customer service

### 3 SEAT LOUNGE



Metal Legs



Wood Legs

			A	B	C	D	E	F	G	H	I
			J	K	L	M	N	O	P	Q	R
N32LLM	Metal Legs	\$	4377	4706	4956	5223	5516	5828	6086	6406	6727
			7056	7554	8569	9201	9530	9860	10189	10518	10830
N32LLW	Wood Legs		4549	4878	5128	5395	5688	6000	6258	6578	6899
			7228	7726	8741	9373	9702	10032	10361	10690	11002
N32MMMR	Metal Legs, Tablet Right Arm		4921	5250	5500	5767	6060	6372	6630	6950	7271
			7600	8098	9113	9745	10074	10404	10733	11062	11374
N32MMML	Metal Legs, Tablet Left Arm		4921	5250	5500	5767	6060	6372	6630	6950	7271
			7600	8098	9113	9745	10074	10404	10733	11062	11374
N32MMMB	Metal Legs, Tablet Both Arms		5469	5798	6048	6315	6608	6920	7178	7498	7819
			8148	8646	9661	10293	10622	10952	11281	11610	11922
N32MMWR	Wood Legs, Tablet Right Arm		5095	5424	5674	5941	6234	6546	6804	7124	7445
			7774	8272	9287	9919	10248	10578	10907	11236	11548
N32MMWL	Wood Legs, Tablet Left Arm		5095	5424	5674	5941	6234	6546	6804	7124	7445
			7774	8272	9287	9919	10248	10578	10907	11236	11548
N32MMWB	Wood Legs, Tablet Both Arms		5644	5973	6223	6490	6783	7095	7353	7673	7994
			8323	8821	9836	10468	10797	11127	11456	11785	12097

### DIMENSIONS

Width	78	Arm Height	27	Seat Width	66¼	Weight	148
Depth	34½	Seat Height	19			Tablet Weight	160
Height	33	Seat Depth	21¼			Cubic Ft.	69.4
						Weight with Tablet Both Arms	172

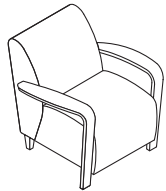
• Contrasting fabric option – specify X (i.e., N32MMMRX); see page 530. For list pricing, use your electronic specification tool or contact customer service

**TO ORDER, SPECIFY:**


1. Model Number
2. Fabric Grade Number
3. Cover Number
4. Power Grommet
5. Paint (when applicable)
6. Finish Designator (when applicable)
7. Glides

- See page 529 for Reno options
- See pages 543-544 for COM fabric yardage

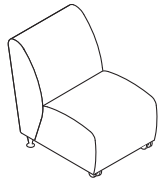
**1 SEAT LOUNGE  
WOOD ARMS**



Wood Arms



Armless – Metal Legs



Armless – Metal Legs – Mobile

**MODEL  
NO.**

**ALLIANCE PROGRAM PRICE GRADES**

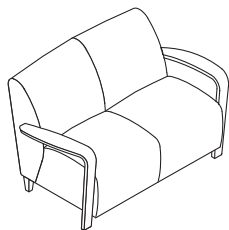
			A	B	C	D	E	F	G	H	I
			J	K	L	M	N	O	P	Q	R
N32TAAW	Wood Legs	\$	3432	3536	3614	3698	3791	3889	3970	4071	4171
			4275	4432	4751	4950	5053	5157	5261	5364	5462
N32MAAM	Armless – Metal Legs		2318	2422	2500	2584	2677	2775	2856	2957	3057
			3161	3318	3637	3836	3939	4043	4147	4250	4348
N32MAAW	Armless – Wood Legs		2491	2595	2673	2757	2850	2948	3029	3130	3230
			3334	3491	3810	4009	4112	4216	4320	4423	4521
N32MBBM	Armless – Metal Legs – Mobile		2534	2638	2716	2800	2893	2991	3072	3173	3273
			3377	3534	3853	4052	4155	4259	4363	4466	4564
N32MBBW	Armless – Wood Legs – Mobile		2707	2811	2889	2973	3066	3164	3245	3346	3446
			3550	3707	4026	4225	4328	4432	4536	4639	4737

**DIMENSIONS**

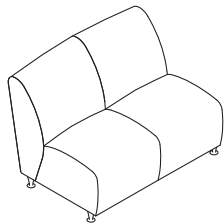
Width	32	Seat Height	19	Arm Height	27	Armless Weight	52
Armless Width	23	Seat Depth	21¼			Arm Weight	65
Depth	34½	Seat Width	22½			Armless Cubic Ft.	28.0
Height	33					Arm Cubic Ft.	32.0

- Contrasting fabric option – specify X (i.e., N32TAAWX); see page 530. For list pricing, use your electronic specification tool or contact customer service
- Cup holder not available

**2½ SEAT LOUNGE  
WOOD ARMS**



Wood Arms



Armless – Metal Legs

			A	B	C	D	E	F	G	H	I
			J	K	L	M	N	O	P	Q	R
N32THHW	Wood Legs	\$	4423	4668	4852	5050	5268	5499	5691	5928	6166
			6410	6780	7532	8001	8245	8489	8733	8977	9208
N32MHHM	Armless – Metal Legs		3312	3557	3741	3939	4157	4388	4580	4817	5055
			5299	5669	6421	6890	7134	7378	7622	7866	8097
N32MHHW	Armless – Wood Legs		3483	3728	3912	4110	4328	4559	4751	4988	5226
			5470	5840	6592	7061	7305	7549	7793	8037	8268

**DIMENSIONS**

Width	65	Seat Height	19	Arm Height	27	Armless Weight	97
Armless Width	56	Seat Depth	21¼			Arm Weight	110
Depth	34½	Seat Width	55½			Armless Cubic Ft.	49.7
Height	33					Arm Cubic Ft.	56.1

- Contrasting fabric option – specify X (i.e., N32THHWX); see page 530. For list pricing, use your electronic specification tool or contact customer service
- Cup holder not available

# RENO

## TO ORDER, SPECIFY:

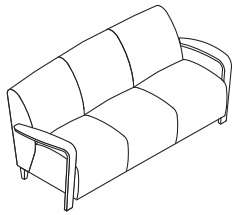
1. Model Number
2. Fabric Grade Number
3. Cover Number
4. Power Grommet
5. Paint (when applicable)
6. Finish Designator (when applicable)
7. Glides

- See page 529 for Reno options
- See pages 543-544 for COM fabric yardage

### 3 SEAT LOUNGE WOOD ARMS

### MODEL NO.

### ALLIANCE PROGRAM PRICE GRADES



Wood Arms

			A	B	C	D	E	F	G	H	I
			J	K	L	M	N	O	P	Q	R
N32TLLW	Wood Legs	\$	5139	5350	5510	5681	5869	6068	6234	6439	6644
			6855	7174	7824	8229	8440	8651	8861	9072	9272

### DIMENSIONS

Width	75½	Seat Height	19	Arm Height	27	Weight	133
Depth	34½	Seat Depth	21¼			Cubic Ft.	69.4
Height	33	Seat Width	66				

- Contrasting fabric option – specify X (i.e., N32TLLWX); see page 530. For list pricing, use your electronic specification tool or contact customer service
- Cup holder not available




**TO ORDER, SPECIFY:**


1. Model Number
2. Fabric Grade Number
3. Cover Number
4. Power Grommet
5. Tablet and Finish (when applicable)
6. Paint (when applicable)
7. Wood Leg Finish (when applicable)

- See page 529 for Reno options
- See pages 543-544 for COM fabric yardage

**1 SEAT LOUNGE - SLIM**



Wood Legs



Wood Legs

**MODEL NO.**

**ALLIANCE PROGRAM PRICE GRADES**


		A	B	C	D	E	F	G	H	I
		J	K	L	M	N	O	P	Q	R
N32SAAM	Metal Legs	\$ 2604	2785	2923	3070	3231	3403	3545	3721	3898
		4079	4353	4912	5260	5441	5623	5804	5985	6157
N32SAAW	Wood Legs	2775	2956	3094	3241	3402	3574	3716	3892	4069
		4250	4524	5083	5431	5612	5794	5975	6156	6328
N32SCCMR	Metal Legs, Tablet Right Arm	3149	3330	3468	3615	3776	3948	4090	4266	4443
		4624	4898	5457	5805	5986	6168	6349	6530	6702
N32SCCML	Metal Legs, Tablet Left Arm	3149	3330	3468	3615	3776	3948	4090	4266	4443
		4624	4898	5457	5805	5986	6168	6349	6530	6702
N32SCCWR	Wood Legs, Tablet Right Arm	3322	3503	3641	3788	3949	4121	4263	4439	4616
		4797	5071	5630	5978	6159	6341	6522	6703	6875
N32SCCWL	Wood Legs, Tablet Left Arm	3322	3503	3641	3788	3949	4121	4263	4439	4616
		4797	5071	5630	5978	6159	6341	6522	6703	6875

**DIMENSIONS**


Width	32	Arm Height	27	Seat Width	22	Weight	74
Depth	31	Seat Height	19			Tablet Weight	87
Height	33	Seat Depth	21¼			Cubic Ft.	32.0

- Contrasting fabric option – specify X (i.e., N32SCCMRX); see page 530. For list pricing, use your electronic specification tool or contact customer service
- Cup holder not available

**MOBILE 1 SEAT LOUNGE - SLIM**



Metal Legs



Wood Legs

		A	B	C	D	E	F	G	H	I
		J	K	L	M	N	O	P	Q	R
N32SBBM	Metal Legs	\$ 2822	3003	3141	3288	3449	3621	3763	3939	4116
		4297	4571	5130	5478	5659	5841	6022	6203	6375
N32SBBW	Wood Legs	2994	3175	3313	3460	3621	3793	3935	4111	4288
		4469	4743	5302	5650	5831	6013	6194	6375	6547
N32SDDMR	Metal Legs, Tablet Right Arm	3349	3530	3668	3815	3976	4148	4290	4466	4643
		4824	5098	5657	6005	6186	6368	6549	6730	6902
N32SDDML	Metal Legs, Tablet Left Arm	3349	3530	3668	3815	3976	4148	4290	4466	4643
		4824	5098	5657	6005	6186	6368	6549	6730	6902
N32SDDWR	Wood Legs, Tablet Right Arm	3519	3700	3838	3985	4146	4318	4460	4636	4813
		4994	5268	5827	6175	6356	6538	6719	6900	7072
N32SDDWL	Wood Legs, Tablet Left Arm	3519	3700	3838	3985	4146	4318	4460	4636	4813
		4994	5268	5827	6175	6356	6538	6719	6900	7072

**DIMENSIONS**

Width	32	Arm Height	27	Seat Width	22	Weight	74
Depth	31	Seat Height	19			Tablet Weight	87
Height	33	Seat Depth	21¼			Cubic Ft.	32.0

- Contrasting fabric option – specify X (i.e., N32SDDMRX); see page 530. For list pricing, use your electronic specification tool or contact customer service
- Features a handle on the back for ease of mobility
- Paint finish option represents handle on wood leg models and legs and handle on metal leg models
- Cup holder not available

# RENO

## TO ORDER, SPECIFY:

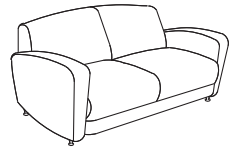
1. Model Number
2. Fabric Grade Number
3. Cover Number
4. Power Grommet
5. Tablet and Finish (when applicable)
6. Paint (when applicable)
7. Wood Leg Finish (when applicable)

- See page 529 for Reno options
- See pages 543-544 for COM fabric yardage


### 2½ SEAT LOUNGE - SLIM

### MODEL NO.

### ALLIANCE PROGRAM PRICE GRADES



Metal Legs



Wood Legs

			A	B	C	D	E	F	G	H	I
			J	K	L	M	N	O	P	Q	R
N32SHHM	Metal Legs	\$	3615	3948	4200	4470	4767	5082	5343	5667	5991
			6324	6828	7854	8493	8826	9159	9492	9825	10140
N32SHHW	Wood Legs		3788	4121	4373	4643	4940	5255	5516	5840	6164
			6497	7001	8027	8666	8999	9332	9665	9998	10313
N32SJMR	Metal Legs, Tablet Right Arm		4161	4494	4746	5016	5313	5628	5889	6213	6537
			6870	7374	8400	9039	9372	9705	10038	10371	10686
N32SJJML	Metal Legs, Tablet Left Arm		4161	4494	4746	5016	5313	5628	5889	6213	6537
			6870	7374	8400	9039	9372	9705	10038	10371	10686
N32SJJMB	Metal Legs, Tablet Both Arms		4708	5041	5293	5563	5860	6175	6436	6760	7084
			7417	7921	8947	9586	9919	10252	10585	10918	11233
N32SJJWR	Wood Legs, Tablet Right Arm		4332	4665	4917	5187	5484	5799	6060	6384	6708
			7041	7545	8571	9210	9543	9876	10209	10542	10857
N32SJJWL	Wood Legs, Tablet Left Arm		4332	4665	4917	5187	5484	5799	6060	6384	6708
			7041	7545	8571	9210	9543	9876	10209	10542	10857
N32SJJWB	Wood Legs, Tablet Both Arms		4880	5213	5465	5735	6032	6347	6608	6932	7256
			7589	8093	9119	9758	10091	10424	10757	11090	11405

### DIMENSIONS

Width	65	Arm Height	27	Seat Width	55¼	Weight	117
Depth	31	Seat Height	19			Cubic Ft.	56.0
Height	33	Seat Depth	21¼			Tablet Weight	129
						Cubic Ft	56.1
						Weight with Tablet Both Arms	141


- Contrasting fabric option – specify X (i.e., N32SHMX); see page 530. For list pricing, use your electronic specification tool or contact customer service
- Cup holder not available

**TO ORDER, SPECIFY:**


1. Model Number
2. Fabric Grade Number
3. Cover Number
4. Power Grommet
5. Tablet and Finish (when applicable)
6. Paint (when applicable)
7. Wood Leg Finish (when applicable)

- See page 529 for Reno options
- See pages 543-544 for COM fabric yardage

**3 SEAT LOUNGE - SLIM**



Metal Legs



Wood Legs

**MODEL NO.**

**ALLIANCE PROGRAM PRICE GRADES**

			A	B	C	D	E	F	G	H	I
			J	K	L	M	N	O	P	Q	R
N32SLLM	Metal Legs	\$	4377	4706	4956	5223	5516	5828	6086	6406	6727
			7056	7554	8569	9201	9530	9860	10189	10518	10830
N32SLLW	Wood Legs		4549	4878	5128	5395	5688	6000	6258	6578	6899
			7228	7726	8741	9373	9702	10032	10361	10690	11002
N32SMMMR	Metal Legs, Tablet Right Arm		4921	5250	5500	5767	6060	6372	6630	6950	7271
			7600	8098	9113	9745	10074	10404	10733	11062	11374
N32SMMML	Metal Legs, Tablet Left Arm		4921	5250	5500	5767	6060	6372	6630	6950	7271
			7600	8098	9113	9745	10074	10404	10733	11062	11374
N32SMMMB	Metal Legs, Tablet Both Arms		5469	5798	6048	6315	6608	6920	7178	7498	7819
			8148	8646	9661	10293	10622	10952	11281	11610	11922
N32SMMWR	Wood Legs, Tablet Right Arm		5095	5424	5674	5941	6234	6546	6804	7124	7445
			7774	8272	9287	9919	10248	10578	10907	11236	11548
N32SMMWL	Wood Legs, Tablet Left Arm		5095	5424	5674	5941	6234	6546	6804	7124	7445
			7774	8272	9287	9919	10248	10578	10907	11236	11548
N32SMMWB	Wood Legs, Tablet Both Arms		5644	5973	6223	6490	6783	7095	7353	7673	7994
			8323	8821	9836	10468	10797	11127	11456	11785	12097

**DIMENSIONS**

Width	75½	Arm Height	27	Seat Width	66¼	Weight	139
Depth	31	Seat Height	19			Cubic Ft.	69.4
Height	33	Seat Depth	21¼			Tablet Weight	151
						Cubic Ft.	69.4
						Weight with Tablet Both Arms	163

- Contrasting fabric option – specify X (i.e., N32SLLMX); see page 530. For list pricing, use your electronic specification tool or contact customer service
- Cup holder not available

RENO

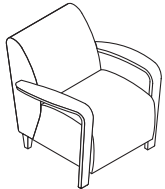
# RENO

## TO ORDER, SPECIFY:

1. Model Number
2. Fabric Grade Number
3. Cover Number
4. Power Grommet
5. Paint (when applicable)
6. Wood Leg Finish (when applicable)

- See page 529 for Reno options
- See pages 543-544 for COM fabric yardage

### 1 SEAT LOUNGE WOOD ARMS - SLIM



Wood Arms

### MODEL NO.

### ALLIANCE PROGRAM PRICE GRADES

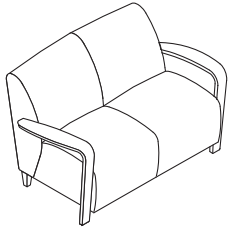
	A	B	C	D	E	F	G	H	I
N32STAAW Arms - Wood Leg	\$ 3432	3536	3614	3698	3791	3889	3970	4071	4171
	4275	4432	4751	4950	5053	5157	5261	5364	5462

### DIMENSIONS

Width	29	Seat Height	19	Arm Height	27	Weight	63
Depth	31	Seat Depth	21¼			Cubic Ft.	32.0
Height	33	Seat Width	22½				

• Contrasting fabric option – specify X (i.e., N32STAAWX); see page 530. For list pricing, use your electronic specification tool or contact customer service

### 2½ SEAT LOUNGE WOOD ARMS - SLIM



Wood Arms

	A	B	C	D	E	F	G	H	I
N32STHHW Arms - Wood Leg	\$ 4423	4668	4852	5050	5268	5499	5691	5928	6166
	6410	6780	7532	8001	8245	8489	8733	8977	9208

### DIMENSIONS

Width	62	Seat Height	19	Arm Height	27	Weight	100
Depth	31	Seat Depth	21¼			Cubic Ft.	56.1
Height	33	Seat Width	55½				

• Contrasting fabric option – specify X (i.e., N32STHHWX); see page 530. For list pricing, use your electronic specification tool or contact customer service

**LOUNGE TO ORDER, SPECIFY:**

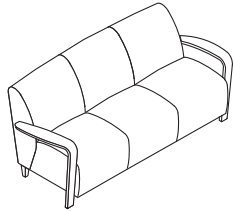
1. Model Number
2. Fabric Grade Number
3. Cover Number
4. Power Grommet
5. Paint (when applicable)
6. Wood Leg Finish (when applicable)

**PULL-UP TABLE TO ORDER, SPECIFY:**

1. Model Number
2. Laminate or Finish
3. Paint

- See page 529 for Reno options
- See pages 543-544 for COM fabric yardage

**3 SEAT LOUNGE WOOD ARMS - SLIM**



Wood Arms

**MODEL NO.**

**ALLIANCE PROGRAM PRICE GRADES**

		A	B	C	D	E	F	G	H	I
		J	K	L	M	N	O	P	Q	R
N32STLLW	Arms	\$ 5139	5350	5510	5681	5869	6068	6234	6439	6644
		6855	7174	7824	8229	8440	8651	8861	9072	9272

**DIMENSIONS**

Width	73	Seat Height	19	Arm Height	27	Weight	121
Depth	31	Seat Depth	21¼			Cubic Ft.	69.4
Height	33	Seat Width	66½				

- Contrasting fabric option – specify X (i.e., N32STLLWX); see page 530. For list pricing, use your electronic specification tool or contact customer service

**PERSONAL PULL-UP TABLE**



**MODEL NO.**

**LIST PRICE**

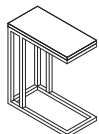
10N1622RTPUW	Wood	\$ 1470
10N1622RTPUL	Laminate	1470

**DIMENSIONS**

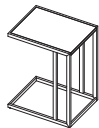
Width	22	Weight	32
Depth	13¾	Cubic Ft.	9.25
Height	28½		

- 50 lb. weight limit
- Specify metal finish (423) Concrete, (462) Cinder, (463) Iron, (501) Platinum Metallic, or (503) Satin Nickel Metallic
- Veneer species is maple
- Acorn is the laminate/wood complement to Clear Walnut finish

**PERSONAL PULL-UP TABLE**



White Marble



Black Marble

10N1120RTPU2SS	White Marble	\$ 1036
10N1620RTPU2SB	Black Marble	1036

**DIMENSIONS - WHITE MARBLE**

Width	20	Weight	30
Depth	11	Cubic Ft.	5
Height	25		

**DIMENSIONS - BLACK MARBLE**

Width	20	Weight	30
Depth	16	Cubic Ft.	6.95
Height	25		

- 50 lb. weight limit
- White Marble model has a Platinum Metallic base; Black Marble model has a Cinder base
- 10N1620RTPU2SB top material is Porcelain with pattern Nero Marquina
- 10N1120RTPU2SS top material is Natural Marble species of Bianco Crown Marble
- Specify model number only

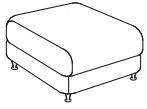
# RENO

## TO ORDER, SPECIFY:

1. Model Number
2. Fabric Grade Number
3. Cover Number
4. Paint (when applicable)
5. Wood Leg Finish (when applicable)

- See page 529 for Reno options
- See pages 543-544 for COM fabric yardage

### 1 SEAT BENCH



Metal Legs



Wood Legs



Mobile

### MODEL NO.

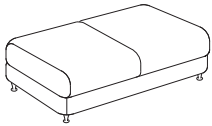
### ALLIANCE PROGRAM PRICE GRADES

			A	B	C	D	E	F	G	H	I
			J	K	L	M	N	O	P	Q	R
N32KKM	Metal Legs	\$	983	1033	1070	1111	1155	1203	1242	1290	1339
			1389	1465	1619	1714	1764	1814	1864	1914	1961
N32KKW	Wood Legs		1158	1208	1245	1286	1330	1378	1417	1465	1514
			1564	1640	1794	1889	1939	1989	2039	2089	2136
N32KKC	Mobile		1267	1317	1354	1395	1439	1487	1526	1574	1623
			1673	1749	1903	1998	2048	2098	2148	2198	2245

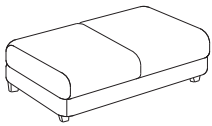
### DIMENSIONS

Width	24	Weight	28
Depth	24	Cubic Ft.	13.5
Height	17½		

### 2½ SEAT BENCH



Metal Legs



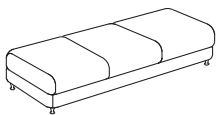
Wood Legs

			A	B	C	D	E	F	G	H	I
			J	K	L	M	N	O	P	Q	R
N32HKM	Metal Legs	\$	2189	2314	2410	2512	2624	2743	2841	2964	3086
			3212	3402	3790	4031	4157	4283	4409	4535	4654
N32HKW	Wood Legs		2364	2489	2585	2687	2799	2918	3016	3139	3261
			3387	3577	3965	4206	4332	4458	4584	4710	4829

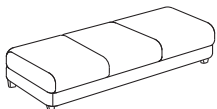
### DIMENSIONS

Width	56	Weight	57
Depth	24	Cubic Ft.	16.9
Height	17½		

### 3 SEAT BENCH



Metal Legs



Wood Legs

			A	B	C	D	E	F	G	H	I
			J	K	L	M	N	O	P	Q	R
N32LKM	Metal Legs	\$	2540	2658	2748	2844	2949	3061	3154	3269	3385
			3503	3682	4047	4274	4393	4511	4629	4748	4860
N32LKW	Wood Legs		2715	2833	2923	3019	3124	3236	3329	3444	3560
			3678	3857	4222	4449	4568	4686	4804	4923	5035

### DIMENSIONS

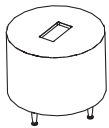
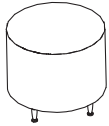
Width	68	Weight	68
Depth	24	Cubic Ft.	17.3
Height	17½		

**TO ORDER, SPECIFY:**

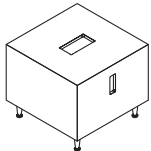
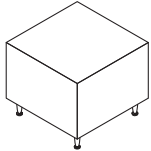
1. Model Number
2. Surface Grommet
3. Side Grommet (when applicable)
4. Wood/Laminate Finish
5. Paint (when applicable)
6. Finish

• See page 529 for Reno options

**END TABLE**



Optional Surface Grommet Location



Optional Surface and Side Grommet Locations

**MODEL NO.**

**LIST PRICE**

**ROUND**

N32T24ENW	Wood	\$ 1925
N32T24ENL	Laminate	1620

**DIMENSIONS (Round Models)**

Diameter	24	Weight	35
Height	20 <sup>1</sup> / <sub>16</sub>	Cubic Ft.	11.0

- Side grommet not available on round models
- Optional surface grommet cutout available in G12, G17, and G23 cutout

**SQUARE**

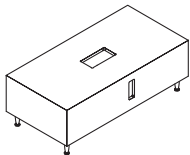
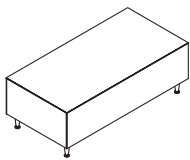
N32T2424ENW	Wood	\$ 1925
N32T2424ENL	Laminate	1620

**DIMENSIONS (Square Models)**

Width	24	Weight	55
Depth	24	Cubic Ft.	12.6
Height	20 <sup>1</sup> / <sub>16</sub>		

- Optional surface grommet cutout available in G12, G17, and G23 cutout
- Optional side grommet cutout on square table available in G23 cutout
- Some assembly required; feet are field installed
- Power grommet sold separately; reference page 819 for pricing and details
- Optional glass and solid surface kits available; reference page 529 in the Tables Price List

**MAGAZINE TABLE**



Optional Surface and Side Grommet Locations

N32T2448MGW	Wood	\$ 2063
N32T2448MGL	Laminate	1768

**DIMENSIONS**

Width	48	Weight	77
Depth	24	Cubic Ft.	19.1
Height	16 <sup>1</sup> / <sub>16</sub>		

- Optional surface grommet cutout available in G12, G17, and G23 cutout
- Optional side grommet cutout available in G23 cutout
- Some assembly required; feet are field installed
- Power grommet sold separately; reference page 819 for pricing and details
- Optional glass and solid surface kits available; reference page 529 in the Tables Price List

RENO

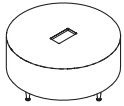
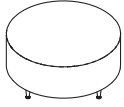
# RENO

## TO ORDER, SPECIFY:

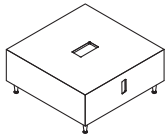
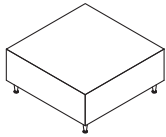
1. Model Number
2. Surface Grommet
3. Side Grommet (when applicable)
4. Wood/Laminate Finish
5. Paint (when applicable)
6. Finish

• See page 529 for Reno options

### COFFEE TABLE



Optional Surface Grommet Location



Optional Surface and Side Grommet Locations

### MODEL NO.

### LIST PRICE

#### ROUND

N32T36MGW	Wood	\$ 2147
N32T36MGL	Laminate	1852

#### DIMENSIONS (Round Models)

Diameter	36 <sup>1</sup> / <sub>16</sub>	Weight	55
Height	16 <sup>1</sup> / <sub>16</sub>	Cubic Ft.	18.6

- Side grommet not available on round models
- Optional surface grommet cutout available in G12, G17, and G23 cutout

#### SQUARE

N32T3636MGW	Wood	\$ 2147
N32T3636MGL	Laminate	1852

#### DIMENSIONS (Square Models)

Width	36	Weight	65
Depth	36	Cubic Ft.	15
Height	16 <sup>1</sup> / <sub>16</sub>		

- Optional surface grommet cutout available in G12, G17, and G23 cutout
- Optional side grommet cutout on square table available in G23 cutout
- Some assembly required; feet are field installed
- Power grommet sold separately; reference page 819 for pricing and details
- Optional glass and solid surface kits available; reference page 529 in the Tables Price List



# COM YARDAGE REQUIREMENTS

## COM YARDAGE REQUIREMENTS (54" WIDTH – CUT UP THE ROLL)

MODEL	RAILROADED Contact customer service 800-634-9510 for ydg requirements	NON DIRECTIONAL OR SOLID	1"-4" REPEAT	5"-11" REPEAT	12"-18" REPEAT	COL SQUARE FEET	
			4" VERTICAL X 4" HORIZONTAL	11" VERTICAL X 11" HORIZONTAL	18" VERTICAL X 18" HORIZONTAL		
N32AAM, N32AAW, N32BBM, N32BBW, N32CCML, N32CCMR, N32CCWL, N32CCWR, N32DDMR, N32DDML, N32DDWR, N32DDWL			4.90	5.60	7.30	8.90	98
N32SAAM, N32SAAW, N32SBBM, N32SBBW, N32SCCML, N32SCCMR, N32SCCWL, N32SCCWR, N32SDDMR, N32SDDML, N32SDDWR, N32SDDWL			5.00	6.40	6.90	8.30	100
N32HHM, N32HHW, N32JJMR, N32JJML, N32JJMB, N32JJWR, N32JJWL, N32JJWB			9.00	10.00	10.70	12.30	179
N32SHHM, N32SHHW, N32SJMR, N32SJML, N32SJMB, N32SJWR, N32SJWL, N32SJWB			9.30	10.80	10.90	13.20	185
N32LLM, N32LLW, N32MMMR, N32MMML, N32MMMB, N32MMWR, N32MMWL, N32MMWB			8.90	13.50	14.70	16.90	177
N32SLLM, N32SLLW, N32SMMMR, N32SMMML, N32SMMMB, N32SMMWR, N32SMMWL, N32SMMWB			8.60	10.90	15.50	17.80	171
N32AAMX, N32AAWX, N32BBMX, N32BBWX, N32CCMLX, N32CCMRX, N32CCWLX, N32CCWRX, N32DDMRX, N32DDMLX, N32DDWRX, N32DDWLX	Arm Seat Back	2.80 1.20 2.00	3.40 1.80 2.20	3.80 2.10 2.50	6.00 2.40 2.20	56 24 40	
N32SAAMX, N32SAAWX, N32SBBMX, N32SBBWX, N32SCCMLX, N32SCCMRX, N32SCCWLX, N32SCCWRX, N32SDDMRX, N32SDDMLX, N32SDDWRX, N32SDDWLX	Arm Seat Back	3.00 1.60 1.90	3.10 1.70 2.00	3.40 2.40 2.10	4.00 3.40 2.40	60 32 38	
N32HHMX, N32HHWX, N32JJMRX, N32JJMLX, N32JJMBX, N32JJWRX, N32JJWLX, N32JJWBX	Arm Seat Back	2.80 2.90 3.90	3.40 3.40 4.20	3.80 3.90 5.00	6.00 2.90 5.20	56 58 78	
N32SHHMx, N32SHHWX, N32SJMRX, N32SJMLX, N32SJMBX, N32SJWRX, N32SJWLX, N32SJWBX	Arm Seat Back	3.00 3.70 3.70	3.10 3.90 3.90	3.40 4.90 4.10	4.00 6.20 5.10	60 74 74	
N32LLMX, N32LLWX, N32MMMRX, N32MMMLX, N32MMMBX, N32MMWRX, N32MMWLX, N32MMWBX	Arm Seat Back	2.80 3.40 3.90	3.40 4.80 6.30	3.80 5.00 7.40	6.00 6.40 6.20	56 68 78	
N32SLLMX, N32SLLWX, N32SMMMRX, N32SMMMLX, N32SMMMBX, N32SMMWRX, N32SMMWLX, N32SMMWBX	Arm Seat Back	3.00 3.40 3.70	3.10 4.60 3.80	3.40 7.30 5.80	4.00 9.40 6.40	60 68 74	

RENO

## COM YARDAGE REQUIREMENTS

### COM YARDAGE REQUIREMENTS (54" WIDTH – CUT UP THE ROLL)

MODEL	RAILROADED Contact customer service 800-634-9510 for ydg requirements	NON DIRECTIONAL OR SOLID	1"-4" REPEAT	5"-11" REPEAT	12"-18" REPEAT	COL SQUARE FEET
			4" VERTICAL X 4" HORIZONTAL	11" VERTICAL X 11" HORIZONTAL	18" VERTICAL X 18" HORIZONTAL	
N32KKC, N32KKM, N32KKW		1.60	2.30	3.40	4.80	32
N32HKM, N32HKW		3.40	4.60	5.10	7.20	68
N32LKM, N32LKW		3.20	3.70	7.00	7.20	64
N32THHW, N32MHHM, N32MHHW		6.60	7.00	8.20	7.50	132
N32MBBM, N32TAAW, N32MBBW		2.80	3.00	4.20	4.40	56
N32MBBMX, N32MBBW, N32TAAWX	Seat Back	1.30 1.90	2.10 2.00	2.50 2.30	2.70 2.50	26 38
N32MHHMX, N32MHHW, N32THHWX	Seat Back	3.10 3.60	3.50 3.90	3.70 5.30	4.20 4.50	62 72
N32TLLW		5.70	6.10	10.60	8.00	113.5
N32TLLWX	Seat Back	2.40 3.60	3.30 3.70	5.00 6.60	4.20 4.50	48 72
N32STAAW		2.70	2.80	4.00	4.40	54
N32STHHW		6.40	6.80	7.80	7.50	127.5
N32STLLW		5.40	5.70	10.20	7.50	107.5
N32STAAWX	Seat Back	1.30 1.70	2.10 1.80	2.40 2.20	2.70 2.40	26 34
N32STHHWX	Seat Back	3.20 3.40	3.50 3.60	3.70 4.50	4.20 4.40	64 68
N32STLLWX	Seat Back	2.40 3.40	3.30 3.40	4.90 5.90	4.20 4.40	48 68

RENO