
Superkool

Product Specifications	578
Fabrics and Options	579
Contrasting Fabric	580
Product Pages	581
COM Yardage Requirements	587

SUPERKOOL PRODUCT SPECIFICATIONS

FEATURES

- Extensive line offering low and high back seating in lounge and side models
- Lounge chairs and ottomans are offered with three base options:
 - Metal sled base
 - Maple wood 4-leg base
 - 4-Star base (swivels on chairs)
- Side chairs are a smaller scale chair than lounges; they are available in four base options:
 - Metal sled base
 - Beech wood 4-leg base
 - 4-Star swivel base
 - 5-Star adjustable height base with casters

SEAT AND BACK CONSTRUCTION

- Seat and back are fully upholstered

BASES

- 4-Star base swivels 360° and features a chrome finish
- Four leg base is solid hardwood and available in a variety of wood finishes
- Plastic glides are standard on 4-star swivel base and sled bases
- Side chairs are offered in 5-star adjustable height, swivel tilt base with casters, along with the other bases shown

CONTRASTING UPHOLSTERY

- Contrasting upholstery may be specified on high back models: upper back, lower back, arms and seat

OTTOMANS

- Feature a "roundish," upholstered cushion to complement lounge chairs
- Offered in sled, 4-leg, and 4-star base models

ROUND TABLES

- Round tables are available in three heights and feature a chrome, 4-star base
- Tops are solid maple hardwood and available in Frosty White paint or wood finishes



SURFACE MATERIALS

See the Kimball Hospitality Surface Materials Reference Guide at kimballhospitality.com for a complete overview of our materials program, including:

- Characteristics of wood
- Special wood finishes
- Customer specified laminate (CSL)
- Customer specified paint (CSP)
- Fabric application and colorways
- Customer's own material (COM) process overview
- Alliance program

ALLIANCE FABRIC PROGRAM

Kimball Hospitality has analyzed each model to most accurately reflect the COM/COL yardage requirements shown on page 587.

The yardage requirement for each model is based on 54" wide fabric and cutting the fabric up the roll.

If repeat is larger than 18", contact Customer Service to confirm the correct amount of yardage required. When ordering 10 or more chairs in the same COM, yardage requirements may be reduced.

Contact Customer Service.

PRICE GRADES A-R

See Surface Materials at www.kimballhospitality.com for a wide variety of graded-in fabrics from Arc-Com, Carnegie, CF Stinson, Designtex, Maharam, Mayer, Momentum, and Ultrafabrics.

FABRIC SAMPLES

If you need samples for presentation(s), contact our alliance partners directly at:

Arc-Com	800.223.5466	arc-com.com
Carnegie	800.727.6770	carnegiefabrics.com
CF Stinson	800.841.6279	cfstinson.com
Designtex	800.221.1540	designtex.com
Maharam	800.645.3943	maharam.com
Mayer	800.428.4415	mayerfabrics.com
Momentum	800.366.6839	memosamples.com
Ultrafabrics	877.309.6648	ultrafabricsllc.com

WOOD FINISHES

PRICE GROUP 1

MC	Amber Cherry
CC	Cordoba Cherry
MH	Mocha Cherry
SC	Sedona Cherry
IM	Brighton Maple
TM	Huntington Maple
ES	Espresso Walnut
MW	Midtown Walnut
TW	Tribeca Walnut
UW	Urban Walnut
AD	Almond Straight Grain
CO	Canyon Straight Grain
DF	Driftwood Straight Grain
YO	Monterey Straight Grain
PB	Portobello Straight Grain
792	Sable Straight Grain
NW	Tuscan Straight Grain

IMPORTANT: Wood finishes applied to solid hardwood are complementary to the same wood finish applied to wood veneer, but not an exact match
Contact Customer Service for more information

PAINT

TABLES

488 Frosty White

NON-PAINT

SLED AND SWIVEL BASES

490 Chrome

THREAD

MATCH	CLOSEST MATCH
WHITE	721Q_WHITE
BLACK	744Q_BLACK
RED	757Q_RED
ORANGE	755Q_ORANGE
GOLD	763Q_LT BROWN
GREEN	799Q_DK GREEN
DK JADE	781Q_DK JADE
NAVY	765Q_NAVY
BROWN	793Q_SADDLE

CASTERS

5-STAR ADJUSTABLE BASE ONLY

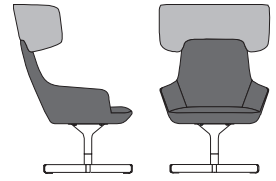
C36 Black, dual-wheel caster

TO ORDER CONTRASTING FABRIC, SPECIFY

SUPERKOOL

High Back Lounge Chair page 581

1. Model Number plus "X"
2. Upper Back Upholstery Grade
3. Upper Back Upholstery Number
4. Lower Back, Seat, and Arms Upholstery Grade
5. Lower Back, Seat, and Arms Upholstery Number
6. Metal Finish Designator (Sled and Swivel models only)
7. Wood Finish Price Group (Wood 4-Leg models only)
8. Wood finish designator (Wood 4-Leg models only)
9. Decorative Stitching Thread Color



Contrasting Fabric may be specified on upper back, lower back, arms, and seat

High Back Side Chair page 583

1. Model Number plus "X"
2. Upper Back Upholstery Grade
3. Upper Back Upholstery Number
4. Lower Back, Seat, and Arms Upholstery Grade
5. Lower Back, Seat, and Arms Upholstery Number
6. Metal Finish Designator (Sled and Swivel models only)
7. Wood Finish Price Group (Wood 4-Leg models only)
8. Wood finish designator (Wood 4-Leg models only)
9. Decorative Stitching Thread Color
10. Casters designator (5-Star Adjustable Height Base models only)

TO ORDER, SPECIFY:


1. Model Number
2. Upper Back Upholstery Grade
3. Upper Back Upholstery Number
4. Lower Back, Seat, and Arms Upholstery Grade
5. Lower Back, Seat, and Arms Upholstery Number
6. Metal Finish Designator (Sled and Swivel models only)
7. Wood Finish Price Group (Wood 4-Leg models only)
8. Wood Finish Designator (Wood 4-Leg models only)
9. Decorative Stitching Thread Color

- See page 579 for Superkool options
- See page 587 for COM fabric yardage


HIGH BACK LOUNGE CHAIR

MODEL NO.

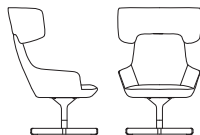
ALLIANCE PROGRAM PRICE GRADES



Metal Sled Base



Wood 4-Leg Base



4-Star Swivel Base

		A	B	C	D	E	F	G	H	I
		J	K	L	M	N	O	P	Q	R
KC2L1MHB	Metal Sled Base	\$ 3164	3268	3349	3430	3518	3622	3680	3794	3888
		3986	4142	4454	4652	4694	4733	4782	4828	5045
KC2L1WHB	Wood 4-Leg Base	3478	3582	3663	3744	3832	3936	3994	4108	4202
		4300	4456	4768	4966	5008	5047	5096	5142	5359
KC2L1STHB	4-Star Swivel Base	3325	3429	3510	3591	3679	3783	3841	3955	4049
		4147	4303	4615	4813	4855	4894	4943	4989	5206

DIMENSIONS

Width	28 ¹ / ₆	Seat Height	17 ¹ / ₂	Arm Height	20 ¹ / ₂	Weight	
Depth	31 ¹ / ₆	Seat Depth	20 ¹ / ₂			Cubic Ft.	
Height	42	Seat Width	22 ¹ / ₆				

• Contrasting fabric option – specify X (i.e., KC2L1MHBX); see page 580. For list pricing, use your electronic specification tool or contact customer service

SUPERKOOL

TO ORDER, SPECIFY:

1. Model Number
2. Back, Seat, and Arms Upholstery Grade
3. Back, Seat, and Arms Upholstery Number
4. Metal Finish Designator (Sled and Swivel models only)
5. Wood Finish Price Group (Wood 4-Leg models only)
6. Wood Finish Designator (Wood 4-Leg models only)
7. Decorative Stitching Thread Color

- See page 579 for Superkool options
- See page 587 for COM fabric yardage


LOW BACK LOUNGE CHAIR

MODEL NO.

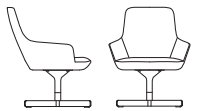
ALLIANCE PROGRAM PRICE GRADES



Metal Sled Base



Wood 4-Leg Base



4-Star Swivel Base

			A	B	C	D	E	F	G	H	I
			J	K	L	M	N	O	P	Q	R
KC2L1MLB	Metal Sled Base	\$	2792	2864	2920	2976	3037	3109	3149	3228	3293
			3361	3469	3685	3822	3851	3878	3912	3944	4094
KC2L1WLB	Wood 4-Leg Base		2953	3025	3081	3137	3198	3270	3310	3389	3454
			3522	3630	3846	3983	4012	4039	4073	4105	4255
KC2L1STLB	4-Star Swivel Base		2948	3020	3076	3132	3193	3265	3305	3384	3449
			3517	3625	3841	3978	4007	4034	4068	4100	4250

DIMENSIONS

Width	27 ¹ / ₁₆	Seat Height	17 ¹ / ₂	Arm Height	20 ¹ / ₂	Weight
Depth	28 ⁸ / ₁₆	Seat Depth	20 ¹ / ₂			Cubic Ft.
Height	33 ³ / ₁₆	Seat Width	22 ¹ / ₂			

TO ORDER, SPECIFY:

1. Model Number
2. Upper Back Upholstery Grade
3. Upper Back Upholstery Number
4. Lower Back, Seat, and Arms Upholstery Grade
5. Lower Back, Seat, and Arms Upholstery Number
6. Metal Finish Designator (Sled and Swivel models only)
7. Wood Finish Price Group (Wood 4-Leg models only)
8. Wood Finish Designator (Wood 4-Leg models only)
9. Decorative Stitching Thread Color
10. Casters Designator (5-Star Adjustable Height Base models only)

- See page 579 for Superkool options
- See page 587 for COM fabric yardage

HIGH BACK SIDE CHAIR

MODEL NO.

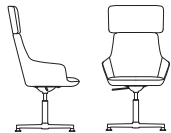
ALLIANCE PROGRAM PRICE GRADES



Metal Sled Base



Wood 4-Leg Base



4-Star Swivel Base



5-Star Adjustable Height Base with Casters

		A	B	C	D	E	F	G	H	I
		J	K	L	M	N	O	P	Q	R
KC2G1MHB	Metal Sled Base	\$ 2582	2686	2767	2848	2936	3040	3098	3212	3306
		3404	3560	3872	4070	4112	4151	4200	4246	4463
KC2G1WHB	Wood 4-Leg Base	3012	3116	3197	3278	3366	3470	3528	3642	3736
		3834	3990	4302	4500	4542	4581	4630	4676	4893
KC2G14STHB	4-Star Swivel Base	2737	2841	2922	3003	3091	3195	3253	3367	3461
		3559	3715	4027	4225	4267	4306	4355	4401	4618
KC2G15STHB	5-Star Adjustable Height Base with Casters	3010	3114	3195	3276	3364	3468	3526	3640	3734
		3832	3988	4300	4498	4540	4579	4628	4674	4891

DIMENSIONS

Width	24 $\frac{1}{4}$	Seat Height	19 $\frac{1}{2}$	Arm Height	23 $\frac{1}{2}$	Weight	
Depth	28 $\frac{1}{16}$	Adjustable Height		Adjustable Height		Cubic Ft.	
Height	42	Seat Height	19 $\frac{1}{2}$ -23 $\frac{1}{8}$	Arm Height	23 $\frac{1}{2}$ -27 $\frac{1}{2}$		
Adjustable Height		Seat Depth	17				
Height	42-46	Seat Width	19 $\frac{1}{2}$				

- Contrasting fabric option – specify X (i.e., KC2G1MHBX); see page 580. For list pricing, use your electronic specification tool or contact customer service

SUPERKOOOL

TO ORDER, SPECIFY:

1. Model Number
2. Back, Seat, and Arms Upholstery Grade
3. Back, Seat, and Arms Upholstery Number
4. Metal Finish Designator (Sled and Swivel models only)
5. Wood Finish Price Group (Wood 4-Leg models only)
6. Wood Finish Designator (Wood 4-Leg models only)
7. Decorative Stitching Thread Color

- See page 579 for Superkool options
- See page 587 for COM fabric yardage


LOW BACK SIDE CHAIR

MODEL NO.

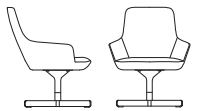
ALLIANCE PROGRAM PRICE GRADES



Metal Sled Base



Wood 4-Leg Base



4-Star Swivel Base



5-Star Adjustable Height Base with Casters

			A	B	C	D	E	F	G	H	I
			J	K	L	M	N	O	P	Q	R
KC2G1MLB	Metal Sled Base	\$	2194	2266	2322	2378	2439	2511	2551	2630	2695
			2763	2871	3087	3224	3253	3280	3314	3346	3496
KC2G1WLB	Wood 4-Leg Base		2716	2788	2844	2900	2961	3033	3073	3152	3217
			3285	3393	3609	3746	3775	3802	3836	3868	4018
KC2G14STLB	4-Star Swivel Base		2405	2477	2533	2589	2650	2722	2762	2841	2906
			2974	3082	3298	3435	3464	3491	3525	3557	3707
KC2G15STLB	5-Star Adjustable Height Base with Casters		2594	2666	2722	2778	2839	2911	2951	3030	3095
			3163	3271	3487	3624	3653	3680	3714	3746	3896

DIMENSIONS

Width	24¾	Seat Height	19¾	Arm Height	23¾	Weight	
Depth	25¾	Adjustable Height		Adjustable Height		Cubic Ft.	
Height	32½	Seat Height	19¾-23¾	Arm Height	23¾-27½		
Adjustable Height		Seat Depth	17				
Height	32½-36½	Seat Width	19½				

TO ORDER, SPECIFY:

1. Model Number
2. Upholstery Grade
3. Upholstery Number
4. Metal Finish Designator (Sled and 4-Star models only)
5. Wood Finish Price Group (Wood 4-Leg models only)
6. Wood Finish Designator (Wood 4-Leg models only)
7. Decorative Stitching Thread Color

• See page 579 for Superkool options

OTTOMAN



Metal Sled Base



Wood 4-Leg Base



4-Star Metal Base

MODEL NO.

ALLIANCE PROGRAM PRICE GRADES

			A	B	C	D	E	F	G	H	I
			J	K	L	M	N	O	P	Q	R
KC20M	Metal Sled Base	\$	1483	1523	1554	1585	1619	1659	1681	1725	1761
			1799	1859	1979	2055	2071	2086	2105	2123	2206
KC20W	Wood 4-Leg Base		1083	1123	1154	1185	1219	1259	1281	1325	1361
			1399	1459	1579	1655	1671	1686	1705	1723	1806
KC20ST	4-Star Metal Base		1638	1678	1709	1740	1774	1814	1836	1880	1916
			1954	2014	2134	2210	2226	2241	2260	2278	2361

DIMENSIONS

Width	20¼
Depth	20¼
Height	16½

Weight
Cubic Ft.

SUPERKOOOL

TO ORDER, SPECIFY:

• See page 579 for Superkool options

Painted Top

1. Model Number
2. Paint Designator
3. Base Finish Designator

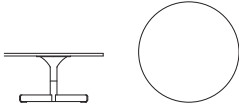
Wood Finished Top

1. Model Number
2. Wood Finish Price Group
3. Wood Finish Designator
4. Base Finish Designator

ROUND COFFEE TABLE

MODEL NO.

LIST PRICE

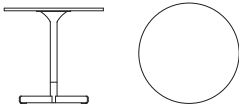


KC23015RDP	Painted Top	\$ 3121
KC23015RDW	Wood Finished Top	3278

DIMENSIONS

Diameter	29½	Weight
Height	14½	Cubic Ft.

ROUND WORKSURFACE HEIGHT TABLE

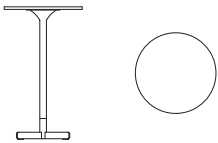


KC23029RDP	Painted Top	\$ 2179
KC23029RDW	Wood Finished Top	2332

DIMENSIONS

Diameter	29½	Weight
Height	28½	Cubic Ft.

ROUND BAR HEIGHT TABLE



KC22440RDP	Painted Top	\$ 2336
KC22440RDW	Wood Finished Top	2487

DIMENSIONS

Diameter	23¾	Weight
Height	40¾	Cubic Ft.

COM YARDAGE REQUIREMENTS

COM YARDAGE REQUIREMENTS (54" WIDTH – CUT UP THE ROLL)

MODEL	RAILROADED Contact customer service 800-634-9510 for ydg requirements	NON DIRECTIONAL OR SOLID	1"-4" REPEAT	5"-11" REPEAT	12"-18" REPEAT	COL SQUARE FEET
			4" VERTICAL X 4" HORIZONTAL	11" VERTICAL X 11" HORIZONTAL	18" VERTICAL X 18" HORIZONTAL	
KC2G14STHB	Entire Unit	1.60	2.40	2.80	5.50	32.7
	Lower Back/Seat/Arms	1.40	2.00	2.50	4.80	27.1
	Upper Back	0.50	0.70	0.80	1.60	10
KC2G14STLB	Entire Unit	1.40	2.00	2.50	4.80	27.1
KC2G15STHB	Entire Unit	1.60	2.40	2.80	5.50	32.7
	Lower Back/Seat/Arms	1.40	2.00	2.50	4.80	27.1
	Upper Back	0.50	0.70	0.80	1.60	10
KC2G15STLB	Entire Unit	1.40	2.00	2.50	4.80	27.1
KC2G1MHB	Entire Unit	1.60	2.40	2.80	5.50	32.7
	Lower Back/Seat/Arms	1.40	2.00	2.50	4.80	27.1
	Upper Back	0.50	0.70	0.80	1.60	10
KC2G1MLB	Entire Unit	1.40	2.00	2.50	4.80	27.1
KC2G1WHB	Entire Unit	1.60	2.40	2.80	5.50	32.7
	Lower Back/Seat/Arms	1.40	2.00	2.50	4.80	27.1
	Upper Back	0.50	0.70	0.80	1.60	10
KC2G1WLB	Entire Unit	1.40	2.00	2.50	4.80	27.1
KC2L1MHB	Entire Unit	2.40	3.20	4.10	6.00	48.7
	Lower Back/Seat/Arms	1.80	2.30	3.00	5.30	36
	Upper Back	0.90	1.20	1.40	1.60	17.2
KC2L1MLB	Entire Unit	1.80	2.30	2.90	5.30	36.5
KC2L1STHB	Entire Unit	2.40	3.20	4.10	6.00	48.7
	Lower Back/Seat/Arms	1.80	2.30	3.00	5.30	36
	Upper Back	0.90	1.20	1.40	1.60	17.2
KC2L1STLB	Entire Unit	1.80	2.30	2.90	5.30	36.5
KC2L1WHB	Entire Unit	2.40	3.20	4.10	6.00	48.7
	Lower Back/Seat/Arms	1.80	2.30	3.00	5.30	36
	Upper Back	0.90	1.20	1.40	1.60	17.2
KC2L1WLB	Entire Unit	1.80	2.30	2.90	5.30	36.5
KC2OM	Entire Unit	0.80	1.30	1.30	3.00	16
KC2OST	Entire Unit	0.80	1.30	1.30	3.00	16
KC2OW	Entire Unit	0.80	1.30	1.30	3.00	16

